

August 2024

MDOC Adult Data Report



MDOC Data Team

This document contains key adult correctional data points to assist management and staff in making evidence-based decisions.

Randall Liberty
Commissioner

Anthony Cantillo
Deputy Commissioner

Maine Department of Corrections
25 Tyson Drive
State House Station 111
Augusta Maine 04333-0111
207-287-2711

9/10/2024



Maine Department of Corrections August 2024 Data Reporting

Contents

1.0 Population & Demographics	3
1.1 Incarcerated Population	3
1.2 Behavioral Health Services	4
1.3 Administrative Control Unit Population	5
1.4 Restrictive Housing Population	6
2.0 Correctional Programming	9
2.1 Resident Classification Reviews	9
2.2 DOC Programming by Type	10
2.3 Programming Tablets	11
3.0 Classification	12
3.1 Average Monthly Gain, by Year, by Gender	12
3.2 Current Custody Ratings	12
3.3 Facility Transfers	13
4.0 Supervised Community Confinement Program (SCCP)	14
5.0 Prison Industries Report	15
6.0 Office of Victim Services	16
7.0 Adult Community Corrections	17
7.1 Adult Community Caseloads	17
7.2 Average Age and Race of Adult Probationers by Gender	18
7.3 Community Population Over Time	18
7.4 Community Investigations	19
7.5 Leading the Way	19
7.6 Probation Successful Completion:	19
7.7 Violations & Revocations	19



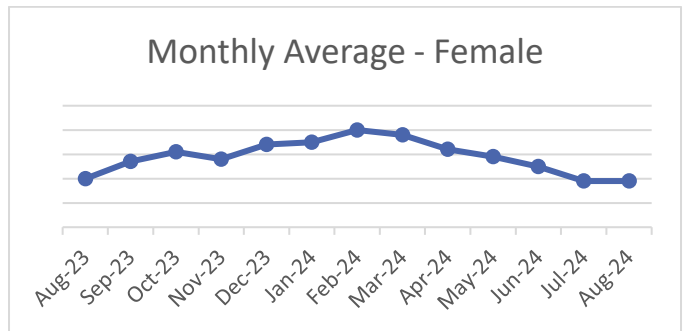
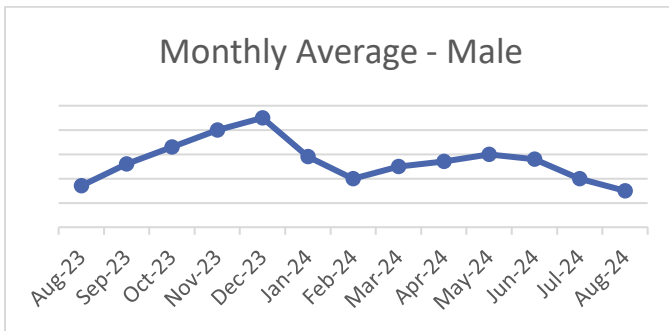
Maine Department of Corrections August 2024 Data Reporting

1.0 Population & Demographics

1.1 Incarcerated Population

2023-2024 average population, by month, by gender. Average Population YTD is based only on 2024 months.

Month-Year	Male	Female	Total
August 2023	1617	180	1796
September 2023	1626	187	1813
October 2023	1633	191	1824
November 2023	1640	188	1828
December 2023	1645	194	1839
January 2024	1629	195	1824
February 2024	1620	200	1821
March 2024	1625	198	1824
April 2024	1627	192	1819
May 2024	1630	189	1819
June 2024	1628	185	1813
July 2024	1620	179	1799
August 2024	1615	179	1795
Average Population YTD	1624	190	1814



Population Demographics

Average Age

	Male	Female
August 2024	42	39

Racial Breakdown by Gender

	Male	Female
Asian	0.50%	0.56%
Black or African American	11.93%	3.33%
Native American	3.08%	1.83%
Native Hawaiian	0.06%	0.56%
Two or More Races	1.24%	0.0%
Unknown	2.28%	0.56%
White	80.91%	93.17%
Totals	100%	100%



Maine Department of Corrections August 2024 Data Reporting

Current Population by Controlling Sentence

The table to the right shows the total population by controlling sentence. The “Null” category is a result of the correctional information system not being able to determine a controlling sentence. The “Attempt” category represents several offense types where the controlling offense was attempted but not successful. Controlling offense reflects all adult facility population on Sept. 3, 2024.

Controlling Sentence	Total	%	Controlling Sentence	Total	%
Null	17	1%	Manslaughter	71	4%
Animal Welfare	1	0%	Murder	224	13%
Arson	27	2%	Other	0	0%
Assault/Threaten	278	16%	OUI	19	1%
Attempt	18	1%	Property Damage	6	0%
Bail	15	1%	Public Admin	25	1%
Burglary	79	4%	Robbery	76	4%
Conspiracy	2	0%	Sex Offenses	239	13%
Drugs- Trafficking	436	25%	Solicitation	1	0%
Drugs- Possession	40	2%	Stalking/Terrorize	15	1%
Drugs- Other	10	1%	Theft	74	4%
Falsification	16	1%	Traffic Criminal	52	3%
Forgery	3	0%	Trespass	2	0%
Kidnapping	17	1%	Weapons	9	1%

1.2 Behavioral Health Services

Wellpath provided behavioral health services for August 2024:

- Substance use disorder assessments — 61
- Behavioral health intakes — 100
- Behavioral health sick calls answered — 494
- Adult facility residents on psych meds — 1,208
 - 156 females
 - 1052 males
- IMHU screenings — 1
- IMHU groups offered — 66
- Number of times IMHU residents attended groups — 188
- Average number of IMHU daily individual therapy sessions — 7

Intensive Mental Health Unit (IMHU) Average Population

MDOC recognizes the need to provide structured intensive mental health services in a specialized mental health housing unit to accommodate the needs of male prisoners experiencing serious mental health problems.

The table to the right shows the average daily population in the IMHU by month, while below shows annual ADP.

Month/Year	Average Pop
August 2023	24
September 2023	26
October 2023	25
November 2023	27
December 2023	26
January 2024	27
February 2024	25
March 2024	24
April 2024	23
May 2024	24
June 2024	23
July 2024	25
August 2024	24
Average Pop 2024	24

Year	2014	2015	2016	2017	2018	2019	2020	2021	2022	2023
ADP	22	21	22	26	26	27	23	27	26	26

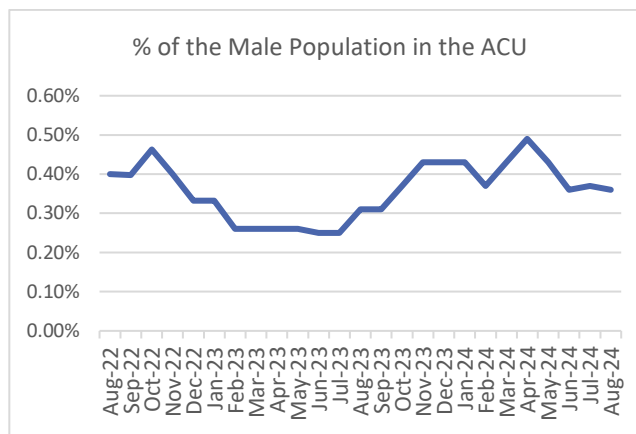


Maine Department of Corrections August 2024 Data Reporting

1.3 Administrative Control Unit Population

The Administrative Control Unit (ACU) is a housing unit at the Maine State Prison for residents in need of an extended period of intensive security and programming, when a return to a larger general population may pose an on-going or serious threat to the safety of others, risk of escape, or another repeated or serious threat to facility security. Residents in the ACU are afforded at least four (4) hours of time out of cell, per day, and are afforded access to programs, services, and communications comparable to general population housing areas.

The percent of the adult male population that was housed in the Administrative Control Unit (ACU) during the month of July 2024 was 0.37% (6 residents). The percent of the adult male population in ACU over the past two years is shown in the graph below.



The below tables show the demographics of residents in the Administrative Control Unit during the month of August 2024.

Race	Males	
Asian	0	0.00%
Black or African American	0	0.00%
Native American	0	0.00%
'Native Hawaiian or Pacific Islander	0	0.00%
Two or More Races	0	0.00%
Unknown	0	0.00%
White	6	100%

Age Groups	Males	
20's	1	16.67%
30's	4	66.67%
40's	0	0.00%
50's	1	16.67%
60's	0	0.00%
70's	0	0.00%



Maine Department of Corrections August 2024 Data Reporting

1.4 Restrictive Housing Population

Restrictive housing at MDOC is defined as housing that separates a resident from the general population and restricts the resident to his or her cell twenty-two (22) hours or more per day for the safe and secure operation of the facility.

Administrative status is the MDOC’s designation used when placing a resident in restrictive housing. Administrative status is the placement of a resident in a cell in a restrictive housing unit separated from the general population or in another housing unit only for as long as necessary as a result of a determination that there is a direct threat to the safety of persons or a clear threat to the safe and secure operation of the facility if the prisoner is on a less restrictive status.

The number of stays below and to the left are the number of times any resident spent any amount of time on the status during the month of August 2024. The number of unique residents below and to the right, are the number of residents that spent any amount of time on the status during the month of August 2024.

Number of Stays for Each Status	Male	Female
Administrative Status	57	0
Disciplinary Segregation	6	0

Number of Unique Residents for Each Status	Male	Female
Administrative Status	53	0
Disciplinary Segregation	6	0

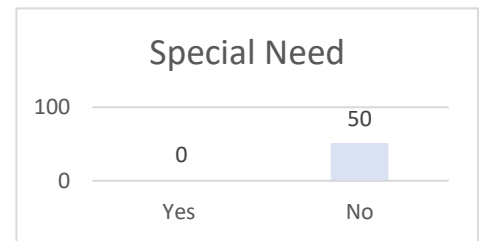
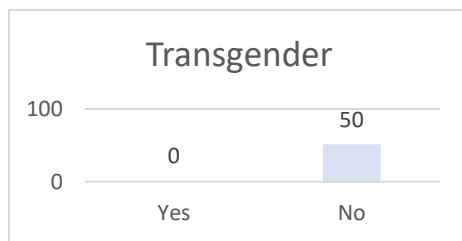
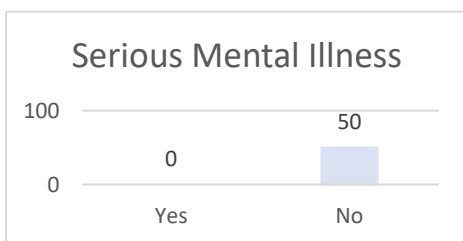
The below tables show the demographics of residents on a restrictive housing status during the month of August 2024.

Race	Male		Female	
Asian	0	0.0%	0	0.0%
Black or African American	17	29.82%	0	0.0%
Native American	1	1.75%	0	0.0%
Nat. Hawaiian or Pac. Islander	0	0.0%	0	0.0%
Two or More Races	1	1.75%	0	0.0%
Unknown	0	0.0%	0	0.0%
White	38	66.66%	0	0.0%

Age Groups	Male		Female	
20's	24	42.11%	0	0.0%
30's	20	35.09%	0	0.0%
40's	10	17.54%	0	0.0%
50's	1	1.75%	0	0.0%
60's	1	1.75%	0	0.0%
70's	1	1.75%	0	0.0%
80's	0	0.0%	0	0.0%

An administrative status placement is an option of last resort, to be used only when a less restrictive alternative has not been or would not be effective to resolve the threat posed. This is especially important if a client has any medical or mental health condition that might contraindicate the placement.

In August, there were no residents with a severe mental illness, who identified as transgender at time of Administrative Status placement, or who had a special need. “Special need” refers to residents with higher psychiatric acuity who need consistent/regular and frequent engagement with the mental health and psychiatric teams.





Maine Department of Corrections August 2024 Data Reporting

For residents placed on Administrative Status during the month of August 2024, the following table lists the reasons for the Administrative Status placement.

Reason for Placement	# of Residents	Reason for Placement	# of Residents
Contraband	14	Threatening	3
Refusing Staff Orders	14	Disturbance	2
Physical Altercation	10	Assault	1
Safety Concern	5	Drug Test	1
Threat to Own Safety	3		

Average Daily Population on a Restrictive Housing Status by Type

The below tables show the average daily population of residents on a restrictive housing status, as well as the ADP on those statuses as a percent of the total population for the month of August 2024.

Male	
Restrictive Housing Type	ADP on Status
Administrative Status	6.65
Disciplinary Segregation	3.48
Daily Average of Males on RH Status	10.13
% of Male Population on RH Status	0.63%

Female	
Restrictive Housing Type	ADP on Status
Administrative Status	0.00
Disciplinary Segregation	0.00
Daily Average of Females on RH Status	0.00
% of Female Population on RH Status	0.00%

Average Daily Population on a Restrictive Housing Status by Type and Facility

Gender	Facility	Average Daily Population on Administrative Status in August 2024
Females	MCC	0.00
	Daily Average of Females on Administrative Status	0.00
	% of Female Population on Administrative Status	0.00%
Males	MSP	5.13
	MCC	0.52
	MVCF	1.00
	Daily Average of Males on Administrative Status	6.65
	% of Male Population on Administrative Status	0.41%
All Residents Daily Average on Administrative Status		6.65
% of Total Population on Administrative Status		0.37%

Gender	Facility	Average Daily Population on Disciplinary Segregation Status in August 2024
Females	MCC	0.00
	Daily Average of Females on Disciplinary Segregation	0.00
	% of Female Population on Disciplinary Segregation	0.00%
Males	MSP	2.10
	MCC	1.39
	MCVCF	0.00
	Daily Average of Males on Disciplinary Segregation	3.49
	% of Male Population on Disciplinary Segregation	0.22%
All Residents Daily Average on Disciplinary Segregation		3.49
% of Total Population on Disciplinary Segregation		0.19%

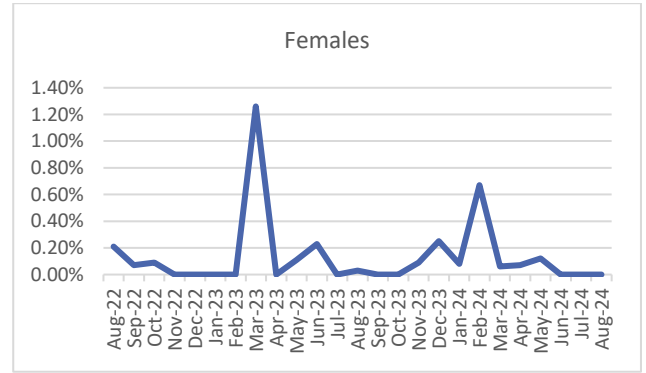
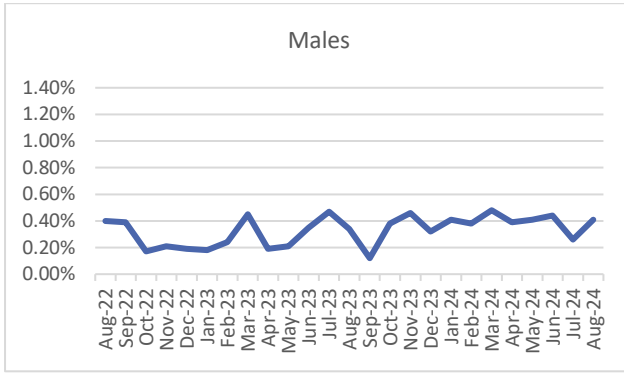


Maine Department of Corrections August 2024 Data Reporting

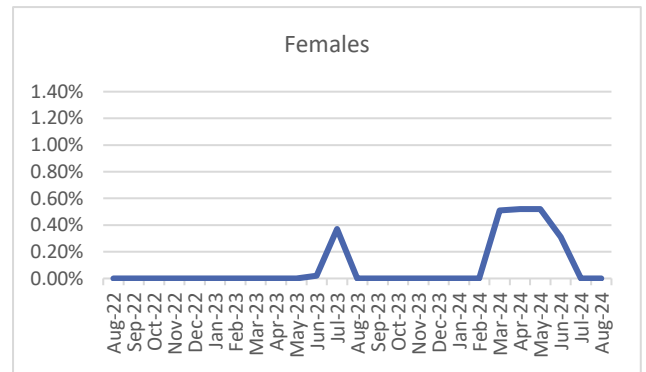
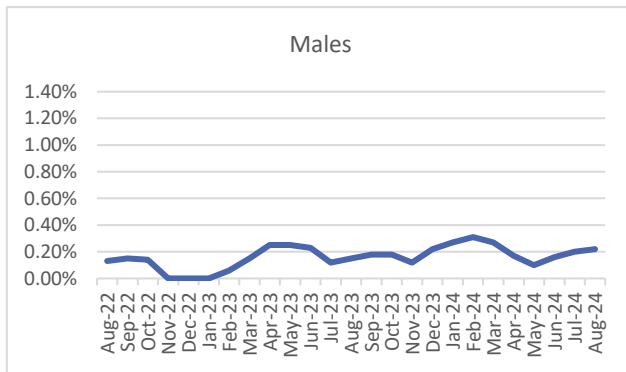
Average Daily Population on a Restrictive Housing Status as a Percent of the Population

The below graphs show the average daily population as a percent of the population for each type of Restrictive Housing status.

Percent of the Population on Administrative Status



Percent of the Population on Disciplinary Segregation



Average Length of Completed Stay on a Restrictive Housing Status

The tables below show the average number of days residents spent on each status. The data includes all residents whose status ended during each month.

Males	Admin	Disc
Aug-23	3.75	8.50
Sept-23	1.36	None Completed
Oct-23	3.17	60.50
Nov-23	2.20	98.00
Dec-23	4.00	None Completed
Jan-24	5.26	25.75
Feb-24	5.19	None Completed
Mar-24	3.53	66.25
Apr-24	5.73	19.5
May-24	4.27	89.00
Jun-24	2.21	21.00
Jul-24	4.79	18.67
Aug-24	2.67	12.00

Females	Admin	Disc
Aug-23	1.00	None Completed
Sept-23	None Completed	None Completed
Oct-23	None Completed	None Completed
Nov-23	0.67	None Completed
Dec-23	1.14	None Completed
Jan-24	1.50	None Completed
Feb-24	5.00	None Completed
Mar-24	2.5	5.00
Apr-24	1.0	None Completed
May-24	6.00	None Completed
Jun-24	None Completed	102
Jul-24	None Completed	None Completed
Aug-24	None Completed	None Completed



Maine Department of Corrections August 2024 Data Reporting

2.0 Correctional Programming

2.1 Resident Classification Reviews

Client classification is a correctional process by which each resident is rated per his/her institutional risk and is used to determine an appropriate housing unit. There are four classifications for MDOC residents, including: Close, Medium, Minimum, and Community. An Initial Classification is performed upon admission to a correctional facility after completion of intake assessments. After the initial classification, residents with more than 5 years must be reviewed annually. Residents with 5 years or less remaining, or who are transgender, or intersex must be reviewed every 6 months. Case Managers and Unit Teams combined are responsible for keeping classifications up to date.

Classification reviews by facility can be found below (as of September 5, 2024).

Classification Review Status	BCF	DCF	MCC-F	MCC-M	MSP	MVCF	Total
Ok	151	34	128	208	558	223	1302
Coming Due	48	8	33	35	159	70	353
Coming Due- Pending Classification	1	0	2	0	5	3	11
Overdue- Pending Classification	0	0	1	0	1	0	2
Overdue	4	0	5	13	12	2	36
Grand Total	204	42	169	256	735	298	1704

Case Managers (CM) and Case Plans (CP) The table refers to the status of resident case plans, as well as the percentage of resident reentry case plan notes entered that are required per MDOC policy August 2024 data).

	BCF	DCF	MCC-F	MCC-M	MSP	MVCF	All Facility Average
Case Plan OK	89%	91%	87%	89%	85%	88%	88%
Old CP Review	8%	7%	7%	6%	12%	7%	8%
Old CM	3%	2%	6%	5%	3%	5%	4%
Reentry %	100%	100%	93%	96%	89%	100%	96%

MaineCare & Projected Resident Releases- Through a collaboration with Department of Health and Human Services MaineCare Division, Case Managers can assist residents in ensuring MaineCare is in place at discharge for all who qualify.

MaineCare data is not currently available for August.



Maine Department of Corrections August 2024 Data Reporting

2.2 DOC Programming by Type Active and waitlisted numbers are non-duplicated in each treatment or programming area, as of September 6, 2024.

Substance Use Disorder Treatment “Tier 2” outpatient level treatment services:

		Active	Waitlisted
Tier 2	Female	24	39
	Male	160	311

Substance Use Disorder Treatment “Tier 1” residential level treatment services:

		Active	Waitlisted
Tier 1	Female	0	10
	Male	11	22

Medications for Substance Use Disorder (MSUD) treatment services:

		Active	Waitlisted
MSUD	Female	111	1
	Male	754	14

Education Programming, excluding college degree programs:

		Active	Waitlisted
Education Programs	Female	19	5
	Male	174	76

College, and College Degree Programs:

		Active	Waitlisted
College	Female	35	2
	Male	120	29

Vocational Programming:

		Active	Waitlisted
Vocational Programs	Female	17	14
	Male	298	233

Other Programming:

Program Name	Active		Waitlisted	
	F	M	F	M
Anger Management	0	2	1	48
Building Resiliency	0	0	1	0
CBI-IPV	0	36	1	107
Challenge Program- Orientation	0	1	0	1
Grief And Loss	0	0	1	1
Healthy Relationships	3	0	3	0
Houses Of Healing	0	2	0	14
Hustle 2.0	0	10	0	3
Inside-Out Dads	0	3	0	58
Long Distance Dads	0	0	0	18
MBH - Parenting Inside Out	8	0	2	1
MPRN	0	0	0	2
New Freedom	1	15	1	18
Nonviolent Communication	0	0	0	50
NVC Foundations	0	0	0	3
Planning Your Release	0	2	0	28
Prison Fellowship Academy	0	21	0	4
Problem Sexual Behavior Tx Building a Balanced Life	2	13	3	51
Psychology Of Incarceration	0	0	0	23
R&R2	0	9	0	12
Recovery Coach Academy	1	0	0	7
Recovery Coach Ethics Training	0	0	0	8
Recovery Peer Support- Coach	16	40	0	15
Recovery Peer Support- Participant	11	32	0	9
Resident Advisory Council	0	15	0	1
Restorative Justice	0	0	0	2
Restorative Justice - Be Heard	1	1	2	7
SAFE	0	6	2	37
The Impact of Crime	0	3	1	32
Thinking for a Change	0	1	4	175
Grand Total	43	212	22	736



Maine Department of Corrections August 2024 Data Reporting

2.3 Programming Tablets

There are over 800 programming and entertainment tablets available to residents at specific levels in the following facilities: Maine State Prison, Maine Correctional Center, and Mountain View Correctional Facility. They are corrections grade and operate on a closed, managed network that allows residents access to thousands of hours of free academic, vocational, life skills, and therapeutic programming designed for all learning levels.

“Productive Hours” is the total amount of time residents spent in active programming and “Total Hours” includes “Productive Hours” plus entertainment hours used. Residents earn entertainment time for active programming time.

August 2024 Tablet Data Points

Unique Active Residents	973
Total Productive Hours	25,391
Total Entertainment Hours	19,136
Total Hours	44,527
Average Hours per Resident	45.76
% of Total Hours that were Productive	57.02%

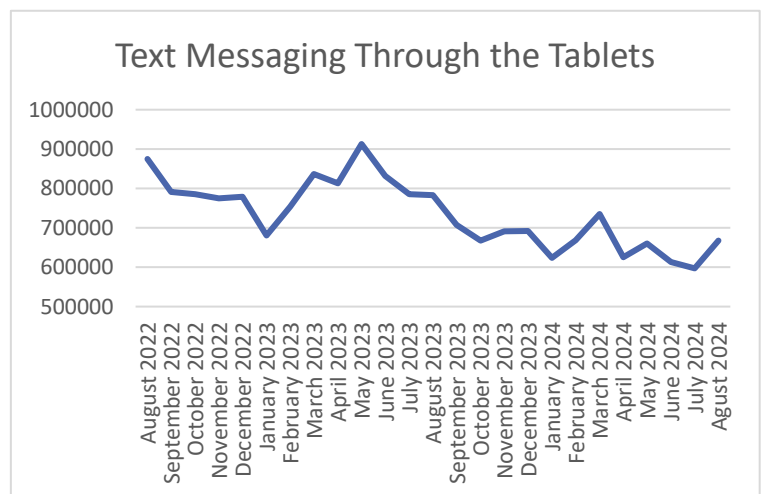
	Unique Residents	Productive Hours	Entertainment Hours	Total Hours	Avg. Hours per Resident	% of Hours that were Productive
MCC	209	11,700	9,179	20,879	99.9	56.04%
MSP	658	12,500	9,418	21,918	33.31	57.03%
MVCF	106	1191	539	1,730	16.32	68.85%

Department Wide Course Completions in August by Type

Spirituality	1,807	Making Changes	89
Inspiration	1,309	Reading	89
Adult Basic Edu	1,042	Reentry	85
Job Skills	521	Legal	68
Career Exploration	485	College	29
Health	252	Finance	25
Recovery	207	Science Discovery	1
Job Search	105		

Text Messaging through Tablets

The tablets also offer residents the ability to communicate with family and other supports via text messaging. The graph below shows the number of messages sent per month from all MDOC adult facilities.





Maine Department of Corrections August 2024 Data Reporting

3.0 Classification

3.1 Average Monthly Gain, by Year, by Gender

This chart shows the average gain/loss of adult facility residents, by gender and calendar year. 2024 includes current year's months to date.

Year	Average Monthly Gain		
	Males	Females	All
2015	0.83	4.08	4.92
2016	5.33	2.25	7.25
2017	1.25	0.42	1.67
2018	-6.17	2.00	-4.08
2019	-13.75	-1.00	-14.75
2020	-28.42	-1.08	-29.5
2021	-7.58	1.25	-6.25
2022	8.58	5.42	14.00
2023	15.75	5.17	20.92
2015-2023	-2.54	2.06	-0.46
2024	3.00	.75	3.75

Admissions & Releases by Facility

August 2024	BCF	DCF	MCC-M	MCC-F	MSP	MVCF	Totals
Admissions for New Charges	N/A	N/A	34	11	2	N/A	47
Admissions for Probation Violations	N/A	N/A	33	6	1	N/A	40
Releases to Probation	7	0	4	5	16	9	41
Straight Releases	8	2	3	2	14	5	34

3.2 Current Custody Ratings

Custody Rating Overtime - 2023 & 2024

		Aug-23	Sep-23	Oct-23	Nov-23	Dec-23	Jan-24	Feb-24	Mar-24	Apr-24	May-24	Jun-24	Jul-24	Aug-24
Male	Close	7%	7%	7%	7%	8%	8%	8%	7%	7%	7%	7%	7%	7%
	Medium	48%	48%	48%	49%	49%	48%	48%	48%	48%	46%	47%	48%	48%
	Minimum	24%	23%	23%	23%	23%	23%	24%	24%	24%	25%	24%	23%	23%
	Community	16%	17%	17%	17%	16%	17%	17%	17%	17%	17%	17%	18%	18%
	Unclassified	5%	5%	5%	4%	4%	4%	4%	4%	4%	4%	5%	4%	5%
	Grand Total	100%	100%	100%	100%	100%	100%	100%	100%	100%	100%	100%	100%	100%

Female	Close	1%	1%	1%	1%	1%	1%	2%	2%	2%	2%	1%	2%	2%
	Medium	34%	34%	35%	33%	33%	36%	38%	37%	38%	37%	40%	39%	37%
	Minimum	28%	29%	32%	31%	32%	35%	36%	32%	26%	22%	23%	23%	26%
	Community	31%	31%	30%	29%	27%	26%	23%	26%	31%	33%	32%	32%	29%
	Unclassified	6%	6%	2%	6%	7%	2%	1%	2%	3%	6%	3%	5%	5%
	Grand Total	100%	100%	100%	100%	100%	100%	100%	100%	100%	100%	100%	100%	100%



Maine Department of Corrections August 2024 Data Reporting

3.3 Facility Transfers

Number of Transfers between Facilities

Transfer from:	Transfer to:	23-Jul	23-Aug	23-Sep	23-Oct	23-Nov	23-Dec	24-Jan	24-Feb	24-Mar	24-Apr	24-May	24-Jun	24-Jul	24-Aug
BCF	DCF	0	0	1	0	0	0	3	0	0	0	1	0	0	0
	MCC	0	0	0	0	0	0	0	1	0	0	0	0	0	0
	MSP	3	5	1	3	1	3	3	13	9	3	3	3	2	2
	MVCF	1	1	1	0	1	0	1	2	0	1	0	1	0	0
DCF	BCF	0	0	0	0	0	0	0	0	0	0	0	0	0	1
	MCC	0	0	0	0	0	0	0	0	0	0	0	0	0	0
	MSP	1	0	0	0	0	0	0	0	0	0	0	0	0	0
	MVCF	0	0	3	2	2	0	0	0	3	2	0	1	0	0
MCC	BCF	15	9	2	5	5	13	15	14	7	2	4	19	6	6
	DCF	0	1	0	0	0	0	2	0	4	0	0	0	4	0
	MSP	38	54	28	40	35	37	21	34	38	36	20	26	33	31
	MVCF	19	23	28	14	18	8	24	4	13	14	19	12	17	16
MSP	BCF	7	11	13	11	12	5	6	17	10	7	12	4	9	10
	DCF	0	4	0	0	0	0	0	0	3	6	0	0	0	2
	MCC	2	2	2	3	1	2	4	3	2	1	0	0	1	3
	MVCF	12	14	7	11	2	9	10	10	18	11	11	3	5	20
MVCF	BCF	1	1	0	1	1	0	0	2	0	3	1	1	1	3
	DCF	2	1	0	0	0	2	4	0	3	2	0	0	3	1
	MCC	1	1	0	0	1	1	0	0	0	1	1	1	0	1
	MSP	3	5	2	2	1	6	1	2	6	6	5	5	0	7
Grand Total		105	132	88	92	80	86	94	102	116	95	77	76	81	103



Maine Department of Corrections August 2024 Data Reporting

4.0 Supervised Community Confinement Program (SCCP)

The purpose of the Supervised Community Confinement Program is to provide a means of successful reentry of facility residents into the community. Residents transferred to supervised community confinement are still considered facility residents while in the program. The place of confinement is in the community, rather than in a correctional facility. Participation in this program is a privilege that may be afforded to residents who meet the established criteria.

Current Participant Data as of 9/01/2024

Current Participants by Facility

Male	BCF	18
	DCF	8
	MCC	1
	MSP	1
	MVCF	23
Female	SMWRC	19
Total		70

Current Participants Race & Gender Demographics

Race	SCCP Participants		MDOC Population	
	M	F	M	F
Asian	0.0%	0.0%	0.5%	0.6%
Black or African American	11.8%	0.0%	11.8%	3.4%
Native American	0.0%	5.3%	3.1%	2.0%
Native Hawaiian	0.0%	0.0%	0.1%	0.6%
Two or More Races	2.0%	0.0%	1.2%	0.0%
Unknown	0.0%	0.0%	2.3%	0.6%
White	86.3%	94.7%	81.0%	93.0%
Total	100%	100%	100%	100%

Current Participants by Region

Region 1	13
Region 2	21
Region 3	36
Total	70

		Jan	Feb	Mar	Apr	May	Jun	Jul	Aug	Sept	Oct	Nov	Dec	YTD 2024
Male	SCCP Placements	13	10	14	9	9	3	7	6	-	-	-	-	71
	SCCP Completions	8	7	12	7	9	6	13	5	-	-	-	-	67
	Violations (return to custody)	2	3	0	3	1	1	1	2	-	-	-	-	13
Female	SCCP Placements	3	8	4	5	0	2	2	6	-	-	-	-	30
	SCCP Completions	2	4	0	5	2	2	1	5	-	-	-	-	21
	Violations (return to custody)	1	0	1	1	1	1	1	1	-	-	-	-	7
All	SCCP Placements	16	18	18	14	9	5	9	12	-	-	-	-	101
	SCCP Completions	10	11	12	12	11	8	14	10	-	-	-	-	88
	Violations (return to custody)	3	3	1	4	2	2	2	3	-	-	-	-	20

SCCP applicants and participants may appeal the decision to deny their transfer to SCCP or the decision to remove them from the program. The decisions made after the review of each appeal are included in the table below.

Response to Appeal	Appeal of SCCP Transfer Denial		Appeal of Removal from SCCP	
	August 2024	2024 YTD	August 2024	2024 YTD
Decision Upheld	0	18	0	0
Decision Reversed	0	0	0	0
Decision Modified	0	0	0	0
Remanded for Further Review	0	1	0	0
Total Decisions after Appeal	0	19	0	0



Maine Department of Corrections August 2024 Data Reporting

5.0 Prison Industries Report

Prison Industries exist at all adult facilities and provides vocational skill training and work opportunities for residents. The wage earned goes towards room and board, paying fines and restitution, and for resident expense and savings accounts.

The chart breaks down each job by facility location, number of employees, and total of numbers worked during a given month's pay period. Depending on when paydays fall, one month can show an extra pay week. The "MSP/MCC Women" Facility designation means women at MCC who were working on a project under MSP's Industries.

Resident Jobs by Facility and Wages Earned

Facility	Job Designation	April		May		June		July		August	
		# of Emp.	Total Hrs.	# of Emp.	Total Hrs.	# of Emp.	Total Hrs.	# of Emp.	Total Hrs.	# of Emp.	Total Hrs.
BCF	Showroom	2	2,702.0	5	5,346.00	5	5,646.0	5	4,594.00	5	4,516.00
BCF	Plateshop	8	6,374.5	9	5,643.00	7	6,341.5	7	5,236.00	7	6,336.00
MSP	Upholstery PIE Program	-	-	-	-	-	-	-	-	-	-
MSP	Upholstery	7	2,356.7	7	2,090.14	7	1,708.1	6	1,690.50	6	1,821.51
MSP	Woodshop	68	20,835.1	68	19,794.31	67	21,190.5	73	19,626.37	75	20,851.72
MSP	Machine Shop	5	3,116.1	5	3,018.63	5	2,958.1	5	2,833.87	5	2,953.87
MSP	Finishing Shop	15	3,783.1	12	3,593.17	13	3,983.1	13	3,677.83	13	3,873.25
MSP	Card Design/ Drawing	1	40.00	-	-	-	-	-	-	-	-
MSP	Fly Tying	-	-	-	-	-	-	-	-	-	-
MSP	MCC Women	2	103.0	2	144.00	1	75.00	2	282.70	2	94.50
MCC	Garments	-	-	-	-	-	-	-	-	-	-
MCC	Upholstery	5	1,503.00	5	1,232.50	4	1,234.00	4	1,033.75	4	1,215.00
MCC	Stitching & Embroidery	11	554.00	13	870.50	15	1,508.75	9	1,327.50	10	1,576.00
MCC	Print Shop	7	822.00	13	1,551.50	6	1,662.50	13	1,066.50	11	745.00
MVCF	Pine Grove	1	149.50	1	31.50	-	-	-	-	-	-
MVCF	Sawmill	7	898.00	10	1,151.00	11	1,344.00	12	1,256.90	12.00	1,214.00
MVCF	Tug Toys	-	-	-	-	-	-	-	-	-	-
MVCF	Woodshop	-	-	10.00	1,921.24	9	2,231.50	13	2,567.90	17.00	2,985.95
Grand totals		139.00	43,236.90	160.00	46,387.49	150.00	49,883.00	162.00	45,193.82	167.00	48,182.80

Total Wages Paid Out by Month

The chart below shows, by month, the total wages paid to all resident Industries employees for the hours worked (correlating hours reflected in the chart above).

	Apr-24	May-24	Jun-24	Jul-24	Aug-24
MSP/BCF	\$39,310.40	\$39,629.25	\$41,902.25	\$37,941.27	\$40,446.85
MCC/SMWRC	\$2,879.00	\$3,654.50	\$4,405.25	\$3,427.75	\$3,536.00
MVCF	\$2,999.75	\$7,348.14	\$8,265.80	\$8,790.00	\$8,551.40
Grand Total	\$45,189.15	\$50,631.89	\$54,573.30	\$50,159.02	\$52,534.25



6.0 Office of Victim Services

August 2024 Highlights

Victim Notification:

MDOC, Office of Victim Services (OVS) registers victims of crime for notification of adult or juvenile resident release and enforce such requests as outlined in Statute.

- Number notification requests assisted by the MDOC OVS: 4
- Total new victims registered for notification in August 2024: 20

Safety Planning:

OVS advocates track information pertaining to releases of persons with problem sexual behavior or domestic violence history into the community. The victim advocate(s) provides support services, referrals, resources, and safety planning to crime victims prior to a registered person with problem sexual behavior or domestic violence history being released from an MDOC facility.

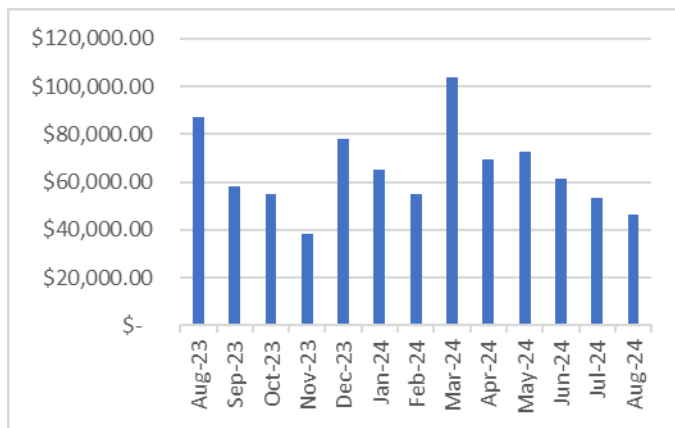
Victim’s wrap around meetings, or “victim safety planning meetings”, are offered to all victims, and/or victim’s parents/guardians if the victim is a minor, in preparation for the resident’s release.

- Safety Planning meetings for August 2024: 2

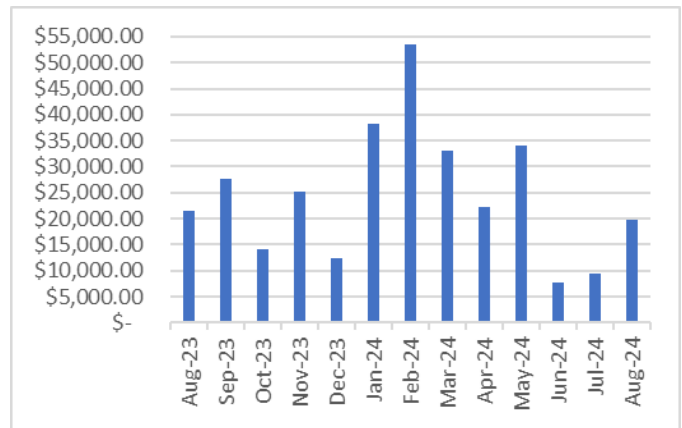
Restitution:

- Collected: 46,320.7
- Disbursed to victims: \$62,018.49
- Cases researched: 55
- Victim contacts involved: 76
- Amount only disbursed due to research of OVS: \$19,725.63

RESTITUTION COLLECTION



MONIES DISBURSED DUE TO ADVOCATE RESEARCH





Maine Department of Corrections August 2024 Data Reporting

7.0 Adult Community Corrections

7.1 Adult Community Caseloads

Adult Community statistics are as of **August 31, 2024**.

“Active” clients are any probationer on community supervision that requires direct contact on a regular basis. “Passive” clients require less contact on a regular basis. Clients on a passive status can be placed on active status at any time.

Client Status		Reg I	Reg II	Reg III	Grand Total
Active	Probation	895	1348	1210	3453
	Parole	2	5	2	9
	SCCP	12	20	36	68
	Interstate Compact In	69	77	83	229
	Pending Violation	94	174	169	437
	Pending Violation - Incarcerated	116	151	158	425
Passive	County Jail	18	17	38	73
	Partial Revocation - County Jail	11	18	10	39
	Interstate Active Detainer	4	1	0	5
	Interstate Compact Out	106	43	37	186
	Warrant Absconded	224	358	366	948
Grand Total		1551	2212	2109	5872

Adult Community Caseload Clients by Status & Race

Client Status	Asian		Black or African American		Native American		Native Hawaiian or Pacific Islander		Two or More Races		Unknown		White		Grand Total	
	M	F	M	F	M	F	M	F	M	F	M	F	M	F		
Active	Probation	12	1	188	13	42	18	9	2	33	4	68	14	2455	594	3453
	Parole	0	0	0	0	0	0	0	0	0	0	0	0	9	0	9
	SCCP	0	0	6	0	0	1	0	0	1	0	0	0	44	16	68
	Interstate Compact In	1	0	19	0	2	0	1	0	2	0	5	2	159	38	229
	Pending Violation	0	1	18	1	12	3	1	1	4	0	6	2	304	84	437
	Pending Violation - Incarcerated	2	0	32	1	7	1	0	0	10	1	6	2	304	59	425
Passive	County Jail	0	0	4	1	3	0	0	0	0	0	2	1	47	15	73
	Interstate Active Detainer	0	0	1	0	0	0	0	0	0	0	0	0	4	0	5
	Interstate Compact Out	1	1	27	3	2	0	0	0	4	1	8	1	115	23	186
	Partial Revocation - County Jail	0	0	3	0	0	0	0	0	1	0	1	0	30	4	39
	Warrant Absconded	3	1	92	8	21	2	1	0	7	1	50	13	608	141	948
Grand Total		19	4	390	27	89	25	12	3	62	7	146	35	4079	974	5872



Maine Department of Corrections August 2024 Data Reporting

7.2 Average Age and Race of Adult Probationers by Gender

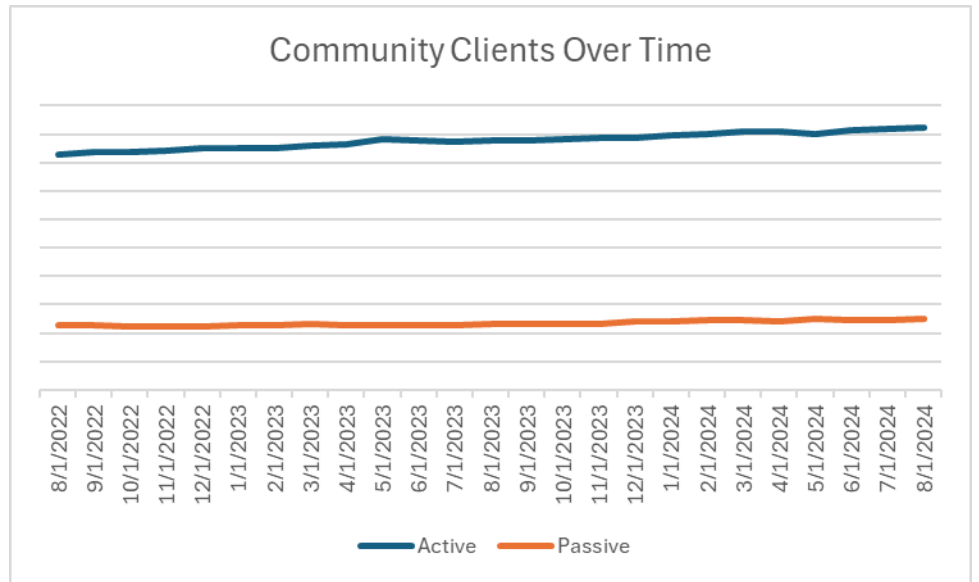
Adult Community statistics are as of **August 31, 2024**.

	Male	Female
Average Age	40	40

Race	Male		Female	
	Count	Percentage	Count	Percentage
Asian	19	0%	4	0%
Black or African American	390	8%	27	3%
Native American	89	2%	25	2%
Native Hawaiian or Pac. Islander	12	0%	3	0%
Two or More Races	62	1%	7	1%
Unknown	145	3%	35	3%
White	4080	85%	974	91%
Grand Total	4797	100%	1075	100%

7.3 Community Population Over Time

	Active	Passive
August 2022	4145	1139
September 2022	4180	1129
October 2022	4188	1117
November 2022	4197	1114
December 2022	4258	1118
January 2023	4250	1134
February 2023	4253	1150
March 2023	4298	1158
April 2023	4321	1141
May 2023	4401	1137
June 2023	4385	1149
July 2023	4362	1144
August 2023	4383	1153
September 2023	4393	1154
October 2023	4411	1157
November 2023	4433	1167
December 2023	4430	1203
January 2024	4479	1208
February 2024	4500	1232
March 2024	4542	1235
April 2024	4547	1213
May 2024	4498	1259
June 2024	4576	1236
July 2024	4581	1237
August 2024	4616	1255





Maine Department of Corrections August 2024 Data Reporting

7.4 Community Investigations

Completed in 2024	Reg I		Reg II		Reg III		Aug 2024	Total 2024
	Aug	2024	Aug	2024	Aug	2024		
Furlough Investigation	0	2	1	5	1	7		14
Pardon	2	2	3	5	0	2		9
Pre-Sentence Investigation	0	4	0	1	0	1		6
SCCP	3	36	14	62	9	83		181
Interstate Compact Investigations							23	162

7.5 Leading the Way

“Leading the Way” is a Transitional Living Program in Bangor which currently has 14 beds. The community-based transitional residential program provides a safe, structured, living residence designed around engagement with needed supports and services, including behavioral health, independent living skills, and other targeted intervention services to help individuals rebuild after justice involvement.

	On Probation	On SCCP	Total
Census 8/31/2024	9	3	12

	Beginning Census	Admissions	Discharges	Violations	End of Month Census
August 2023	10	2	1	1	10
September 2023	10	1	3	1	7
October 2023	7	4	1	0	10
November 2023	10	4	1	1	12
December 2023	12	2	5	2	7
January 2024	7	2	0	0	9
February 2024	9	4	1	2	10
March 2024	10	4	4	0	10
April 2024	10	3	5	0	8
May 2024	8	2	1	0	9
June 2024	9	4	2	1	10
July 2024	10	4	1	2	11
August 2024	11	2	1	0	12

7.6 Probation Successful Completions:

Completion of probation is considered successful when a client is transferred from probation to society because their probation has terminated due to completion of the sentence. Should a client have a full revocation, or a partial revocation with termination, then their probation ends unsuccessfully.

Probation Terminations August 2024	Total	% Of Total
Successful Completions	132	75%
Full or Partial Revocations with Termination	45	25%
Total Discharges from Probation	177	100%



Maine Department of Corrections August 2024 Data Reporting

7.7 Violations & Revocations

Violations are broken up into three categories and are detailed below to help better understand the table.

- Felony – Probation Violation based on new criminal conduct that is a felony charge.
- Misdemeanor – Probation Violation based on new misdemeanor charges.
- Technical Violation – Probation violation that is technical in nature. Examples include- failure to report, contact with a victim, failure to participate in treatment, and absconding from probation (not limited to these).

Revocations are broken up into three categories and are detailed below to help better understand the table.

- Full Revocation – A probationer has violated the terms of their current probation and will be serving their underlying sentence at a MDOC facility.
- Probation Revocation with Continuation – Probationer will be serving time for a probation violation in either a county jail or in a MDOC facility. Upon release, the probationer will continue probation.
- Probation Revocation with Termination – Probationer will serve time for their probation violation in a county jail or MDOC facility. Upon release, the person will not be on probation.

August 2024 Revocations by Type and Region		County Jail						MDOC Facility						Totals
		Male			Female			Male			Female			All Genders
Violation Type	Revocation Type	R 1	R 2	R 3	R 1	R 2	R 3	R 1	R 2	R 3	R 1	R 2	R 3	All Regions
Felony	Full Revocation	1	0	0	0	0	0	0	0	2	1	0	0	4
	Probation Revocation with Continuation	3	5	4	0	2	0	0	2	0	0	0	0	16
	Probation Revocation with Termination	0	0	2	0	1	1	1	2	4	0	1	0	12
Misdemeanor	Full Revocation	0	1	3	0	0	0	1	0	1	0	0	0	6
	Probation Revocation with Continuation	4	4	6	0	0	0	0	1	0	0	0	0	15
	Probation Revocation with Termination	2	3	0	0	0	0	2	2	2	0	0	1	12
Technical	Full Revocation	0	0	0	0	0	0	1	0	0	0	0	0	1
	Probation Revocation with Continuation	3	5	6	4	1	2	0	1	0	0	0	0	22
	Probation Revocation with Termination	3	1	0	0	0	0	0	2	1	3	0	0	10
Grand Total		16	19	21	4	4	3	5	10	10	4	1	1	98



Maine Department of Corrections
Correctional Programming Division
25 Tyson Drive
Augusta, ME 04330
Phone (207) 287-2711
Fax (207) 287-4370
<http://www.maine.gov/corrections>

Making our communities safer by reducing harm through supportive intervention, empowering change, and restoring lives is the mission of the Maine Department of Corrections.