

FOX FACTORY

2022
SUSTAINABILITY
DATA



2022 SUSTAINABILITY DATA

TABLE OF CONTENTS

Environmental Metrics 3

- Greenhouse Gas (GHG) Emissions & Intensity 4
- Energy Performance and Intensity 6
- Water Performance 8
- Waste Outcomes 9

Social Metrics 10

- Workforce Metrics 11
 - Employee Breakdown by Gender and Region 11
 - Diversity of Governance Bodies and Employees 14
 - New Employee Hires by Region 17
 - Employee Turnover by Region 20
- Employee Pay & Benefits Metrics 23
 - Ratio of Fox Standard Entry-Level Wage Compared to Local Minimum Wage 23
 - Benefits Offered to Employees and Part-Time Employees 24
- Employee Health and Safety 25
 - Work-related Injuries 25
 - Work-related Hazards That Pose a Risk of High-Consequence Injuries 26

- GRI Content Index 27
- SASB Disclosures 43
- SDG Table 47

ENVIRONMENTAL METRICS

GREENHOUSE GAS (GHG) EMISSIONS & INTENSITY

GHG Emissions		Units	2022*
Gross Direct (Scope 1) GHG Emissions ^{1,2}		tCO ₂ e	7,241
Gross Energy Indirect (Scope 2) GHG Emissions ^{3,4}	Location-Based	tCO ₂ e	20,575
	Market-Based	tCO ₂ e	21,928
Other Indirect (Scope 3)	Location-Based	tCO ₂ e	496,686
GHG Emissions	Market-Based	tCO ₂ e	495,328
Total GHG Emissions (Using Location-Based)		tCO ₂ e	524,501
Total GHG Emissions (Using Market-Based)		tCO ₂ e	524,496
GHG Emissions Intensity		Units	2022*
GHG Emissions Intensity Ratio by Revenue (Location-Based) ^{3,5,6}		tCO ₂ e / \$ Million Revenue	327
GHG Emissions Intensity Ratio by Revenue (Market-Based) ^{3,5,6}		tCO ₂ e / \$ Million Revenue	326

*These are restated 2022 numbers have been updated since the original publication of this report. We are continuing to evolve our data collection and calculation processes.

The significant increase in Scope 1 and 2 emissions for 2022 compared to 2021 was driven primarily by improved data quality and calculation methods, resulting in the inclusion of additional fuel types when accounting for emissions totals and an increase in our facility count (inclusive of recent acquisitions) as a result of a site list reassessment.

We received limited assurance of our 2022 Scope 1, Scope 2, and Scope 3 Category 4 (Business Travel) emissions.

1 Our calculation included all gases identified in GRI 305-1. We do not currently have any biogenic CO₂ emissions to report.

2 The consolidation approach was chosen as “Operational Control” to reflect Fox’s alignment with the GHG Protocol.

3 Our calculation considered all gases identified in GRI 305-2, though some were not explicitly stated in this assessment.

4 The consolidation approach was chosen as “Operational Control” to reflect Fox’s alignment with the GHG Protocol.

5 The denominator for the Emissions Intensity Ratio is US\$1,602.5 million

6 Intensity ratio includes direct (Scope 1), energy indirect (Scope 2), and other indirect (Scope 3) emissions.

Greenhouse gas (GHG) emissions are calculated following the GHG Protocol, covering all greenhouse gases included in the Kyoto Protocol: CO₂, CH₄, N₂O, HFCs, PCFs, SF₆, and NF₃. Where actual data was not available, estimations were applied in line with the GHG Protocol. This includes, for example, estimating square footage for a small proportion of our facilities.

Note on conversion factors: All emissions of non-CO₂ greenhouse gases are converted to CO₂-equivalent emissions by multiplying by the global warming potential (GWP). As per U.S. EPA factors published in March 2018, Fox uses the Intergovernmental Panel on Climate Change (IPCC), Fifth Assessment Report (AR5) GWPs. Global Fuel and Energy-related emissions are assessed using emissions factors from IEA (2021), and regional emissions factors from EPA eGrid (2020) and the UK DEFRA/BEIS (2021).

Note on emissions of ozone-depleting substances, nitrogen oxides, sulfur oxides, and other significant air emissions: Initial inventories did not result in any reported ozone-depleting substances (ODS), but we do not currently track these substances at a company level. We have not identified any NO_x or SO_x emissions for our sites to date, though we did identify some Volatile Organic Compounds (VOCs). We are further evaluating this data to verify our tracking mechanisms and calculation methodologies.

ENERGY PERFORMANCE AND INTENSITY

Energy Consumption in the Organization		Units	2022*
Total Fuel Consumption from Non-Renewable Sources, Onsite and Mobile Fuels		MJ	110,974,112
Total Fuel Consumption from Renewable Sources		MJ	Not available
Energy Consumed, by Use ¹	Electricity	MJ	185,499,988
TOTAL		MJ	296,474,100
Energy Intensity ²		Units	2022*
Energy Intensity Ratio by Revenue		MJ / \$ Million Revenue	185,007
Energy Intensity Ratio by Building Area ³		MJ / square foot	89.88

*These are restated 2022 numbers that have been updated since the original publication of this report. We are continuing to evolve

our data collection and calculation processes.

1 We do not currently have any records of energy sold.

2 Intensity ratio includes fuel, electricity, and heating consumption within the organization.

3 Energy intensity ratio by building area is based on a square footage of 3,298,381 for 2022.

Note: In accordance with the GHG Protocol, energy consumption was estimated based on square footage for facilities where actual data was not available. Square footage was estimated for a small proportion of our facilities where actual data was not available.

Electricity Use by Region	Units	2022*
United States	kWh	37,513,273
Canada	kWh	412,869
Taiwan	kWh	9,082,401
Australia	kWh	46,905
Germany	kWh	3,721,662
United Kingdom	kWh	750,665
TOTAL	kWh	51,527,774

Note: In accordance with the GHG Protocol, energy consumption was estimated based on square footage for facilities where actual data was not available. Square footage was estimated for a small proportion of our facilities where actual data was not available.

*These are restated 2022 numbers that have been updated since the original publication of this report. We are continuing to evolve our data collection and calculation processes.

WATER PERFORMANCE

Water Consumption	Units	2022*
Third-Party Water Withdrawal	ML (freshwater)	217
Third-Party Water Discharge ¹	ML	163
TOTAL	ML	54

*These are restated 2022 numbers that have been updated since the original publication of this report. We are continuing to evolve our data collection and calculation processes

¹ Where actual discharge data was not available, we used a conservative 75% discharge rate to estimate the total.

Note: These metrics include all Fox Factory sites except for Portland, Braselton, Sparks, and sites with fewer than 15 employees, which were not included due to lack of available data. Fox Factory feels these metrics still accurately represent material water consumption, as the omitted sites have primarily dry processes and water usage is for sanitation purposes only.

WASTE OUTCOMES

Outcomes	Units	2022
Waste Generated	Weight in Metric Tons	8,347
Waste Diverted from Disposal	Weight in Metric Tons	2,755
Waste Directed to Disposal	Weight in Metric Tons	5,592

Our waste data collection methodology is undergoing evaluation and improvements, so we are unable to provide a detailed breakdown of waste types and categories until that process concludes.

Note: These metrics include all Fox Factory sites except for Portland, Braselton, Sparks, and sites with fewer than 15 employees, which were not included due to lack of available data.

SOCIAL METRICS

WORKFORCE METRICS

Employee Breakdown by Gender and Region

Region	Gender	Employee	2022	2021	
APAC	Male	FTEs	676	579	
		PTEs	1	1	
		TOTAL	677	580	
	Female	FTEs	385	291	
		PTEs	0	0	
		TOTAL	385	291	
	Other	FTEs	5	176	
		PTEs	0	0	
		TOTAL	5	176	
	REGIONAL TOTAL			1,067	1,047

Region	Gender	Employee	2022	2021	
EU	Male	FTEs	42	38	
		PTEs	4	3	
		TOTAL	46	41	
	Female	FTEs	13	14	
		PTEs	4	5	
		TOTAL	17	19	
	Other	FTEs	19	3	
		PTEs	3	2	
		TOTAL	22	5	
	REGIONAL TOTAL			85	65
	Region	Gender	Employee	2022	2021
	NA	Male	FTEs	2,186	2,043
PTEs			10	11	
TOTAL			2,196	2,054	
Female		FTEs	1056	898	
		PTEs	5	8	
		TOTAL	1,061	906	
Other		FTEs	5	1	
		PTEs	0	0	
		TOTAL	5	1	
REGIONAL TOTAL			3,262	2,961	

Note: Gender information is voluntary self-reported by employees. 'Other', we mean those employees who do not identify as male or female, and/or employees for whom we have no gender information available. The numbers above reflect our headcount on December 31st, 2022. On that date, we also had 30 people (headcount) working with us through third-party agencies, i.e., who were not directly employed by Fox Factory. Those are mainly temporary contract workers working in manufacturing.

Diversity of Governance Bodies and Employees

% of Individuals in Governance Bodies

By Gender		2022	2021
% Board	Male	71%	71%
	Female	29%	29%
	Not Disclosed	-	-
% Executive Management	Male	87%	89%
	Female	13%	11%
	Not Disclosed	-	-
By Age Group		2022	2021
% Board	< 30	-	-
	30 - 50	-	-
	> 50	100 %	100%
% Executive Management	< 30	-	-
	30 - 50	37%	33%
	> 50	63%	67%
Underrepresented Groups*		2022	2021
% Board		14%	14%
% Executive Management		13%	11%

*See a more detailed breakdown of underrepresented groups across Fox's workforce on page 16.

% of Employees

By Gender		2022	2021
% Senior Management	Male	82%	83%
	Female	18%	17%
	Not Disclosed	-	-
% Employees	Male	66%	65%
	Female	33%	30%
	Not Disclosed	1%	5%
By Age Group		2022	2021
% Senior Management	< 30	1%	-
	30 - 50	64%	54%
	> 50	35%	46%
	Not Disclosed	-	-
% Employees	< 30	31%	37%
	30 - 50	47%	47%
	> 50	15%	16%
	Not Disclosed	7%	-

Other Indicators of Diversity - Underrepresented Groups		2022	2021
% Executive Management	American Indian, Native Alaskan, Native Hawaiian, Pacific Islander, or Other*	-	-
	Asian	-	-
	Black or African American	13%	11%
	Hispanic or Latino	-	-
	Two or More Races	-	-
% Senior Management	American Indian, Native Alaskan, Native Hawaiian, Pacific Islander, or Other*	-	-
	Asian	11%	11%
	Black or African American	4%	3%
	Hispanic or Latino	7%	7%
	Two or More Races	-	-
% Employees	American Indian, Native Alaskan, Native Hawaiian, Pacific Islander, or Other*	1%	1%
	Asian	3%	6%
	Black or African American	9%	8%
	Hispanic or Latino	34%	31%
	Two or More Races	3%	2%

Note: The scope of “Other” under “Underrepresented Groups” is limited to U.S. operations and only to those who disclosed.

New Employee Hires by Region

Region	Gender	Age Group	2022	2021
APAC	Male	< 30	1	97
		30 - 50	12	133
		> 50	-	9
		Not Disclosed	75	-
		TOTAL #	88	239
		RATE	0.13	0.41
		Female	< 30	4
	30 - 50	5	50	
	> 50	-	-	
	Not Disclosed	77	-	
	TOTAL #	86	111	
	RATE	0.22	0.38	
	Not Disclosed	< 30		
		30 - 50		
	> 50	Not Tracked	Not Tracked	
	Not Disclosed			
	TOTAL #	95	186	
	RATE	19	1.06	
	REGIONAL TOTAL #	269	536	
	REGIONAL RATE	0.25	0.51	

Region	Gender	Age Group	2022	2021
EUROPE	Male	< 30	1	2
		30 - 50	5	7
		> 50	2	-
		Not Disclosed	1	-
		TOTAL #	9	9
		RATE	0.20	0.22
		Female	< 30	1
	30 - 50	-	3	
	> 50	-	1	
	Not Disclosed	-	-	
	TOTAL #	1	5	
	RATE	0.06	0.26	
	Not Disclosed*	< 30		
		30 - 50		
		> 50		
	Not Disclosed			
	TOTAL #	24	6	
	RATE	1.1	1.20	
	REGIONAL TOTAL #	34	20	
	REGIONAL RATE	0.40	0.31	

Region	Gender	Age Group	2022	2021
NORTH AMERICA	Male	< 30	692	677
		30 - 50	426	521
		> 50	132	171
		Not Disclosed	1	-
		TOTAL #	1,251	1,369
		RATE	0.57	0.67
		Female	< 30	414
	30 - 50	276	328	
	> 50	85	107	
	Not Disclosed	-	-	
	TOTAL #	775	769	
	RATE	0.73	0.85	
	Not Disclosed	< 30		
		30 - 50		
		> 50	Not Tracked	Not Tracked
		Not Disclosed		
		TOTAL #	17	5
	RATE	3.40	5.00	
	REGIONAL TOTAL #	2,043	2,143	
	REGIONAL RATE	0.63	0.72	

Employee Turnover by Region

Region	Gender	Age Group	2022	2021
APAC	Male	< 30	28	15
		30 - 50	45	21
		> 50	2	-
		Not Disclosed	-	-
		TOTAL #	75	36
		RATE	0.11	0.06
		Female	< 30	20
	30 - 50		18	11
	> 50		1	1
	Not Disclosed		-	-
	TOTAL #		39	26
	RATE		0.10	0.09
	Not Disclosed		< 30	
		30 - 50		
> 50				
Not Disclosed				
TOTAL #		128	13	
RATE		25.6	0.07	
REGIONAL TOTAL #		242	75	
REGIONAL RATE	0.23	0.07		

Region	Gender	Age Group	2022	2021
EUROPE	Male	< 30	1	2
		30 - 50	3	4
		> 50	1	1
		Not Disclosed	-	-
		TOTAL #	5	7
		RATE	0.11	0.17
		Female	< 30	2
	30 - 50	-	1	
	> 50	-	-	
	Not Disclosed	-	-	
	TOTAL #	2	1	
	RATE	0.12	0.05	
	Not Disclosed	< 30		
		30 - 50		
		> 50	Not Tracked	Not Tracked
	Not Disclosed			
	TOTAL #	6	1	
	RATE	0.27	0.20	
	REGIONAL TOTAL #	13	9	
	REGIONAL RATE	0.15	0.14	

Region	Gender	Age Group	2022	2021
NORTH AMERICA	Male	< 30	506	683
		30 - 50	416	131
		> 50	170	182
		Not Disclosed	1	-
		TOTAL #	1,093	996
		RATE	0.50	0.49
		Female	< 30	277
	30 - 50	245	213	
	> 50	84	69	
	Not Disclosed	-	-	
	TOTAL #	606	475	
	RATE	0.57	0.52	
	Not Disclosed	< 30		
		30 - 50		
		> 50		
	Not Disclosed			
	TOTAL #	13	7	
	RATE	2.6	7.00	
	REGIONAL TOTAL #	1,712	1,478	
	REGIONAL RATE	0.52	0.5	

EMPLOYEE PAY & BENEFITS METRICS

Ratio of Fox Standard Entry-Level Wage Compared to Local Minimum Wage

Significant Location of Operations ¹	Local Minimum Wage (Gross)	Fox Entry Level Pay ² (Gross)	Ratio
Gainesville, GA	\$7.25/hour	\$15.00/hour	2.07
El Cajon, CA	\$15.50/hour	\$15.91/hour	1.03
Coldwater, MI	\$10.10/hour	\$14.00/hour	1.39
Taiwan	NT\$ 26,400/month	NT\$ 27,000/month	1.02

¹ The threshold for 'significant location of operation' is 250 employees and above.

² Same starting pay applies for both Male and Female. This represents the lowest starting pay at a location.

Note: We comply with the U.S. Fair Labor Standards Act and strive to pay a competitive wage that top talent demands. Therefore, we calculate our ratio using the federal minimum wage in Georgia of \$7.25 (state minimum wage is \$5.15). Fox pays based on market competitive rates across our U.S. and global locations. We proactively audit our rates compared to minimum wage and adjust if needed; we have found consistently exceed requirements.

Benefits Offered to Employees and Part-Time Employees

	USA	Canada	Germany	Taiwan	Australia
	Standard full-time employee benefits vs. other employees:				
Life Insurance	●	⦿		●	
Health Care	●	⦿		●	
Disability and Invalidity Coverage	●	⦿		●	
Parental Leave	●		●	●	
Retirement Provision	●	●		●	●
Stock Ownership ¹	○	○	○	○	○

- Full-time and part-time benefit
- ⦿ Same benefit, but conditional to a minimum number of hours worked
- Full-time benefit only

If no icon is indicated, it means this benefit is not provided to anyone by the company

¹ Full-time employees at Director level and above are also eligible for stock ownership, and our global bonus program enables employees to share in our company's success, reinforcing our devotion to their well-being.

Note: We provide a comprehensive benefits package for full-time and part-time employees, encompassing life insurance, healthcare, disability coverage, parental leave, and retirement benefits tailored to various regions. Significant geographic locations of operation included in this table are all countries with more than ten employees.

EMPLOYEE HEALTH AND SAFETY

Work-related Injuries

			2022	2021
Fatalities as a Result of Work-Related Injury	Employees	Total #	0	0
		Rate	0	0
	Controlled Workers	Total #	0	0
		Rate	0	0
High-Consequence Work-Related Injuries (Excl. Fatalities)	Employees	Total #	0	0
		Rate	0	0
	Controlled Workers	Total #	0	0
		Rate	0	0
Recordable Work Injuries	Employees	Total #	79	99
		Rate ¹	2.72	2.70
	Controlled Workers	Total #	0	0
		Rate	0	0
Number of Hours Worked	Employees ²		8,474,880	7,320,020
	Controlled Workers		Not tracked	Not tracked

Main Type of Work- Related Injuries	Employees	Lacerations, stress and strains, musculoskeletal disorders, repetitive strain injuries (e.g., carpal tunnel syndrome)
	Controlled Workers	No injuries

1 Due to a lack of available data across Fox sites, the calculated rate is limited to a subset of our facilities. For 2022, this includes 2,900 employees and a total of 5,812,960 hours worked. Per GRI 403-9, the rate was calculated as follows: $(79 / 5,812,960) * 200,000 = 2.72$. The data used to calculate the 2022 recordable injury rate is not inclusive of all major sites, including some of our largest manufacturing facilities located in Taiwan.

2 Due to a lack of available data, the total hours worked across the entire organization are estimated using the assumption of 160 hours worked per month for each Fox employee, extrapolated over the course of 12 months. For 2022, this estimate was calculated using a headcount of 4,414 employees, as recorded on December 31, 2022. This estimate does not account for paid time off (PTO) or workdays missed.

Work-related Hazards That Pose a Risk of High-Consequence Injuries

Determination of Hazards	Job Hazard Analysis
Hazards causing or contributing to high-consequence injuries	Extended reaching, application of excessive force, manual tasks like lifting, torquing, moving, loading
Action taken or underway to eliminate hazards and minimize risk	Trainings, safety audits, engineering controls
Any actions taken or underway to eliminate	Engineering controls and job rotation
Rate base 200k or 1000k hours worked	200K

GRI CONTENT INDEX

Statement of use: Fox has reported the information cited in this GRI content index for the period January 1st, 2022 to December 31st, 2022 with reference to the GRI Standards.

GRI 1 used 'GRI 1: Foundation 2021'

GRI 2: General Disclosures 2021

Disclosure 2-1	Organizational details	See our Form 10-K submission on p. 1-11
Disclosure 2-2	Entities included in the organization's sustainability reporting	See our Form 10-K submission , Exhibit 21.1, and We are Fox Factory section on p. 7 of the Sustainability Report
Disclosure 2-3	Reporting period, frequency and contact point	We publish our Sustainability Report annually. This report was published in July 2023. Questions can be directed to ESG@ridefox.com .
Disclosure 2-4	Restatements of information	There are no restatements.
Disclosure 2-5	External assurance	We received limited assurance of our 2022 Scope 1, Scope 2, and Scope 3 Category 4 (Business Travel).
Disclosure 2-6	Activities, value chain and other business relationships	See the Creating Value section on p. 9 of the Sustainability Report
Disclosure 2-7	Employees	See the Workforce Metrics section on p. 10 of the Data Annex
Disclosure 2-8	Workers who are not employees	See the Workforce Metrics section on p. 10 of the Data Annex
Disclosure 2-9	Governance structure and composition	See our Corporate Governance Addendum , the Corporate Governance subsection on the Investor Relations section of our website, and our 2023 Proxy Statement , pages 20-29
Disclosure 2-10	Nomination and selection of the highest governance body	See our Corporate Governance Addendum , the Corporate Governance subsection on the Investor Relations section of our website, and our 2023 Proxy Statement , pages 20-29
Disclosure 2-11	Chair of the highest governance body	See our Corporate Governance Addendum , the Corporate Governance subsection on the Investor Relations section of our website, and our 2023 Proxy Statement , pages 20-29
Disclosure 2-12	Role of the highest governance body in overseeing the management of impacts	See our Corporate Governance Addendum and our Corporate Governance Committee Charter on the Investor Relations section of our website

Disclosure 2-13	Delegation of responsibility for managing impacts	See our Corporate Governance Addendum and our Corporate Governance Committee Charter on the Investor Relations section of our website
Disclosure 2-14	Role of the highest governance body in sustainability reporting	Board members were interviewed as part of our materiality assessment conducted in 2021. The Chief Purpose and Inclusion Officer presented the results of the materiality assessment in Q3 2021. This materiality assessment has critically informed the content of our sustainability report. Board members also provide feedback annually on the company's overall sustainability strategy and performance.
Disclosure 2-15	Conflicts of interest	See our Corporate Governance Addendum
Disclosure 2-16	Communication of critical concerns	Critical concerns are reported to the Board quarterly, and immediately in emergency circumstances. There were zero reports of critical concerns for this reporting period.
Disclosure 2-17	Collective knowledge of the highest governance body	See our Corporate Governance Addendum
Disclosure 2-18	Evaluation of the performance of the highest governance body	See our Corporate Governance Addendum , the Corporate Governance subsection on the Investor Relations section of our website, and our 2023 Proxy Statement , pages 20-29
Disclosure 2-19	Remuneration policies	See our Corporate Governance Addendum , the Corporate Governance subsection on the Investor Relations section of our website, and our 2023 Proxy Statement , pages 20 and onward
Disclosure 2-20	Process to determine remuneration	See our Corporate Governance Addendum , the Corporate Governance subsection on the Investor Relations section of our website, and our 2023 Proxy Statement , pages 20 and onward
Disclosure 2-21	Annual total compensation ratio	See p. 58 of our 2023 Proxy Statement
Disclosure 2-22	Statement on sustainable development strategy	See the Talking Sustainability with Our Leaders section on p. 5 of the Sustainability Report
Disclosure 2-23	Policy commitments	See the Ethics and Compliance section on p. 53 of the Sustainability Report

Disclosure 2-24	Embedding policy commitments	See the Ethics and Compliance section on p. 53 of the Sustainability Report
Disclosure 2-25	Processes to remediate negative impacts	We have not identified direct impacts caused that require a grievance mechanism to remediate and will monitor future developments for those needs.
Disclosure 2-26	Mechanisms for seeking advice and raising concerns	See the Ethics and Compliance section on p. 53 of the Sustainability Report
Disclosure 2-27	Compliance with laws and regulations	Any instances that meet our threshold of significance are reported in our Form 10-K submission , on p. 34 under Item 3 - Legal Proceedings
Disclosure 2-28	Membership associations	We participate in the Automotive Industry Action Group, CEO Action for Diversity and Inclusion, People for Bikes, Georgia Diversity Council, National Minority Supplier Development Council, Society of Women Engineers, and Bicycling Alliance for Sustainability (Taiwan).
Disclosure 2-29	Approach to stakeholder engagement	See the Sustainability Strategy section on p. 12 of the Sustainability Report
Disclosure 2-30	Collective bargaining agreements	None of our employees are covered by a collective bargaining agreement.
GRI 3: Material Topics 2021		
Disclosure 3-1	Process to determine material topics	See the Sustainability Strategy section on p. 11 of the Sustainability Report
Disclosure 3-2	List of material topics	See the Sustainability Strategy section on p. 11 of the Sustainability Report
GRI 201: Economic Performance 2016		
Disclosure 3-3	Topic Management Disclosure	See the Creating Value section on p. 9 of the Sustainability Report
Disclosure 201-1	Direct economic value generated and distributed	See our Form 10-K submission on p. 69 and onward

Disclosure 201-2	Financial implications and other risks and opportunities due to climate change	See our Form 10-K submission on p. 12-33
Disclosure 201-3	Defined benefit plan obligations and other retirement plans	Information on our 401-K profit sharing plan can be found on the Department of Labor website . The EIN for the most recent submission is 94-2472535 003. On October 15, 2021, the plan had 1508 participants and USD \$37,7 MLN in assets. Further information is also available in our Form 10-K submission on p. 95 and our 2023 Proxy Statement on p. 47.
Disclosure 201-4	Financial assistance received from government	We did not receive any financial assistance from the government in 2022.

GRI 202: Market Presence 2016

Disclosure 3-3	Topic Management Disclosure	See The People Frontier section on p. 32 of the Sustainability Report
Disclosure 202-1	Ratios of standard entry level wage by gender compared to local minimum wage	See the Employee Pay & Benefits Metrics section on p. 20 of the Data Annex

GRI 205: Anti-corruption 2016

Disclosure 3-3	Topic Management Disclosure	<p>We are committed to conducting business fairly, honorably, with integrity, and in compliance with all applicable laws. Efforts to uphold this commitment are part of the way we operate, and this ensures that we are a reliable business partner to our stakeholders.</p> <p>The Board of Directors and Executive Leadership have set a common perspective on ethical conduct. The responsibility to deliver policies that safeguard ethical conduct is delegated to our Legal department.</p> <p>Please see our Code of Ethics and Anti-Corruption Policy, available via the Investor Relations section of our website.</p>
----------------	-----------------------------	--

Disclosure 205-1	Operations assessed for risks related to corruption	We have not performed a specific assessment for our operations in relation to corruption. We impose stringent requirements for our employees to conduct business without committing acts of corruption. Please see our Anti-Corruption Policy .
Disclosure 205-2	Communication and training about anti-corruption policies and procedures	While we currently do not track communication and training about anti-corruption policies and procedures at the employee level, we plan to develop capacity to do so in the future. Additionally, our Anti-Corruption Policy is provided to our employees during onboarding, included in the employee handbook, and posted publicly on our Corporate Governance site.
Disclosure 205-3	Confirmed incidents of corruption and actions taken	There have been no confirmed incidents of corruption during the reporting period. As such, no action to resolve was required.

GRI 206: Anti-competitive Behavior 2016

Disclosure 3-3	Topic Management Disclosure	We are committed to conducting business fairly, honorably, with integrity, and in compliance with all applicable laws. Efforts to uphold this commitment are part of the way we operate, and this ensures that we are a reliable business partner to our stakeholders.
----------------	-----------------------------	--

The Board of Directors and Executive Leadership have set a common perspective on ethical conduct. The responsibility to deliver policies that safeguard ethical conduct is delegated to our Legal department.

We operate in compliance with the requirements of competition law and regulations, as part of our requirements imposed by the [Code of Ethics](#), available on the [Investor Relations section](#) of our website.

Disclosure 206-1	Legal actions for anti-competitive behavior, anti-trust, and monopoly practices	There are no legal actions pending or completed during the reporting period regarding anti-competitive behavior or violations of anti-trust and anti-monopoly legislation in which the organization has been identified as a participant.
------------------	---	---

GRI 207: Tax 2019

Disclosure 3-3	Topic Management Disclosure	See our Corporate Governance Addendum
Disclosure 207-1	Approach to tax	See our Corporate Governance Addendum
Disclosure 207-2	Tax governance, control, and risk management	See our Corporate Governance Addendum
Disclosure 207-3	Stakeholder engagement and management of concerns related to tax	See our Corporate Governance Addendum
Disclosure 207-4	Country-by-country reporting	We do not provide reporting on a country-by-country basis.

GRI 301: Materials 2016

Disclosure 3-3	Topic Management Disclosure	<p>In manufacturing our products, we rely on materials and their supply chain, from extraction to refinement. Therefore, we inevitably have an impact on the environment. In addition, some of the materials we use are hazardous.</p> <p>We build our products to last and be repairable to maximize the efficient use of the materials incorporated in our products. We are also in the process of understanding the impacts of the materials we use. See the Product Integrity and Sustainable Design section on p. 47 of the Sustainability Report.</p>
Disclosure 301-1	Materials used by weight or volume	We are omitting this disclosure in 2022, as the data is currently unavailable. We are working to ensure data availability and accuracy and expect to disclose this information in future reporting.

Disclosure 301-2	Recycled input materials used	We are omitting this disclosure in 2022, as the data is currently unavailable. We are working to ensure data availability and accuracy and expect to disclose this information in future reporting.
Disclosure 301-3	Reclaimed products and their packaging materials	We are omitting this disclosure in 2022, as the data is currently unavailable. We are working to ensure data availability and accuracy and expect to disclose this information in future reporting.

GRI 302: Energy 2016

Disclosure 3-3	Topic Management Disclosure	See the Climate Change and Greenhouse Gas Emissions section on p. 17 of the Sustainability Report
Disclosure 302-1	Energy consumption within the organization	See the Energy Performance and Intensity section on p. 5 of the Data Annex
Disclosure 302-2	Energy consumption outside of the organization	We currently only track internal energy consumption related to Scope 1 and 2 emissions. We are looking into methods in which we can effectively and accurately track external energy consumption tied to Scope 3 emissions.
Disclosure 302-3	Energy intensity	See the Energy Performance and Intensity section on p. 5 of the Data Annex
Disclosure 302-4	Reduction of energy consumption	See the Reducing Our Energy, Water, and Waste Impacts section on p. 21-22 of the Sustainability Report

GRI 303: Water and Effluents

Disclosure 3-3	Topic Management Disclosure	See the Reducing Our Energy, Water, and Waste Impacts section on p. 22 of the Sustainability Report
Disclosure 303-1	Interactions with water as a shared resource	See the Reducing Our Energy, Water, and Waste Impacts section on p. 22 of the Sustainability Report
Disclosure 303-2	Management of water discharge-related impacts	See the Reducing Our Energy, Water, and Waste Impacts section on p. 22 of the Sustainability Report

Disclosure 303-3	Water withdrawal	See the Water Performance section on p. 7 of the Data Annex
Disclosure 303-4	Water discharge	See the Water Performance section on p. 7 of the Data Annex
Disclosure 303-5	Water consumption	See the Water Performance section on p. 7 of the Data Annex

GRI 305: Emissions 2016

Disclosure 3-3	Topic Management Disclosure	See the Climate Change and Greenhouse Gas Emissions section on p. 17 of the Sustainability Report
Disclosure 305-1	Direct (Scope 1) GHG emissions	See the GHG Emissions & Intensity section on p. 3 of the Data Annex
Disclosure 305-2	Energy indirect (Scope 2) GHG emissions	See the GHG Emissions & Intensity section on p. 3 of the Data Annex
Disclosure 305-3	Other indirect (Scope 3) GHG emissions	See the GHG Emissions & Intensity section on p. 3 of the Data Annex
Disclosure 305-4	GHG emissions intensity	See the GHG Emissions & Intensity section on p. 3 of the Data Annex
Disclosure 305-5	Reduction of GHG emissions	See the Climate Change and Greenhouse Gas Emissions section on p. 17 of the Sustainability Report
Disclosure 305-6	Emissions of ozone-depleting substances (ODS)	Initial inventories did not result in any reported ozone-depleting substances (ODS), but we do not currently track these substances at a company level.
Disclosure 305-7	Nitrogen oxides (NO _x), sulfur oxides (SO _x), and other significant air emissions	We have not identified any NO _x or SO _x emissions for our sites to date, though we did identify some Volatile Organic Compounds (VOCs). We chose not to disclose these figures as the data is incomplete and not inclusive across the organization. We are further evaluating this data to verify our tracking mechanisms and calculation methodologies.

GRI 306: Waste 2020

Disclosure 3-3	Topic Management Disclosure	See the Reducing Our Energy, Water, and Waste Impacts section on p. 22-23 of the Sustainability Report
----------------	-----------------------------	--

Disclosure 306-1	Waste generation and significant waste-related impacts	See the Reducing Our Energy, Water, and Waste Impacts section on p. 22 of the Sustainability Report
Disclosure 306-2	Management of significant waste-related impacts	See the Reducing Our Energy, Water, and Waste Impacts section on p. 23-24 of the Sustainability Report
Disclosure 306-3	Waste generated	See the Waste Outcomes section on p. 8 of the Data Annex
Disclosure 306-4	Waste diverted from disposal	See the Waste Outcomes section on p. 8 of the Data Annex
Disclosure 306-5	Waste directed to disposal	See the Waste Outcomes section on p. 8 of the Data Annex
GRI 308: Supplier Environmental Assessment 2016		
Disclosure 3-3	Topic Management Disclosure	See our Supplier Code of Conduct and the Championing Sustainability in the Supply Chain section on p. 50 of the Sustainability Report
Disclosure 308-1	New suppliers that were screened using environmental criteria	See the Championing Sustainability in the Supply Chain section on p. 50 of the Sustainability Report
Disclosure 308-2	Negative environmental impacts in the supply chain and actions taken	<p>We do not have a formal process for assessing our suppliers' environmental impacts specifically. We rolled out a Supplier Code of Conduct (SCoC) in 2022 to all Tier 1 suppliers that lays out our expectation that suppliers must comply with all environmental laws and regulations, and minimize their emissions, discharges, and waste generation.</p> <p>In 2022, we also started measuring our suppliers' compliance with the SCoC through an ESG survey that includes a question about whether they have an Environmental Management System (EMS) in place.</p>
GRI 401: Employment 2016		
Disclosure 3-3	Topic Management Disclosure	See our Human Rights Policy , Health, Safety, and Employment Policy , and the Talent, Inclusion, and Diversity section on p. 34 of the Sustainability Report

Disclosure 401-1	New employee hires and employee turnover	See the Workforce Metrics section on p. 14-21 of the Data Annex
Disclosure 401-2	Benefits provided to full-time employees that are not provided to temporary or part-time employees	See the Workforce Metrics section on p. 23 of the Data Annex
Disclosure 401-3	Parental leave	See the Workforce Metrics section on p. 23 of the Data Annex
GRI 403: Occupational Health and Safety 2018		
Disclosure 3-3	Topic Management Disclosure	See our Health, Safety, and Employment Policy and the Employee Health, Safety, and Well-being: A Top Priority section on p. 40 of the Sustainability Report
Disclosure 403-1	Occupational health and safety management system	See the Employee Health, Safety, and Well-being: A Top Priority section on p. 40 of the Sustainability Report
Disclosure 403-2	Hazard identification, risk assessment, and incident investigation	See the Employee Health, Safety, and Well-being: A Top Priority section on p. 40-41 of the Sustainability Report
Disclosure 403-3	Occupational health services	See the Employee Health, Safety, and Well-being: A Top Priority section on p. 41 of the Sustainability Report
Disclosure 403-4	Worker participation, consultation, and communication on occupational health and safety	See the Employee Health, Safety, and Well-being: A Top Priority section on p. 40 of the Sustainability Report
Disclosure 403-5	Worker training on occupational health and safety	See the Employee Health, Safety, and Well-being: A Top Priority section on p. 40-41 of the Sustainability Report
Disclosure 403-6	Promotion of worker health	We offer our employees in Canada, Taiwan, and the United States access to non-occupational medical and healthcare services through Employee Assistance Programs.

Disclosure 403-7	Prevention and mitigation of occupational health and safety impacts directly linked by business relationships	See our Supplier Code of Conduct and the Employee Health, Safety, and Well-being: A Top Priority section on p. 41 of the Sustainability Report
Disclosure 403-8	Workers covered by an occupational health and safety management system	See the Employee Health, Safety, and Well-being: A Top Priority section on p. 40 of the Sustainability Report
Disclosure 403-9	Work-related injuries	See the Employee Health and Safety section on p. 24-25 of the Data Annex
Disclosure 403-10	Work-related ill health	No instances of work-related ill-health were recorded in 2022. See also the Employee Health and Safety section on p. 25 of the Data Annex.

GRI 404: Training and Education 2016

Disclosure 3-3	Topic Management Disclosure	See the Investing in Our Employees: Learning & Development section on p. 39 of the Sustainability Report
Disclosure 404-1	Average hours of training per year per employee	We launched our Learning Management System (LMS) in Q4 of 2022. We will have a full year of training data for 2023 in next year's sustainability report.
Disclosure 404-2	Programs for upgrading employee skills and transition assistance programs	See the Investing in Our Employees: Learning & Development section on p. 39 of the Sustainability Report . Depending on individual circumstances, transition support may include severance pay, outplacement assistance, and/or career counseling services.
Disclosure 404-3	Percentage of employees receiving regular performance and career development reviews	All regular full-time and part-time employees, fixed-term employees as well as Foreign Labor in Taiwan, hired on or before September 30, 2022, are included in the End of Year Performance process. Contingent workers, temporary employees and interns are not included in the End of Year Performance process.

GRI 405: Diversity and Equal Opportunity 2016

Disclosure 3-3	Topic Management Disclosure	See our Inclusion, Diversity & Engagement Statement and the Talent, Inclusion, and Diversity section on p. 36-38 of the Sustainability Report
Disclosure 405-1	Diversity of governance bodies and employees	See the Workforce Metrics section on p. 12-13 and the Talent, Inclusion, and Diversity section on p. 36 of the Sustainability Report
Disclosure 405-2	Ratio of basic salary and remuneration of women to men	We currently do not have reliable data to perform these calculations.
GRI 406: Non-discrimination 2016		
Disclosure 3-3	Topic Management Disclosure	See our Health, Safety, and Employment Policy and the Talent, Inclusion, and Diversity section on p. 36 of the Sustainability Report
Disclosure 406-1	Incidents of discrimination and corrective actions taken	Incidents of discrimination are currently managed locally and not registered centrally or in a uniform manner.
GRI 407: Freedom of Association and Collective Bargaining 2016		
Disclosure 3-3	Topic Management Disclosure	See the Promoting Human Rights section on p. 56 of the Sustainability Report
Disclosure 407-1	Operations and suppliers in which the right to freedom of association and collective bargaining may be at risk	See our Supplier Code of Conduct , as well as the Championing Sustainability in the Value Chain section on p. 50 and Promoting Human Rights section on p. 56 of the Sustainability Report
GRI 408: Child Labor 2016		
Disclosure 3-3	Topic Management Disclosure	See our Human Rights Policy and the Promoting Human Rights section on p. 56 of the Sustainability Report
Disclosure 408-1	Operations and suppliers at significant risk for incidents of child labor	See our Supplier Code of Conduct , as well as the Championing Sustainability in the Value Chain section on p. 50 and Promoting Human Rights section on p. 56 of the Sustainability Report
GRI 409: Forced or Compulsory Labor 2016		

Disclosure 3-3	Topic Management Disclosure	See our Human Rights Policy and the Promoting Human Rights section on p. 56 of the Sustainability Report
Disclosure 409-1	Operations and suppliers at significant risk for incidents of forced or compulsory labor	See our Supplier Code of Conduct , as well as the Championing Sustainability in the Value Chain section on p. 50 and Promoting Human Rights section on p. 56 of the Sustainability Report
GRI 414: Supplier Social Assessment 2016		
Disclosure 3-3	Topic Management Disclosure	See our Supplier Code of Conduct and the Championing Sustainability in the Supply Chain section on p. 50 of the Sustainability Report
Disclosure 414-1	New suppliers that were screened using social criteria	See the Championing Sustainability in the Supply Chain section on p. 50 of the Sustainability Report
Disclosure 414-2	Negative social impacts in the supply chain and actions taken	<p>We do not have a formal process for assessing our suppliers' social impacts specifically. We rolled out a Supplier Code of Conduct (SCoC) in 2022 to all Tier 1 suppliers that lays out our expectation that suppliers must prioritize workers' rights, comply with local laws and international labor standards, and identify and mitigate potential risks to workers' health and safety.</p> <p>We began measuring our suppliers' compliance to the SCoC in 2022 with an ESG survey that includes questions about their human rights policies, grievance mechanisms, and occupational health safety management systems.</p>
GRI 415: Public Policy 2016		
Disclosure 3-3	Topic Management Disclosure	We believe that political processes should be fair and equitable, and accessible to all stakeholders on a level playing field. We do not take measures to regularly advocate for our interests, but may convey our views when asked to, or in incidental cases of particularly important developments that could affect our business.
Disclosure 415-1	Political contributions	No political contributions to report in 2022.
GRI 416: Customer Health and Safety 2016		

Disclosure 3-3	Topic Management Disclosure	We work hard to deliver high performance and durable components. Safety impacts are regularly assessed for improvement across our product line. We test to extreme standards to ensure utmost safety for our customers. See the Testing for a Safe and Durable Production section on p. 49 of the Sustainability Report for additional details.
Disclosure 416-1	Assessment of the health and safety impacts of product and service categories	See the Testing for a Safe and Durable Production section on p. 49 of the Sustainability Report
Disclosure 416-2	Incidents of non-compliance concerning the health and safety impacts of products and services	In 2022, Fox Factory had no incidents of non-compliance with regulations concerning health and safety impacts of products and services. Any time we are made aware of issues related to our products' safety, we issue recalls and repair as appropriate.

GRI 417: Marketing and Labeling 2016

Disclosure 3-3	Topic Management Disclosure	We seek compliance with all local, state, federal, and international environmental laws, regulations, and standards that relate to our operations, to ensure correct marketing and labeling.
Disclosure 417-1	Requirements for product and service information and labeling	<p>We are subject to enhanced environmental regulations applicable in the State of California. These regulations include Proposition 65, which requires notification about chemicals in products, in the workplace, or in the environment, and which is designed to protect consumers from harmful substances by protecting drinking water sources and reducing exposure to these substances. The Company has implemented systems to provide for required Proposition 65 notifications on its products.</p> <p>In addition, manuals are included with products and are available online. Appropriate material sourcing is managed by procurement in conjunction with our engineering team.</p>

Disclosure 417-2	Incidents of non-compliance concerning product and service information and labeling	We did not register any incidents during 2022.
------------------	---	--

Disclosure 417-3	Incidents of non-compliance concerning marketing communications	We did not register any incidents during 2022.
------------------	---	--

GRI 418: Customer Privacy 2016

Disclosure 3-3	Topic Management Disclosure	We are committed to complying with the legal standards imposed by The European Union General Data Protection Regulation and other applicable data protection and privacy laws. In connection with our commitment to such compliance, Fox has developed and implemented a number of privacy policies for the processing of personal data as well as notifying certain employees with respect to such processing of personal data. See the Promoting Human Rights section on p. 57 of the Sustainability Report for additional details.
----------------	-----------------------------	---

Disclosure 418-1	Substantiated complaints concerning breaches of customer privacy and losses of customer data	We did not register any incidents during 2022.
------------------	--	--

SASB DISCLOSURES

SASB Auto Parts 2018

TR-AP-130a.1	(1) Total energy consumed, (2) percentage grid electricity, (3) percentage renewable	(1) 910,511.58 GJ (2) 100% (3) We are not currently centrally tracking renewable energy consumption in the organization.
TR-AP-150a.1	(1) Total amount of waste from manufacturing, (2) percentage hazardous, (3) percentage recycled	(1) 8,347 metric tons (2) We currently do not track hazardous waste, but are identifying opportunities to potentially do so in the future. (3) Our waste data collection methodology is undergoing evaluation and improvements, and we are not able to provide this level of detail for 2022.
TR-AP-250a.1	Number of recalls issued, total units recalled	There were no recalls issued in 2022.
TR-AP-410a.1	Revenue from products designed to increase fuel efficiency and/or reduce emissions	Our range of products does not include components that are typically subject to design that could increase fuel efficiency or reduce emissions.
TR-AP-440a.1	Description of the management of risks associated with the use of critical materials	Some of the listed critical materials are present in our products and/or used in the fabrication process. Risks are mitigated by issuing compliance surveys to ensure suppliers do not exceed regulatory limits and do not use banned substances.
TR-AP-440b.1	Percentage of products sold that are recyclable	We do not have this information available. Our products are manufactured using materials such as metals and plastics that have the potential to be recycled. We conducted an analysis to better understand the life cycle of our four core products. See the Product Integrity and Sustainable Design section on p. 47 of the Sustainability Report for additional details.

TR-AP-440b.2	Percentage of input materials from recycled or remanufactured content	We do not have this information available. Our design specifications often require virgin raw materials to meet durability and safety requirements.
TR-AP-520a.1	Total amount of monetary losses as a result of legal proceedings associated with anti-competitive behavior regulations	Fox Factory was not the subject of any legal proceedings alleging violations of anti-competitive behavior regulations in 2022.
SASB Toys and Sporting Goods 2018		
CG-TS-250a.1	Number of (1) recalls and (2) total units recalled	There were no recalls issued in 2022.
CG-TS-250a.2	Number of Letters of Advice (LOA) received	No Letters of Advice (LOAs) were received in 2022.
CG-TS-250a.3	Total amount of monetary losses as a result of legal proceedings associated with product safety	There were no monetary losses in 2022 because of legal proceedings associated with incidents related to product safety.
CG-TS-250a.4	Discussion of processes to assess and manage risks and/or hazards associated with chemicals in products	We are subject to enhanced environmental regulations applicable in the State of California. These regulations include Proposition 65, which requires notification about chemicals in products, in the workplace, or in the environment, and which is designed to protect consumers from harmful substances by protecting drinking water sources and reducing exposure to these substances. We also materially comply with the local implementations of the EU's RoHS Directive on restricting the use of certain hazardous substances in electrical and electronic equipment and the Registration, Evaluation, Authorization and Restriction of Chemicals ("REACH") Regulation, which requires companies to register the chemicals employed in manufacturing with the European Chemical Agency ("ECHA") and ensure their safe use.



CG-TS-430a.1	Number of facilities audited to a social responsibility code of conduct	We currently do not conduct audits.
CG-TS-430a.2	Direct suppliers' social responsibility audit (1) non-conformance rate and (2) associated corrective action rate for (a) priority nonconformances and (b) other nonconformances	We currently do not conduct audits.




SDG TABLE



The 2030 Agenda for Sustainable Development, adopted by all United Nations Member States in 2015, provides a shared blueprint for peace and prosperity for people and the planet, now and into the future. At its heart are the 17 Sustainable Development Goals (SDGs), which are an urgent call for action by all countries – developed and developing – in a global partnership. They recognize that ending poverty and other deprivations must go hand-in-hand with strategies that improve health and education, reduce inequality, and spur economic growth – all while tackling climate change and working to preserve our oceans and forests. (Source: <https://sdgs.un.org/goals>)




While the SDGs are intended for UN Member States, we must play our role in helping to achieve these goals—so that is what we do. In the table below, we indicate the link between the SDGs, our GRI disclosures, and the material topics, so you can see how our efforts contribute to achieving these goals.






SDG	Target	GRI	Material Topics	
	1.1	207-1, 207-2, 207-3	Business ethics and compliance	
	1.2	202-1	Talent, inclusion, and diversity	
	1.3	207-1, 207-2, 207-3	Business ethics and compliance	
	3.2	401-2	Talent, inclusion, and diversity	
	3.3	403-6, 403-10	Employee health, safety, and well-being	
	3.4	403-10	Employee health, safety, and well-being	
	3.5	403-6	Employee health, safety, and well-being	
	3.6	403-9	Employee health, safety, and well-being	
	3.7	403-6	Employee health, safety, and well-being	
	3.8	403-6	Employee health, safety, and well-being	
	3.9		305-1, 305-2, 305-3, 305-6, 305-7	Climate change and greenhouse gas emissions
			306-1, 306-2, 306-3, 306-4, 306-5	Sustainable products and materials

		403-9, 403-10	Employee health, safety, and well-being
	4.3	404	Talent, inclusion, and diversity
	4.4	404	Talent, inclusion, and diversity
	4.5	404, 405	Talent, inclusion, and diversity
	5.1	404-1, 404-3	Talent, inclusion, and diversity
		202-1, 401-1, 401-3, 405-1, 405-2, 406	Employee health, safety, and well-being
	5.2	408-1, 409-1, 414-1, 414-2	Supply chain human rights and work conditions Business ethics and compliance
	5.4	401-2, 401-3	Talent, inclusion, and diversity
	5.5	2-9, 2-10, 405-1	Talent, inclusion, and diversity
	6.3	303-1, 303-2, 303-4	Water stewardship
		306-1, 306-2	Sustainable products and materials
	6.4	303-1, 303-3, 303-5	Water stewardship

	306-1, 306-3, 306-5	Sustainable products and materials	
6.A	303-1	Water stewardship	
6.B	303-1	Water stewardship	
	7.2	302-1, 302-2	Climate change and greenhouse gas emissions
	7.3	302-1, 302-2, 302-3, 302-4, 302-5	Climate change and greenhouse gas emissions
8.1	201-1	Corporate governance	
8.2	201-1, 404-1, 404-2	Talent, inclusion, and diversity Employee health, safety, and well-being	
	301-1, 301-2, 301-3	Sustainable products and materials	
	8.4	302-1, 302-2, 302-3, 302-4, 302-5	Climate change and greenhouse gas emissions
	306-2	Sustainable products and materials	
8.5	2-7, 2-8, 202-1, 401-1, 401-2, 404-1, 404-2, 404-3, 405-1, 405-2	Talent, inclusion, and diversity Employee health, safety, and well-being	

	8.6	401-1	Talent, inclusion, and diversity
	8.7	408-1, 409-1	Supply chain human rights and work conditions
		2-30, 403-1, 403-2, 403-3, 403-4, 403-5, 403-7, 403-8, 403-9, 403-10	Employee health, safety, and well-being
	8.8	406-1, 407-1	Talent, inclusion, and diversity
		414-1, 414-2	Supply chain human rights and work conditions
	9.1	201-1	Corporate governance
	9.4	201-1	Corporate governance
	9.5	201-1	Corporate governance
	10.3	2-7, 401-1, 404-1, 404-3, 405-2	Talent, inclusion, and diversity Employee health, safety, and well-being
	10.4	207-1, 207-2, 207-3	Corporate governance
	11.6	306-1, 306-2, 306-3, 306-4, 306-5	Sustainable products and materials
	12.2	301-1, 301-2, 301-3	Sustainable products and materials

		302-1, 302-2, 302-3, 302-4, 302-5	Climate change and greenhouse gas emissions
		303-1	Water stewardship
	12.4	305-1, 305-2, 305-3, 305-6, 305-7, 306-1, 306-2, 306-3, 306-4, 306-5	Climate change and greenhouse gas emissions Sustainable products and materials
	12.5	301-2, 301-3, 306-1, 306-2, 306-3, 306-4, 306-5	Sustainable products and materials
	12.8	417-1	Product design and innovation
	13.1	201-2 302-1, 302-2, 302-3, 302-4, 302-5, 305-1, 305-2, 305-3, 305-4, 305-5	Corporate governance Climate change and greenhouse gas emissions
	14.3	305-1, 305-2, 305-3, 305-4, 305-5, 305-7	Climate change and greenhouse gas emissions
	15.1	306-3, 306-5	Sustainable products and materials
	15.2	305-1, 305-2, 305-3, 305-4, 305-5, 305-7	Climate change and greenhouse gas emissions
	16.1	403-9, 403-10	Employee health, safety, and well-being

