



July 2024

July 15, 2024



Key points

- For Texas in April 2024, the Energy Information Administration (EIA) reported:
 - Crude oil production: 5.6 million barrels per day (mb/d)
 - NGL production: 3.73 mb/d – *highest on record*
 - Natural gas gross withdrawals: 34.6 billion cubic feet per day (bcf/d)
 - Natural gas marketed production: 32.3 bcf/d
- By TXOGA's estimates for June 2024, Texas produced 5.65 mb/d of crude oil, plus 32.2 bcf/d of natural gas marketed production and 3.7 mb/d of NGLs.
- Texas' petroleum value chain highlights for April 2024 (see [page 4](#) for complete flow chart)
 - Record-high NGL field production: 3.73 mb/d
 - Record six consecutive months with Texas' petroleum product exports exceeding 4.0 mb/d
- Texas' natural gas flow highlights for April 2024: Production more than doubled in-state consumption (see [page 5](#) for complete flow chart)
 - Texas produced 27.0 bcf/d of dry natural gas in April 2024 by TXOGA's estimates
 - Texas consumers required 11.8 bcf/d, mainly for industry and electricity generation, while 9.9 bcf/d was exported, including 6.1 bcf/d of LNG and 3.8 bcf/d via pipelines to Mexico per U.S. International Trade Commission data
- Texas exported a total of **\$76.1 billion** in energy products during the first four months of 2024
- For the Electric Reliability Council of Texas (ERCOT) region, which provides over 90% of Texas' electricity, the operational installed capacity of thermal and dispatchable resources increased by 364 MW, due to the recent completion of new natural gas-based generation.

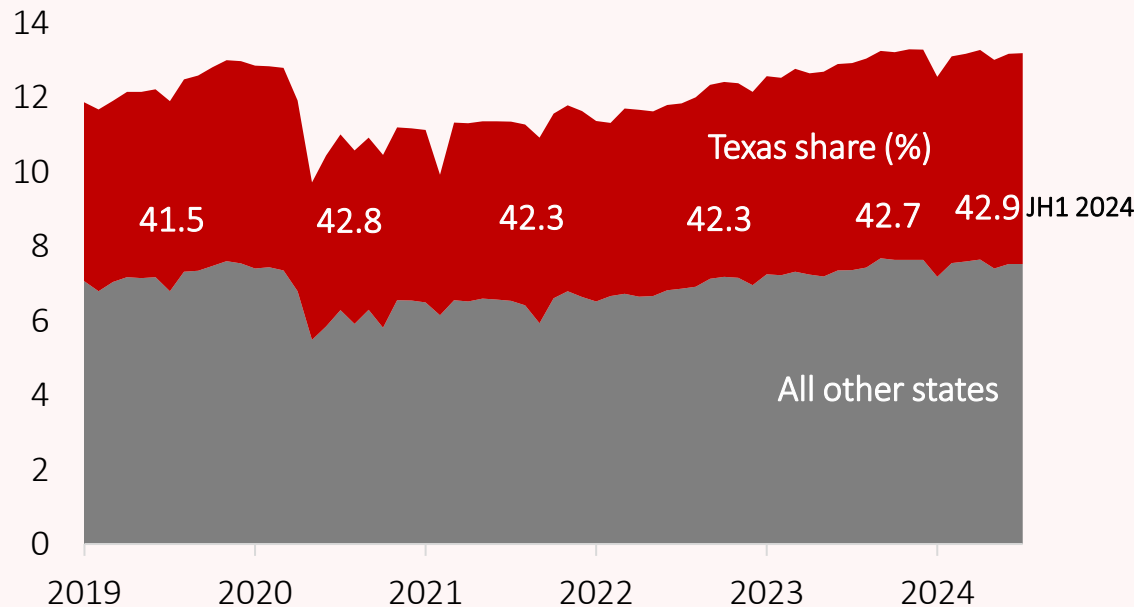
Texas' oil and natural gas production gained market share in the first half of 2024



- ▶ TXOGA's projections through June 2024 show that Texas' production has remained historically strong at 5.7 mb/d of crude oil, 3.7 mb/d of NGLs, and 32.3 bcf/d of natural gas marketed production
- ▶ TXOGA estimates that Texas has produced 42.8% of U.S. crude oil and 28.3% of U.S. natural gas marketed production in June 2024

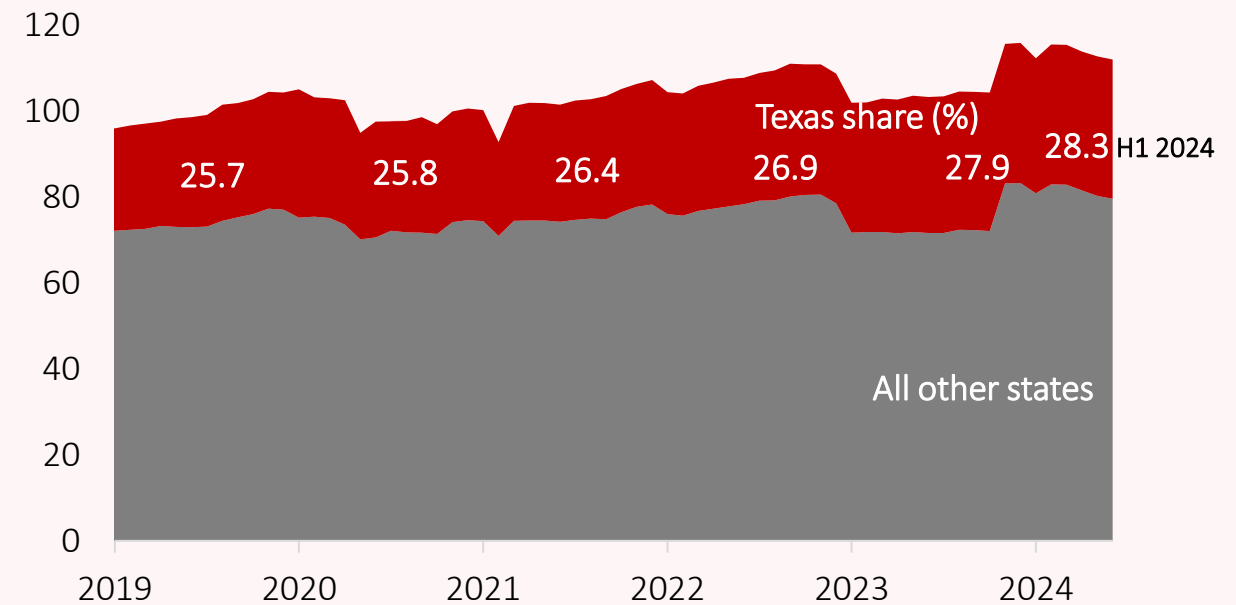
U.S. and Texas crude oil production

Million barrels per day (mb/d)



U.S. and Texas natural gas marketed production

Billion cubic feet per day (bcf/d)



Texas' petroleum value chain – April 2024: Record-high NGL production

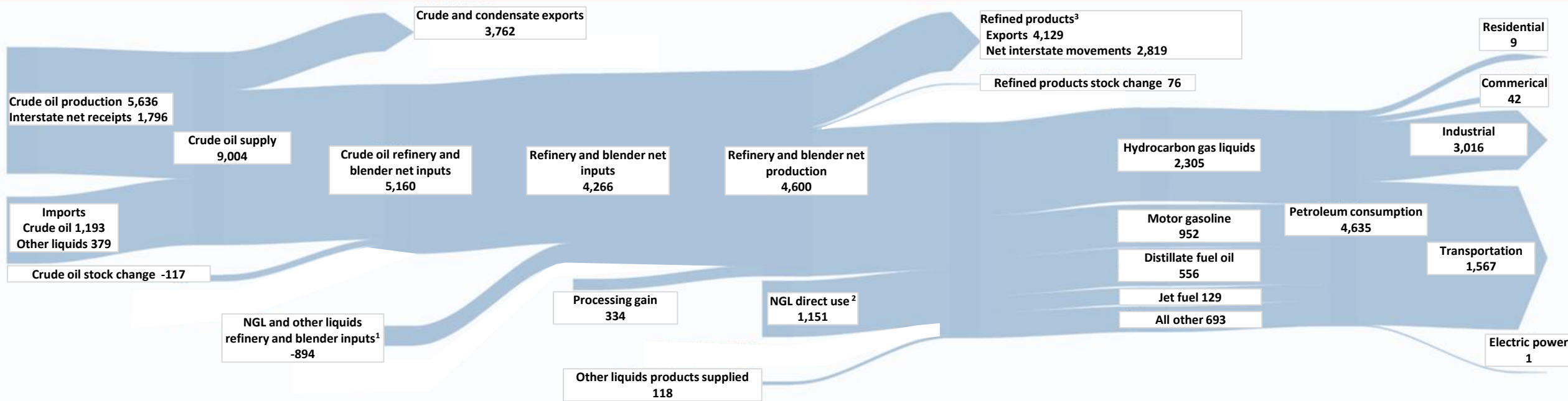


Notable facts about Texas' petroleum value chain for April 2024

- Record-high NGL field production: 3.73 mb/d
- Record six consecutive months with Texas' petroleum product exports exceeding 4.0 mb/d

Texas' petroleum value chain estimates for April 2024

Thousand barrels per day (kb/d)



¹ Includes unfinished oils, hydrogen/biofuels/other hydrocarbons, and gasoline blending components

² Includes NGL field production (Inland 3,542, Gulf Coast 183), biofuels net plant production (-7) minus refiner and blender net inputs (inland 18, Gulf Coast 285) and TX NGL exports (2,263)

³ Includes finished products and HGLs

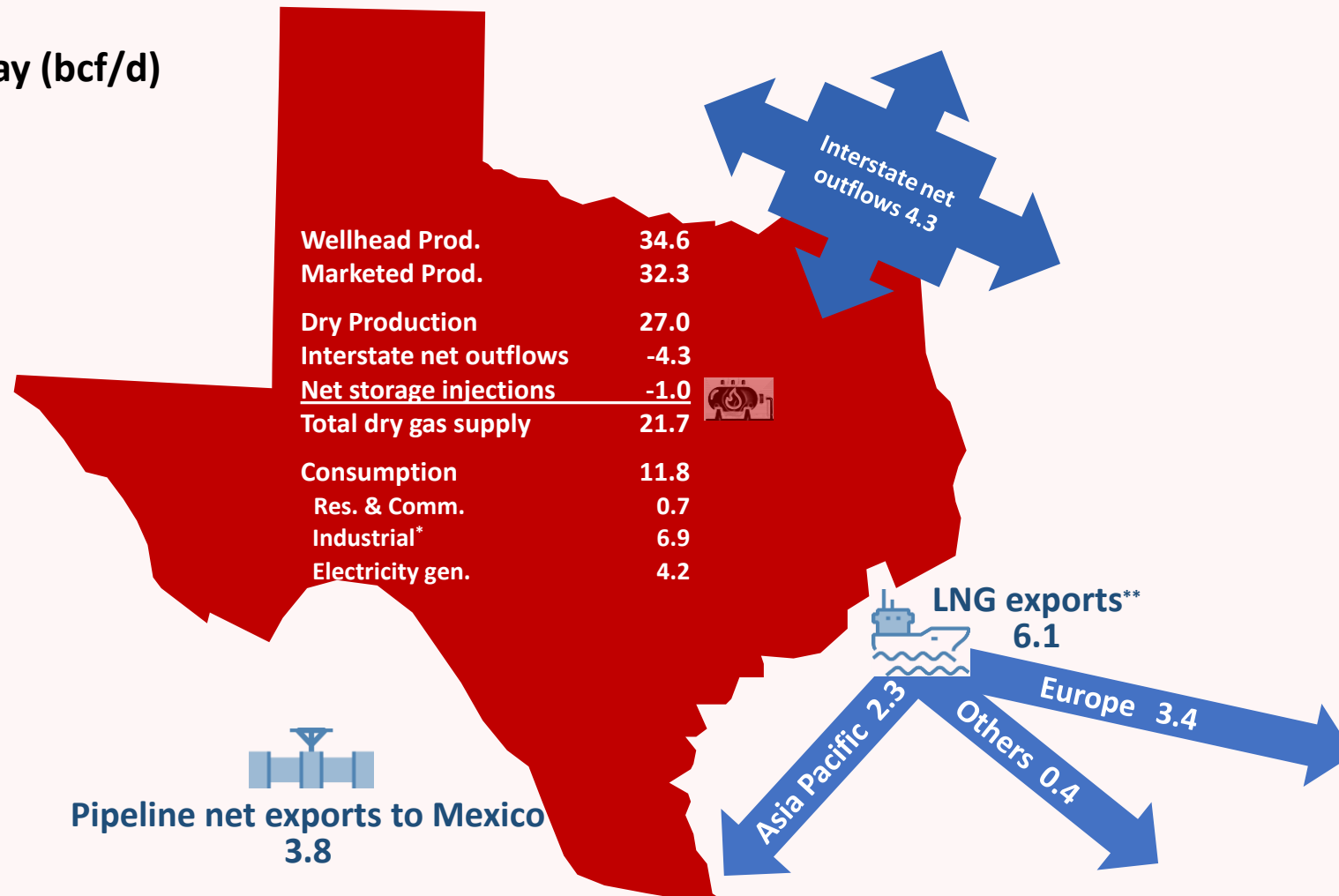
Notes: Based on EIA's preliminary data, which are subject to revision, and USITC trade data. TXOGA estimation is required for consumption by fuel and end-use sector, which influence the interstate movement calculations

Texas' natural gas flows in April 2024: Production more than doubled in-state consumption



- ▶ Texas produced 27.0 bcf/d of dry natural gas in April 2024 by TXOGA's estimates
- ▶ Texas consumers required 11.8 bcf/d, mainly for industry and electricity generation, while 9.9 bcf/d was exported, including 6.1 bcf/d of LNG and 3.8 bcf/d via pipelines to Mexico per U.S. International Trade Commission data

Billion cubic feet per day (bcf/d)



*Includes industrial end-use consumption plus lease, plant, pipeline and distribution fuel **USITC Texas export districts
sources: U.S. Energy Info. Admin.; U.S. International Trade Commission (USITC); TXOGA analysis

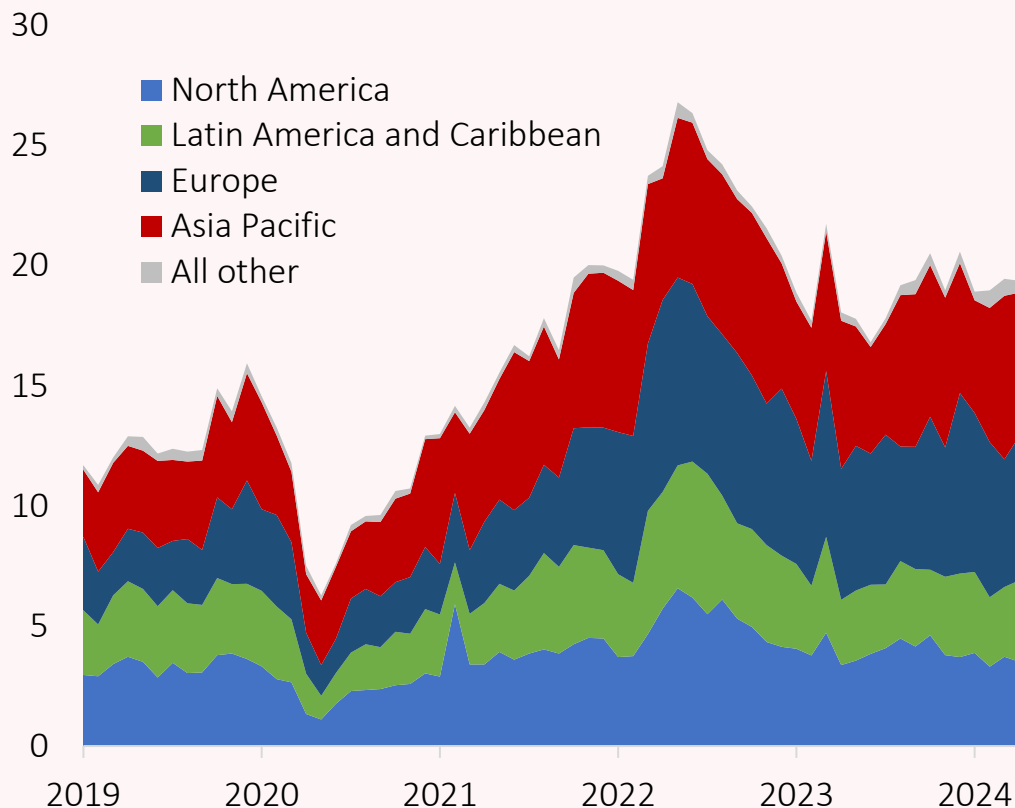
Texas exported a total of \$76.1 billion in energy products during the first four months of 2024



▶ Texas' overall energy exports appear evenly distributed among major regions, but regional product markets differ

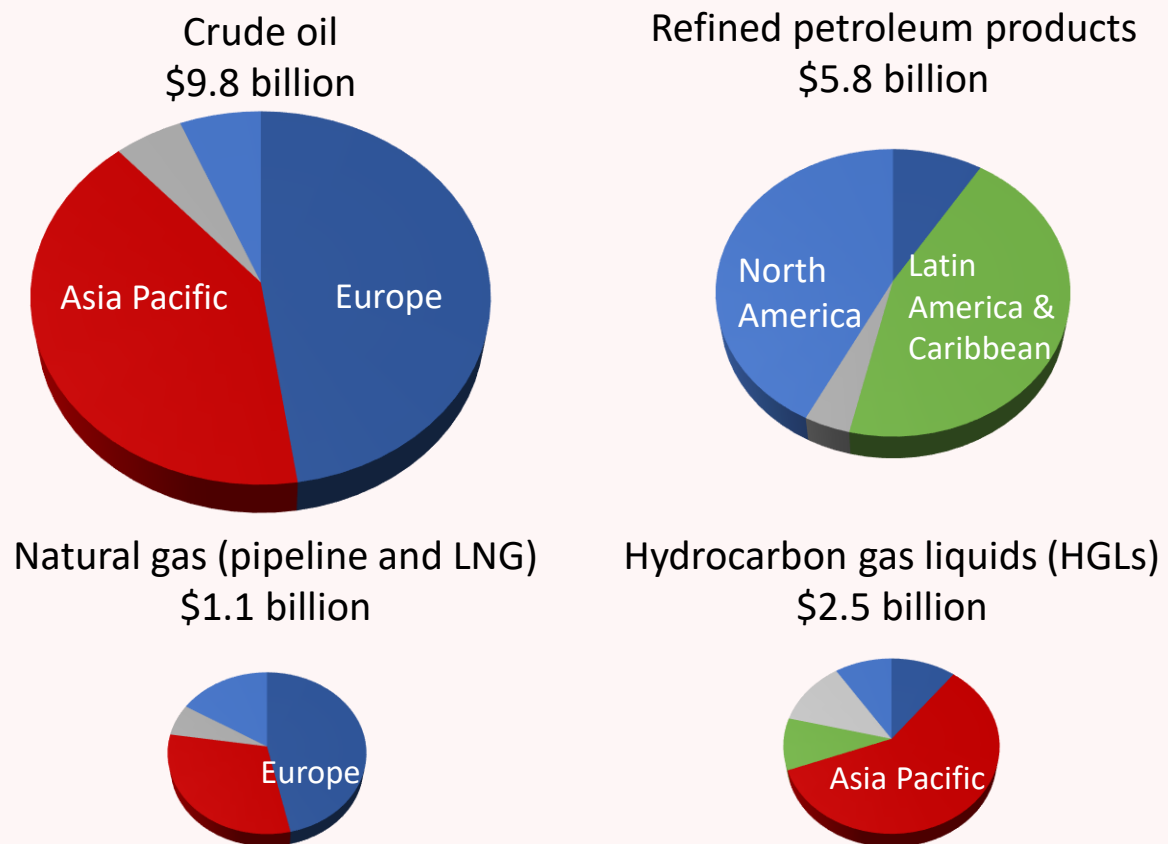
Texas' exports of oil, natural gas, hydrocarbon gas liquids (HGLs) and refined petroleum products, by region and month

Billion dollars (2024\$)



April 2024 Texas' exports by product and region

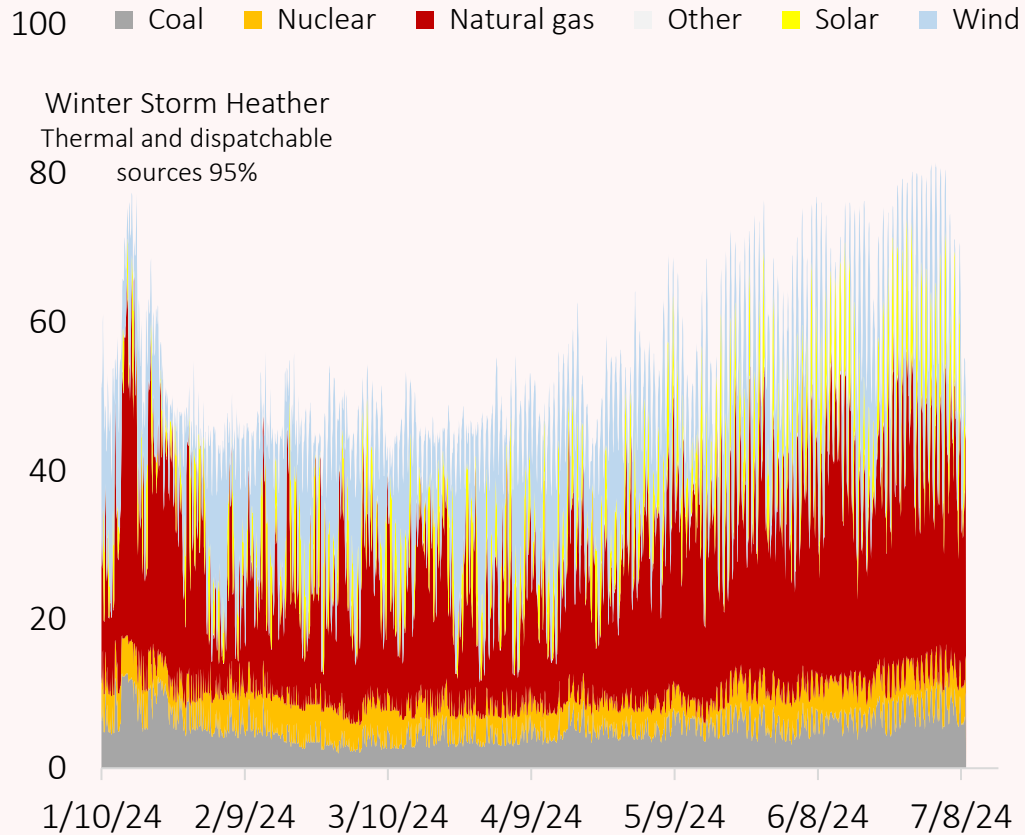
\$19.3 billion



ERCOT has added 364 MW of new natural gas-based generation in its Monthly Outlook for Resource Adequacy (MORA) for August 2024



ERCOT hourly electricity generation by source, 1/10/24– 7/8/24
Thousand megawatt-hours



- During Winter Storm Heather on January 13-16, 2024, thermal and dispatchable sources generated as much as 95% of ERCOT’s electricity.
- On March 21-22, 2024, thermal and dispatchable sources generated over 90% of ERCOT’s electricity for nine straight hours and averaged 91.8% of the region’s power.
- With the completion of the Remy Jade Power Station, which added 364 MW of natural gas-based generation, the queue of planned natural gas additions stands at 23.9 MW in ERCOT’s Monthly Outlook for Resource Adequacy (MORA) for August 2024.

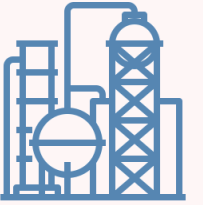
ERCOT planned natural gas resource additions*

Unit name	In Service	Type**	Installed capacity rating (MW)
Air Products GCA	2024	ST	14.0
Beachwood II Power Station (U7-U8)	2024	GT	-
Olney AFR1 (DGR)	2024	D	9.9
Remy Jade II Power Station	2024	GT	-
Umland Maxwell	2025	IC	-
Umland Maxwell Expansion	2026	IC	-
Total			23.9

*With Executed SGIA, Air Permit, GHG Permit and Proof of Adequate Water Supplies

** ST=Steam Turbine, GT = Combustion Turbine; IC = Internal Combustion Engine, D=Diesel

Texas' petroleum facts at-a-glance



Texas highlights on EIA data for April 2024

- Crude oil production: 5,636 mb/d
- Natural gas liquids production: 3,725 mb/d
- Natural gas gross withdrawals: 34.6 bcf/d
- Natural gas marketed production: 32.3 bcf/d
- Exports of crude oil and condensates: 3,762 mb/d
- Refineries' net production: 4,600 mb/d

Texas' production for June 2024 by TXOGA's estimates

- Crude oil production 5.67 mb/d
- Natural gas liquids: 3.77 mb/d
- Natural gas gross withdrawals: 34.9 bcf/d
- Natural gas marketed production: 33.3 bcf/d
- Natural gas dry production: 27.9 bcf/d

Dean Foreman, Ph.D.
dforeman@txoga.org