



2022
THIRD QUARTER

**INVESTOR
PRESENTATION**

NIV|5



DISCLAIMER

This presentation includes, and our officers and representatives may from time to time make, certain estimates and other forward-looking statements within the meaning of the safe harbor provisions of the U.S. Private Securities Litigation Reform Act of 1995, including, among others, statements with respect to the Company's (i) ability to drive organic growth, create cross-selling opportunities and synergies, improving bottom line performance, growing revenues and maintaining strong backlog, (ii) ability to pursue profitable and accretive acquisitions, (iii) strategy for acquisitions and organic growth, market position and financial results, (iv) ability to build and target higher-margin sector clients, (v) anticipated revenue growth (vi) ability to invest in human capital, implement process improvement, and ability to drive scalability; (vii) guidance relating to gross revenues by vertical, gross revenues, annual revenues, earnings per share and target EBITDA margins, (viii) ability to increase liquidity, and (ix) other statements of expectation. Words such as "expects," "anticipates," "intends," "plans," "believes," "assumes," "seeks," "estimates," "should," "expect," "strategy," "future," "will" and variations of these words and similar expressions, are intended to identify these forward-looking statements. While we believe these statements are accurate, forward-looking statements are not historical facts and are inherently uncertain. We cannot assure you that these expectations will occur and our actual results may be significantly different. These statements by the Company and its management are based only on our current beliefs, expectations and assumptions regarding the future of our business, future plans and strategies, projections, anticipated events and trends, the economy and other future conditions and are not guarantees of future performance. Because forward-looking statements relate to the future, they are subject to inherent uncertainties, risks and changes in circumstances that are difficult to predict and many of which are outside of our control, and actual results could differ materially from those presented in the forward-looking statements. Important factors that could cause actual results to differ from those in the forward-looking statements include, among others, the factors described in the "Risk Factors" and "Management's Discussion and Analysis of Financial Condition and Results of Operations" sections of the Company's most recent SEC filings, including the Annual Report on Form 10-K for the fiscal year ended January 1, 2022. Any forward-looking statement made by us in this presentation is based only on information currently available to us and speaks only as of the date on which it is made. The Company disclaims any obligation to update or revise any forward-looking statement, whether written or oral, that may be made from time to time, based on the occurrence of future events, the receipt of new information, or otherwise.

ABOUT

A Leading Provider of
**Technology, Conformity Assessment & Consulting
Solutions**

- ▶ Global Headquarters in Hollywood, FL
- ▶ Broad Diversification of Clients Globally Providing Stability

N|V|5

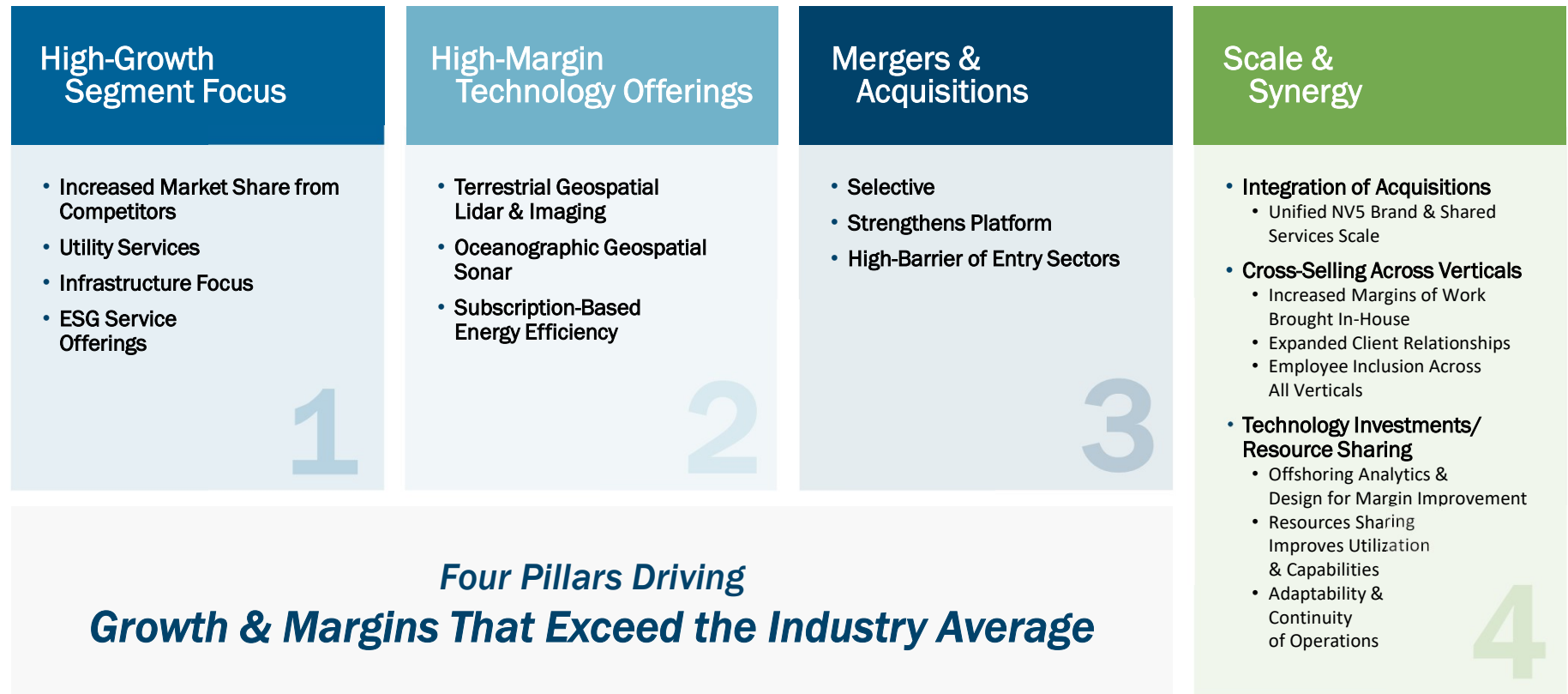
- ▶ *Global Projects*
- ▶ *Over 100 Locations*
- ▶ *4,000 Employees*



ABOUT

<p>#24</p>	<p>ENR Engineering News-Record</p> <p>TOP 500 Design Firms</p>	<p>#5</p>	<p>ENR Engineering News-Record</p> <p>BUILDING DESIGN +CONSTRUCTION</p> <p>TOP 40 Engineering Architecture Firms</p>	<p>#14</p>	<p>ENR Engineering News-Record</p> <p>TOP 100 Pure Design Firms</p>
<p>FORTUNE</p> <p>Fastest Growing Companies 2019</p>	<p>#20</p>	<p>CONSULTING - SPECIFYING engineer</p> <p>MEP Giants</p>	<p>#17</p>	<p>ZWEIG GROUP</p> <p>HOT FIRM 2017 - 2020</p>	<p>#1</p>

UNIQUE NV5 BUSINESS MODEL





INDUSTRY OUTLOOK

NIV 5

MACROECONOMIC FACTORS DRIVING SUSTAINABLE GROWTH

1. Population Growth

Supporting Infrastructure Improvements to Meet the Needs of a Growing Population

2. Utility Safety & Reliability

Updating Aging Grid to Improve Service Reliability & Mitigate Fire Risk

3. Technological Innovation

Service Delivery & Data Management Technologies















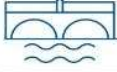

4. Energy Efficiency

Green Energy Conversion & Private Sector Investment

5. Aging Infrastructure

Transportation & Water Infrastructure Investments

ENGINEERING & CONSTRUCTION INFRASTRUCTURE CONDITION REPORT CARD

	Aviation	D		Parks and Recreation	↓ D+
	Bridges	C		Ports	↑ C+
	Dams	D		Rail	↑ B
	Drinking Water	D		Roads	D
	Energy	D+		Schools	↑ D+
	Hazardous Waste	↑ D+		Solid Waste	↓ C+
	Inland Waterways	↑ D		Transit	↓ D-
	Levees	↑ D		Wastewater	↑ D+



Source: American Society of Civil Engineers 2017 Infrastructure Report Card

A large-scale construction project is shown under a clear blue sky. In the foreground, a white crane with a long boom is lifting a large, rectangular concrete component. To the right, a tall, cylindrical concrete structure is under construction, surrounded by a complex network of metal scaffolding. Two workers in high-visibility vests and hard hats are visible on a platform within the scaffolding. In the background, another similar concrete structure is visible, along with palm trees and a clear horizon. The overall scene depicts a busy industrial or infrastructure construction site.

**DELIVERING RESULTS
THROUGH SECTOR DIVERSIFICATION**

NIV|5

INTEGRATED DELIVERY PLATFORM



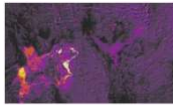



- ▶ Six Service Verticals
- ▶ Organic Growth Through Client Expansion, Cross-Selling & Synergies
- ▶ Revenue Geographically Dispersed







INFRASTRUCTURE	Civil Engineering Civil Program Management Land Planning	Landscape Architecture Structures Surveying	Permitting Transportation Water Resources
TESTING, INSPECTION & CONSULTING	Code Compliance Commissioning Services Forensics	Geotechnical Drilling Geotechnical Engineering Materials Testing	Mining Services Special Inspections Transactional Services
UTILITY SERVICES	Commissioning Services Environmental Permitting Geospatial Services	Inspections Nuclear Services Program Management	Power Delivery Surveying Fire Mitigation
BUILDINGS & PROGRAM MANAGEMENT	Buildings PM Construction Observations Inspections	MEP Planning & Design Owners Representative Energy Efficiency & Decarbonization	Quality Assurance Technology (Audiovisual, IT, Security) Clean Energy
ENVIRONMENTAL HEALTH SCIENCES	Archaeological Studies Cultural Resources Environmental Permitting	Environmental Risk Management Emergency Response Hydrogeology	Occupational Health and Safety Transactional Services Wetland Studies
GEOSPATIAL TECHNOLOGY	Topographic Lidar Topobathymetric Lidar Nadir Imagery	Oblique Imagery Thermal Imagery Hyperspectral Imagery	Data Analytics Technology Solutions INSITE Data Management Tool

NV5 GEOSPATIAL

The nation's leading provider of geospatial data solutions

Full-spectrum geospatial data analytics capabilities leveraging leading-edge remote sensing technology and proprietary solutions

Data Collection		
LIDAR	Imagery	Multispectral Imagery
 <p>Topographic LiDAR</p>	 <p>Nadir Imagery</p>	 <p>Thermal Imagery</p>
 <p>Topobathymetric LiDAR</p>	 <p>Oblique Imagery</p>	 <p>Hyperspectral Imagery</p>

Fully- Scalable, Proprietary Software & Analytic Solutions					
Autonomous Solutions	Subscription Software	Automated Enrichment	Proprietary Algorithms	Predictive Modeling	Cloud-Based Data Engagement
					

NV5 Geospatial by the Numbers

\$21.6 Billion 2024 Total Addressable Market ("TAM") ¹	46% 2016A–2019E Adj. EBITDA CAGR	360 Active Clients with Multi-Year Tenure
All 50 States + BC Geographic Breadth of Solutions Delivered	~600 Geospatial, Data Science, & Technology Professionals	96% Annual Reoccurring Revenue ²

1. Source: 2018 LEK Consulting Report. Total Addressable Market for six of the geospatial use cases that are core to QSI's current business and three growth use cases in which QSI has already demonstrated its solutions.
2. Reoccurring revenue defined as the percentage of 2019 revenue from clients that have been NV5 clients for 2+ years.

NV5 ESG SOLUTIONS



Helping clients achieve their goals for a sustainable & socially-responsible future

www.nv5.com/esg-solutions

<h2>Design</h2> <p><i>resilient and sustainable infrastructure to support healthy living and equity</i></p>	<h2>Reinforce</h2> <p><i>coastal resilience and carbon sequestration efforts</i></p>	<h2>Save</h2> <p><i>lives by helping utilities address wildfire risks and harden the electrical grid in the face of severe weather events</i></p>
<h2>Verify</h2> <p><i>the safety and environmental impact of buildings & structures</i></p>	<h2>Advance</h2> <p><i>scientific understanding to protect water resources, natural resources, and wildlife</i></p>	<h2>Protect</h2> <p><i>worker safety and mitigate environmental risks</i></p>

 <p>ENVIRONMENTAL HEALTH SCIENCES</p> <ul style="list-style-type: none"> • Protecting Worker Safety • Monitoring Environmental • Identifying Environmental Contamination • Safeguarding & Conserving Clean Water • Managing Cultural Resources • Protecting Natural Resources 	 <p>UTILITY SERVICES</p> <ul style="list-style-type: none"> • Mitigating Wildfire Risk • Minimizing Human Health Risks of Service Interruption • Protecting Workers & The Environment • Supporting Reliability of Renewables • Supporting the Conversion to Electrification
 <p>BUILDINGS & PROGRAM MANAGEMENT</p> <ul style="list-style-type: none"> • Improving Energy Efficiency of Buildings • Supporting Decarbonization • Conversion to Clean Energy & Renewables • Designing Clean, Efficient Buildings • Certifying Sustainable Development 	 <p>INFRASTRUCTURE</p> <ul style="list-style-type: none"> • Designing Sustainable Infrastructure • Creating Resilient Structures • Supporting Healthy Living • Fostering Equity
 <p>TESTING, INSPECTION & CONSULTING</p> <ul style="list-style-type: none"> • Verifying Adherence to Building Safety Codes • Identifying Geotechnical & Foundation Risks • Validating Strength & Sustainability of Building Materials 	 <p>GEOSPATIAL TECHNOLOGY</p> <ul style="list-style-type: none"> • Mitigating Wildfire Risk • Supporting Safe, Reliable Infrastructure • Measuring Carbon Sequestration • Supporting Coastal Resilience Efforts

DEDICATED FOCUS ON ESG MATTERS

Environmental Sustainability

NV5 believes that to thrive in a changing global market, every project must be innovative, sustainable, and resilient

Key Initiatives

- Environmental sustainability is core to all six of NV5's verticals, with the Company having completed more than 300 sustainability centered projects
 - For instance, NV5 has planned, designed and built wind and solar energy projects that are continuing to deliver thousands of megawatts of clean, renewable energy
- Actively reducing clients' carbon footprints with energy efficiency and monitoring based commissioning services
- Active member of Harvard Graduate School of Design Advisory Board for Sustainable Infrastructure since 2012, helping to develop methods that quantify sustainability for infrastructure
- Employees maintain licensing and accreditation to provide
- LEED, WELL, Fitwel, Envision, Reli and Resiliency, Net Zero and Sustainability Master Planning services

Social

NV5 has a strong focus on undertaking projects that benefit local communities and maintains deep commitment to ensuring the highest standards of health and safety

Key Initiatives

- NV5 works closely with clients to incorporate sustainable infrastructure components to minimize the impact / disruption to local neighborhoods
 - Numerous projects completed that directly benefit communities, such as replacing a coal gasification plant in New York with a sustainable park
- Strong adherence to upholding highest standards of workplace health and safety, including stringent COVID 19 procedures integrated into LEED and WELL projects as well as office facilities
- Since 2018, the Company has made 133 charitable contributions across the country and sponsored 160 associations, including the American Diabetes Association, the Leukemia & Lymphoma Society, the American Cancer Society, and numerous healthcare and education charitable organizations

Governance

Diversity, inclusion, and integrity are fundamental to NV5's values in addition to voicing the need for change, the Company believes in driving change through action

Key Initiatives

- Detailed Code of Business Conduct and Ethics in place to encourage individual and peer integrity, ethical behavior and NV5's responsibilities to employees, clients, stockholders and the public
- In July 2020, NV5 appointed Dr. Carl Henderson as Chief Diversity Officer to continue the Company's commitment to and focus on inclusion and diversity initiatives
- Established Employee Resources Groups across the Company, which are led by executives and include support, community outreach and working groups for women, veterans, LGBTQ+ and underrepresented minority groups
- NV5 recently pledged \$275,000 in scholarships to the National Society of Black Engineers (NSBE) to support undergraduate students at Historically Black Colleges and Universities who aspire to enter the fields of engineering and technology

GROWTH THROUGH PROCESS IMPROVEMENT & STRATEGIC INTEGRATION

1. DYNAMIC LEADERSHIP

Balanced governance focused on global company and team member growth to maximize shareholder value while minimizing risk.

2. PROCESS IMPROVEMENT

Successful integration of best-practices continue to deliver synergistic scalability across the platform.

3. ORGANIC GROWTH

Focused expansion on organic opportunities continue to deliver industry-exceeding performance.

4. ACQUIRE

Emphasis on best in class acquisitions will continue to drive a robust pipeline of strategic opportunities.

5. SYNERGY

Leveraging platform cross-selling provides an elevated level of synergy between existing and new business integrations.

6. SCALABILITY

Use of NV5's Shared Services delivers savings for newly acquired companies.

COMMON STOCK PERFORMANCE

Trading Data

NVEEU @ IPO = 1 COMMON SHARE & 1 WARRANT

\$6.00

(MAR 27, 2013)

MARKET CAP @ IPO

\$25.2M

(MAR 27, 2013)

Valuation Measures (Common Stock)

NV5 COMMON

\$131.99

(July 7, 2022)

MARKET CAP

\$2.0B

(March 1, 2022)

Net Gain

\$125.99

▶ **March 15, 2021**

\$150 million public offering accretively added ~1.6 million shares and working capital for acquisitions.

(Book-Running Manager: ROTH Capital Partners and BofA Merrill Lynch acted as joint book-running Managers)

▶ **December 20, 2018**

Received Senior Credit Facility from Bank of America for up to \$225 million

▶ **August 13, 2018**

\$100.3 million public offering accretively added ~1.3 million shares and working capital for acquisitions.

(Book-Running Manager: ROTH Capital Partners and BofA Merrill Lynch acted as joint book-running Managers)

▶ **May 18, 2016**

\$51.3 million public offering accretively added ~1.9 million shares and working capital for acquisitions.

(Book-Running Manager: ROTH Capital Partners;
▶ Co-Manager: Seaport Global Securities)

May 28, 2015

\$32.1 million public offering accretively added ~1.6 million shares and working capital for acquisitions.

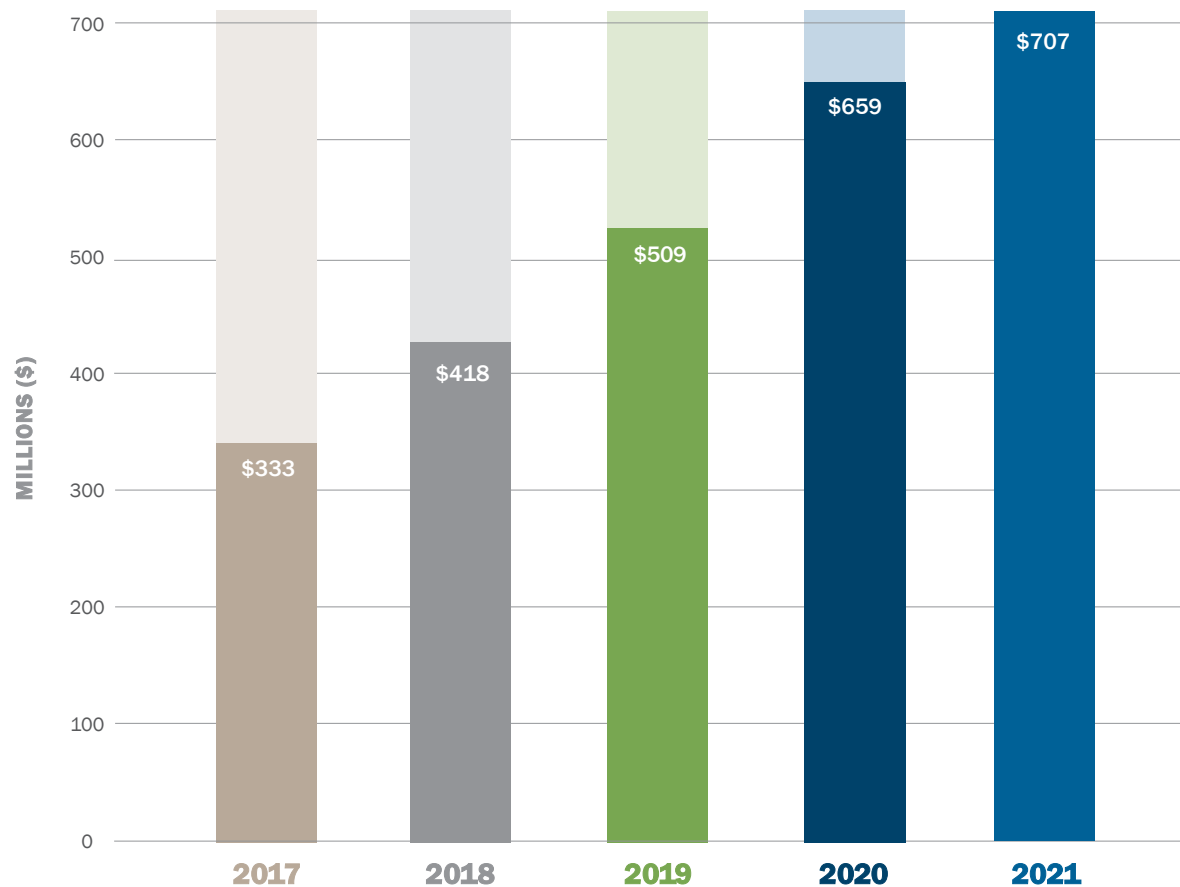
(Book-Running Manager: ROTH Capital Partners)

▶ **February 5, 2015**

Successful warrant redemption.

NV5 redeemed 99% of outstanding public warrants

REVENUE GROWTH & PROFITABILITY EXCEEDING INDUSTRY AVERAGE



▶ 2021 GROSS REVENUES

\$707 MILLION

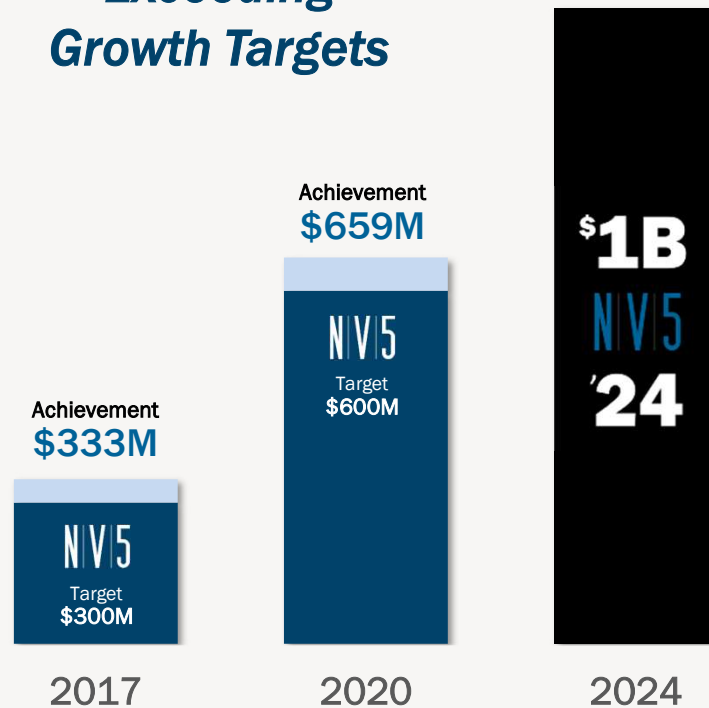
▶ 2021 ADJUSTED EBITDA MARGIN

18.8%

(On Gross Revenues)

CONSISTENT TRACK RECORD OF EXCEEDING GROWTH TARGETS

Consistent Track Record of **Exceeding Growth Targets**



\$1B Gross Revenue Run Rate
by End of 2024

- Higher Margins Driven by Platform Scalability
- Compliance, Technology & Engineering Model
- Target Continued Organic Growth
 1. Expand International Footprint
 2. Introduce New Services
 3. Support Domestic Platform
- Strategic Acquisition Approach
 1. Strengthen Core Verticals
 2. Expand High-Margin Technology & Compliance Services



NV5 INSIGHTS



NV5

WE CULTIVATE EQUITY PARTNERSHIPS

Partner

We promote NV5 share ownership deep within the organization.

Grow

We motivate acquired firms to organically grow all of our service offerings.

Engage

We stay in direct contact with key employees and offer direct access to ownership and leadership.



SUCCESSFUL COMPANIES CHOOSE NV5 FOR THEIR FUTURE



OPPORTUNITY

We are a Flat Organization
with Upward Mobility.



PARTNERS

A Firm of Inclusion: Our
Employees Succeed as Our
Firm Succeeds.

ENTREPRENEURIAL

Demonstrated Ability for
Continued Growth.



FINANCIAL SUCCESS

Proven Ability to
Achieve Well-Above
Industry Performance.



INDUSTRY OUTLOOK: DEMAND, STABILITY, CONTINUITY



DEMAND

Driven By Population Growth.



LONG-TERM INDUSTRY NEEDS

Resilient Industry.



CONTINUITY

Historic Financial Returns
Since NV5's Inception.

