

October 31 Housing Reporting

In accordance with Act 113 (2024)

Submitted by the Department for Children and Families

The Big Picture

(October 2024)



797

Number of households in the GA Emergency Housing Program as of 10/28/2024



3,458

Number of people from [2024 Point-in-Time Sheltered & Unsheltered Homelessness Count](#) that took place on 1/24/24



4,847

Number of individuals with completed assessments for [Vermont Coordinated Entry Dashboard](#) on 10/21/2024

Households By District

This is the current district data on all households in the GA Housing program as of 10/28/2024.

District Office	Rooms	Households	Adults	Children
Barre District Office	96	93	130	34
Bennington District Office	69	68	81	23
Brattleboro District Office	104	99	125	45
Burlington District Office	213	211	261	58
Hartford District Office	41	41	46	<12
Middlebury District Office	<12	<12	<12	<12
Morrisville District Office	<12	<12	12	<12
Newport District Office	12	12	13	<12
Rutland District Office	156	153	194	56
Springfield District Office	43	43	58	<12
St Albans District Office	47	47	55	<12
St Johnsbury District Office	15	15	20	<12
Total	813	797	1001	254

Eligibility Category of Households

This is the current eligibility data on all households in the GA Housing program as of 10/28/2024.

Approval Category	Count
Age 65+	50
Court Ordered/Constructive Eviction	25
Disabled (201G-VR)	190
Disabled (SSI/SSDI)	307
Domestic Violence	44
Families with Children	158
Pregnant	18
Natural Disaster	<12
Death of a Spouse, Domestic Partner or Minor Child	<12
Grand Total	797

Notes: The [range of individuals in SSI/SSDI](#) crosses a range of acuity and health challenge– it can be mental health, chronic health condition, or a physical disability. As of 3/15/2024, disability can be verified by a licensed medical professional and [Disability Variance Form](#) can be submitted.

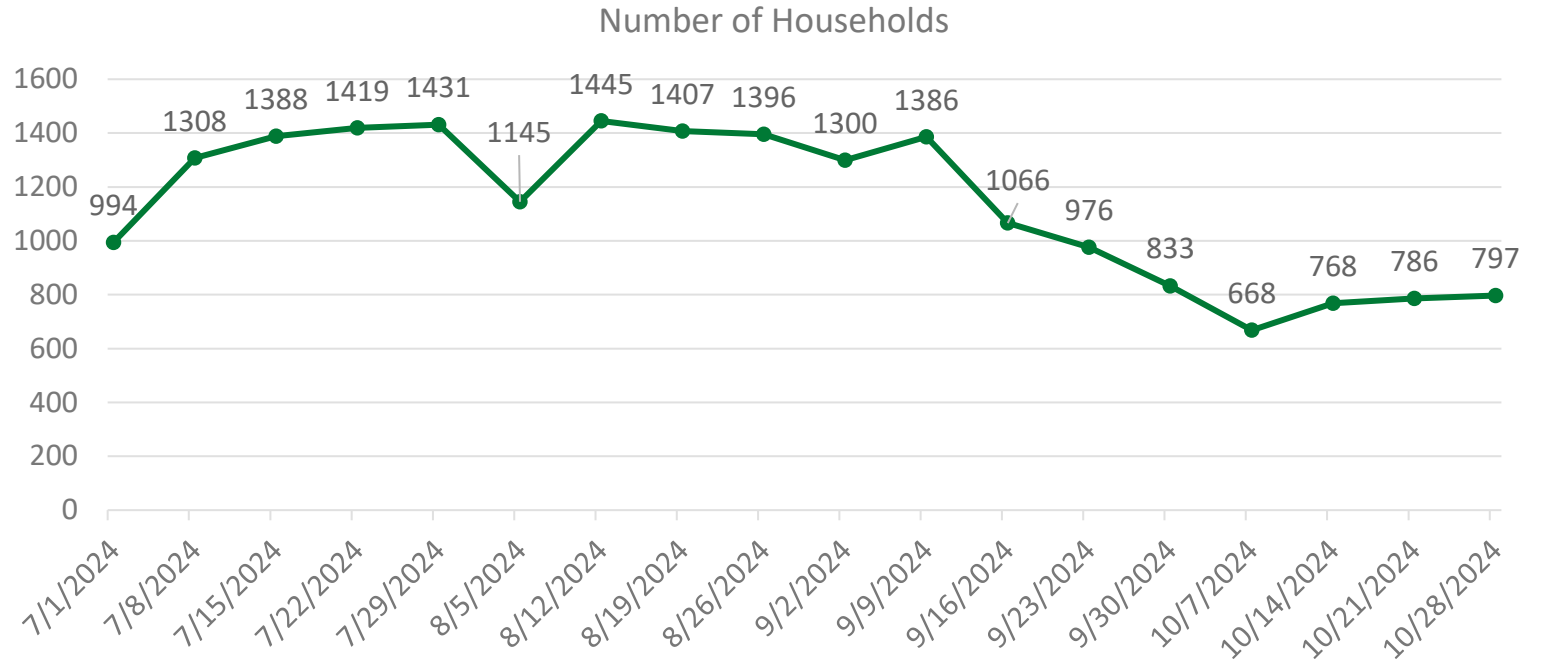
Act 113 Changes to the GA Housing Program

Act 113: "The utilization of hotel and motel rooms pursuant to this subdivision shall be capped at 1,100 rooms per night between September 15, 2024, through November 30, 2024, and between April 1, 2025, through June 30, 2025. (2) The maximum number of days that an eligible household receives emergency housing in a hotel or motel under this section, per 12-month period, shall not exceed 80 days."

The number of eligible households in September and October has started to decline due to 840 households have exhausted their 80 eligible days between 9/19/2024 and 10/28/2024.

Currently, it is estimated that approximately an additional 50 households will exhaust their 80 days by the middle of November.

Households eligible in July, August, September and October 2024



Administrative Procedures for Act 113

During times where the number of eligible households exceeds 90% of the 1,100 per night room cap, or 90% of hotel capacity during time periods when the 1,100 per night room cap is not in place, the department will use the following procedure for providing emergency housing assistance.

High Risk Households

Households with a member who:

- Is a child 19 years of age or under.
- Is pregnant.
- Is experiencing domestic violence, dating violence, sexual assault, stalking, human trafficking, hate violence, or other dangerous or life-threatening conditions related to violence against the individual that caused the household to lose its housing.
- Is 65 years of age or older.
- Is otherwise categorically eligible and includes a member who is 50 years of age or older.

Length of Authorization

- Granted in up-to 28-day increments.

Applying with ESD

- Can apply for emergency housing between the hours of 8am and 4:30pm Monday through Friday.
- Can reapply for housing up to 10 days in advance of the end date of their current authorization.

All Other Eligible Households

Length of Authorization

- Granted in up-to-4-day increments.

Applying with ESD

- Can apply for emergency housing between the hours of 12pm and 4:30pm Monday through Friday.
- Can reapply for housing on the day their current authorization ends.

Procedure is available online:

<https://dcf.vermont.gov/Addressing-and-Preventing-Unsheltered-Homelessness>

Act 113 Implementation

Unique Households Since 7/1/2024

Households	Adults	Children
2619	3235	1032

Housed Night of 10/28/2024

Households	Adults	Children
797	1001	254

Number of Households that reached 80 days

Date	Confirmed number of households
From 9/19/2024 To 10/28/2024	840

Screening and Case Management

- The Office of Economic Opportunity (OEO), Field Services, Blueprint Program and Vermont Chronic Care Initiative (VCCI) are working together to help identify people who have had a Coordinated Entry assessment who need connections to other services and/or a team-based care approach to their care. The Coordinated Entry assessment assesses health and social needs in addition to housing needs. This information will be used to identify needs and referrals to services, resources, and/or Team Based Care. The Department of Aging, Disabilities and Independent Living and Department of Mental Health are also consulted on a regular basis for connections to their programs and resources for eligible Vermonters, including the new iCARE skilled nursing facility in Bennington.
- The updated Coordinated Entry Assessment will have an integrated Vermont Team Based Care referral processes for those who need and want a team-based approach to their health and social health needs.
- Each region has community health teams and Adult Local Interagency teams that can be resources to help people connect to team-based care. We have also developed escalation pathways for these teams for complex cases the local providers struggle to resolve through a multi-department Triage Team and Adult State Interagency Team.
- Each region is also engaged in a Team Based Care Learning Collaborative led by the Blueprint Program Managers, Field Directors and an expert technical assistance coach to improve each regions approach and workflows in relation to Team Based Care. The teams have identified regional improvement projects they will be working on over the next several months to enhance local Team Based Care processes.

Subpopulations Enrolled in Coordinated Entry September 2024

CE Subpopulations by Region

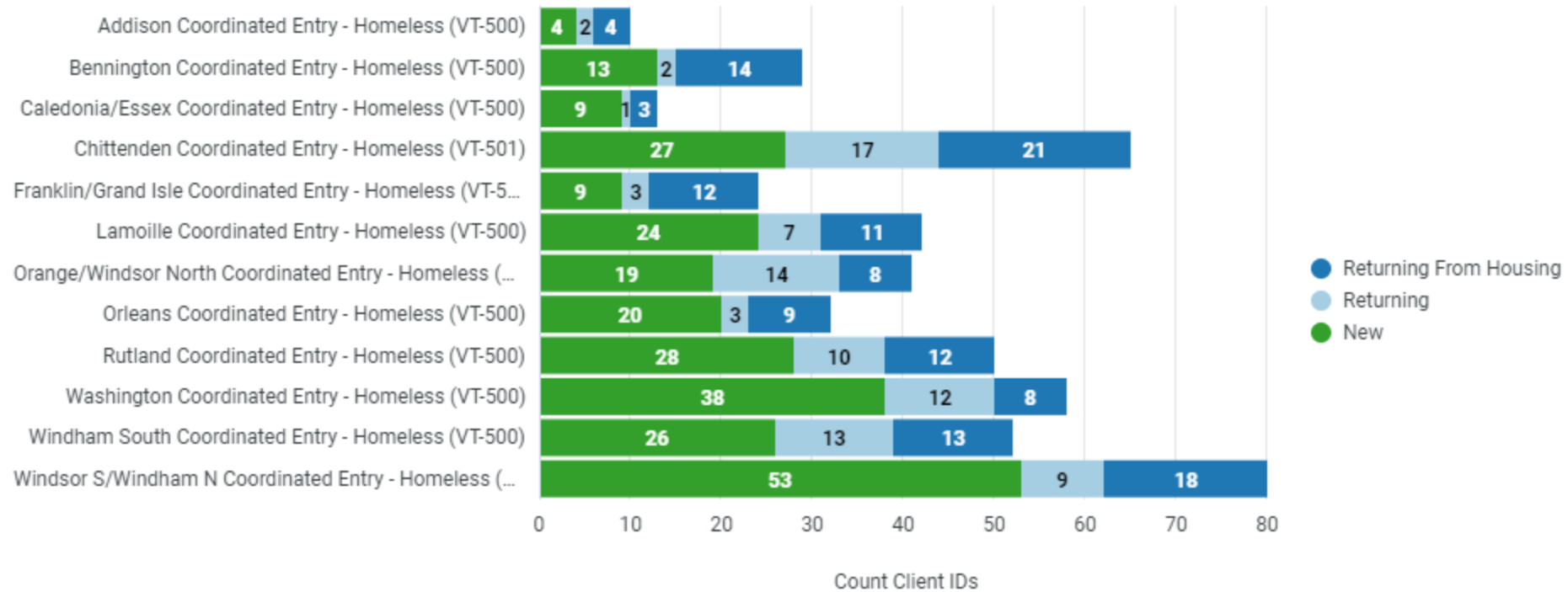
Name	Count Client IDs	Count of Household ID	Number of Veteran Clients	Number of Clients in Chronic Households	Number of Clients in Youth (24-) Households
Addison Coordinated En...	124	81	1	22	9
Bennington Coordinated...	380	214	11	75	31
Caledonia/Essex Coordi...	136	89	1	9	13
Chittenden Coordinated ...	910	720	16	173	65
Franklin/Grand Isle Coor...	288	179	8	23	25
Lamoille Coordinated E...	272	151	3	22	28
Orange/Windsor North ...	376	256	24	72	26
Orleans Coordinated Ent...	128	66	1	15	14
Rutland Coordinated Ent...	781	482	16	201	46
Washington Coordinate...	1,021	641	36	142	68
Windham South Coordin...	651	457	12	138	47
Windsor S/Windham N ...	381	195	6	41	50

This table shows the number of clients enrolled in Coordinated Entry during the past month, the number of households those clients were in, the number of clients that were veterans, the number of clients that were in chronically homeless households (as defined [here.](#)), and the number of clients in a household where the head of household was 24 years of age or under, broken down by the local housing coalitions throughout Vermont.

Source: <https://icalliances.org/vermont-coordinated-entry-dashboard>

New and Returning Enrollments by Region September 2024

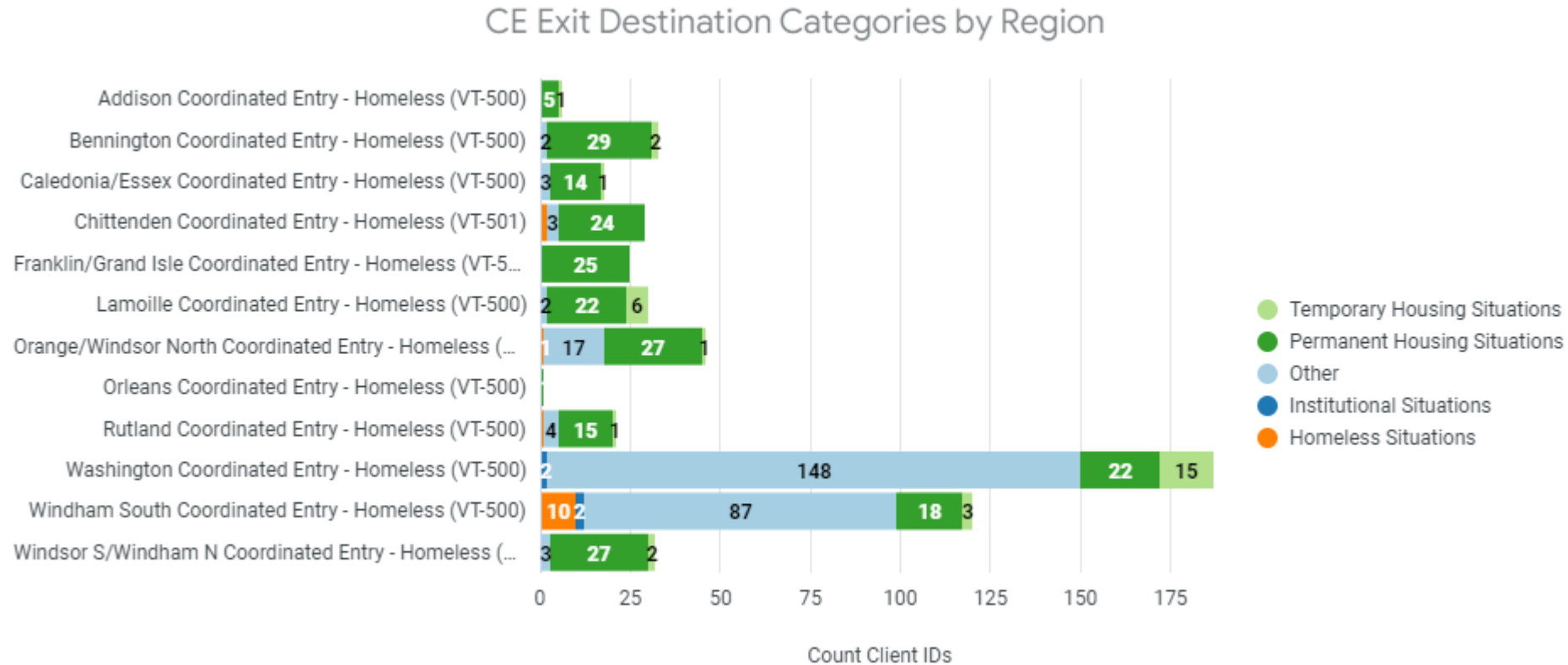
CE New and Returning Enrollments by Region



This chart categorizes clients that have entered CE in the past complete month into “Returning From Housing” (Clients that had an exit in HMIS to a permanent destination prior to enrolling in CE), “Returning” (Clients that had an exit in HMIS to a non-permanent destination prior to enrolling in CE), and “New” (Clients that had no exit in HMIS prior to enrolling in CE), broken down by the local housing coalitions throughout Vermont.

Source: <https://icalliances.org/vermont-coordinated-entry-dashboard>

CE Exit Destination by Region September 2024



This chart breaks down the Exit Destinations of clients leaving CE in the past complete month into categories described in [Appendix A of the HMIS Data Standards](#), broken down by the local housing coalitions throughout Vermont. Source: <https://icalliances.org/vermont-coordinated-entry-dashboard>

Housing Opportunity Grant Program (HOP) Status Update

New base funding for HOP grants was prioritized for emergency shelter expansion, including the preservation of shelter capacity created with one-time funding in State Fiscal Year (SFY) 24) and increased capacity in SFY25.

The **Annual HOP Award Summary** is available at <https://dcf.vermont.gov/oeo/resources/awards>.

Appropriations

Funding Bucket	Total	Obligated*	Unobligated Balance	Unobligated Project Proposals (estimates)**	Remaining Balance
One-Time funds Act 113 Sec. B.1102 (b)(9)	\$10,000,000	\$10,000,000	\$0	\$0	\$0
HOP Base****	\$27,942,422	\$26,257,070	\$1,685,352	\$1,475,037	\$210,325
Pandemic-Era Hotel Program Transition One-Time funding Act 78 Sec. 123 (c)	\$10,000,00	\$7,023,067	\$2,976,933	\$2,976,933	\$0

*Award Notice Issued

**Potential Awards (includes projects in development in previous slides, but prior to award notification - may increase/decrease)

**** Includes General and Federal Funds, including some competitive HUD funds

Eligibility and contact information, and links to documents and resources can be found at the DCF website.

Resources

<https://dcf.vermont.gov/Addressing-and-Preventing-Unsheltered-Homelessness>

Emergency Shelter Capacity

County	Total Current Household Capacity	Additional Projects in Development
Addison	62	
Bennington	31	
Caledonia	35	
Chittenden	147	Williston Shelter open & two seasonal shelters anticipated to open in December/January depending on acquisition and construction
Franklin	25	Two new shelters anticipated to open in Winter (DV/SV & Youth)
Lamoille	28	
Orleans	7	
Rutland	20	
Washington	114	Seasonal shelter now open & Waterbury Shelter
Windham	68	Expanded seasonal capacity anticipated to open in November
Windsor	40	Expanded apartment capacity anticipated to open in November; new seasonal shelter anticipated to open in December
Grand Total	577	

SFY 2025 Monthly Hotel Authorizations*

Data as of 10/16/2024

Month	Payment Authorizations
July 2024	\$3,266,717
August 2024	\$3,315,406
September 2024	\$2,766,232
October 2024	\$1,465,504
November 2024	
December 2024	
January 2025	
February 2025	
March 2025	
April 2025	
May 2025	
June 2025	
TOTAL	\$10,813,859**

*Prior month authorizations will adjust throughout the year as data corrections are made.

**Spending represents the cost of hotel rooms, not including admin and security expenses.

Residential Capacity

- As of October 8, **154** Residential Mental Health Treatment beds with **2** currently available.
- As of October 8, **63** Mental Health Intensive Residential Treatment beds with **6** currently available.
- As of October 22, **96** Recovery Housing beds with **10** currently available.
- As of October 28, **243** Department of Corrections (DOC) Transitional Housing beds with **6** currently available.
- As of October 25, **2,871** Skilled Nursing Facility beds with **263** currently available.