

PROVYLY

PROVOKE POSSIBILITIES

*Innovative Payment Platform-as-a-Service
Redefining Global Payment Solutions*





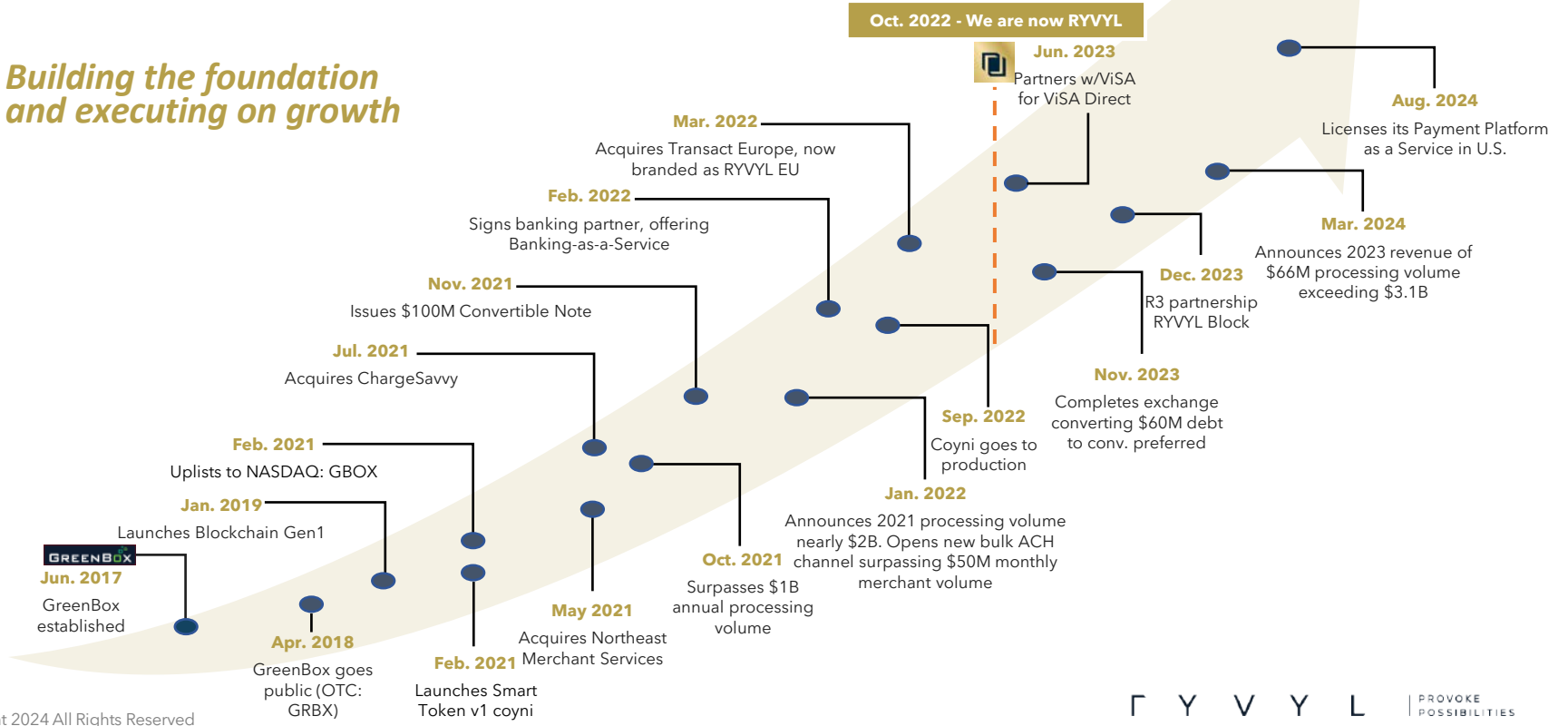
Forward Looking Statements

This presentation contains forward-looking statements within the meaning of Section 27A of the Securities Act of 1933, as amended and Section 21E of the Securities Exchange Act of 1934, as amended. All forward-looking statements are inherently uncertain as they are based on current expectations and assumptions concerning future events or future performance of the Company. Readers are cautioned not to place undue reliance on these forward-looking statements, which are only predictions and speak only as of the date hereof. In evaluating such statements, prospective investors should review carefully various risks and uncertainties identified in this release and matters set forth in the Company's SEC filings. These risks and uncertainties could cause the Company's actual results to differ materially from those indicated in the forward-looking statements.



Company Milestones

Building the foundation and executing on growth



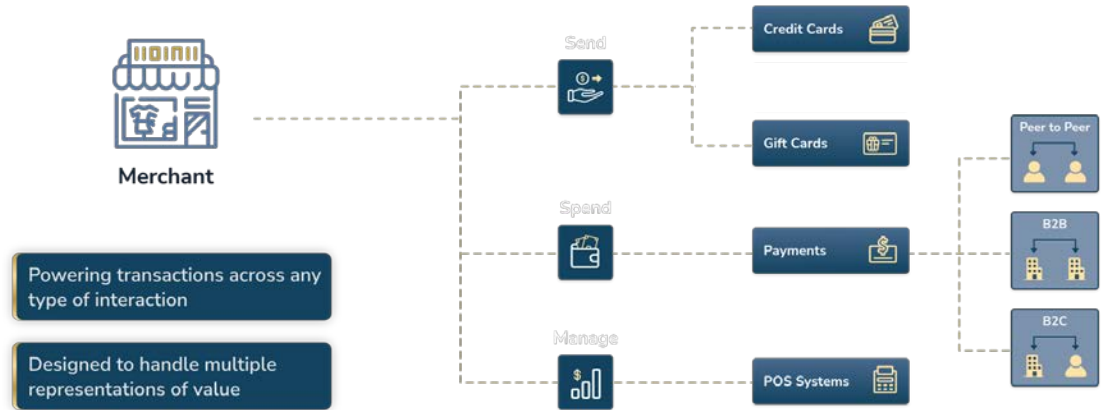


RYVYL: Payment Technology Made Simple

Enabling Intuitive, Secure, & Compliant Payments

Comprehensive, scalable and adaptable Payment Platform as a Service (PPaaS)

- **Trusted** environment for **cross-border** and **regulatory transactions**
- Intuitive interface **simplifying complex financial transactions**
- Catering to **diverse needs** of ever-evolving **global market**



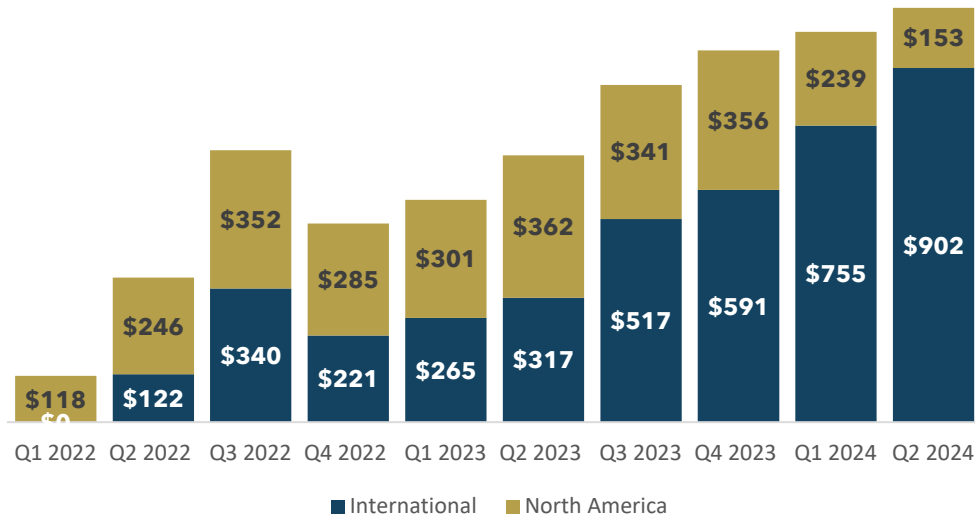


Providing Payment Infrastructure to Underserved Markets

Enabling businesses in both high-margin and low-risk markets, yielding higher blended fees and stronger margins than traditional payment processing


- 10+** banking partners
- 20+** currencies
- 2,000+** merchants
- 50+** countries & remote territories

Transaction Volume \$Millions





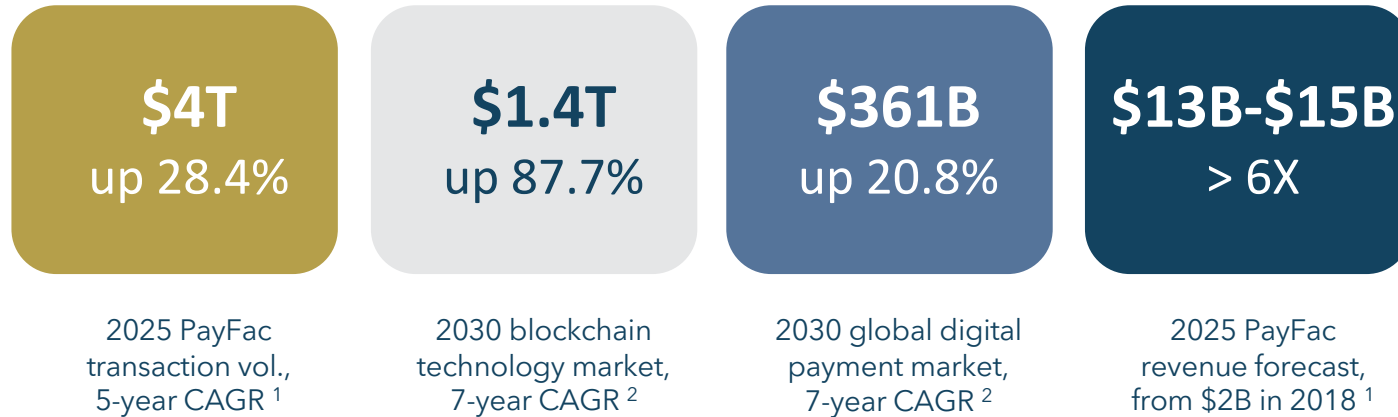
Investment Rationale

| | | | | | |
|---|--|--|--|---|--|
| <p>Large, fast-growing digital payment market</p> <p>\$4T PayFac gross transaction vol. in 2025</p> | <p>Proprietary technology + blockchain</p> <p>Reliable, Secure, Scalable</p> | <p>Valuable partnerships + ISO sales model</p> <p></p> | <p>Robust solutions for underserved verticals</p> <p>Payment Platform as a Service (PPaaS)</p> | <p>Diversifying, high-margin revenue</p> <p>40% gross margin target</p> | <p>Licensing leverages infrastructure</p> <p>Private Label</p> <p>White Label</p> |
|---|--|--|--|---|--|



Capturing Growing Share of Massive TAM

Benefiting from evolving market & trends in governments, small-to-mid size banks and technology



2025 PayFac transaction vol., 5-year CAGR ¹

2030 blockchain technology market, 7-year CAGR ²

2030 global digital payment market, 7-year CAGR ²

2025 PayFac revenue forecast, from \$2B in 2018 ¹

1. Payment Facilitator Global Opportunity Analysis and Industry Forecast, 2018-2025) <https://infincept.com/payment-facilitator/archive/payment-facilitators-expected-to-see-15-billion-in-transaction-revenue-by-2025-industry-forecast/>

2 (<https://www.grandviewresearch.com/industry-analysis/digital-payment-solutions-market>)

3 S.3571 - Banking for All Act

© Copyright 2024 All Rights Reserved



Proprietary Technology Ensuring Verified, Secure & Recorded Transactions

RYVYL's unique blockchain ledger and smart contract technologies create seamless payment processing solutions using digital encryption keys to verify, secure and record details of each transaction conducted within RYVYL's ecosystem.

Trusted



SOC compliant
tokenized blockchain
payment solutions

Secure



Revolutionizing cashless
transactions with blockchain
and token technology.

Innovative



New approaches to
payment processing



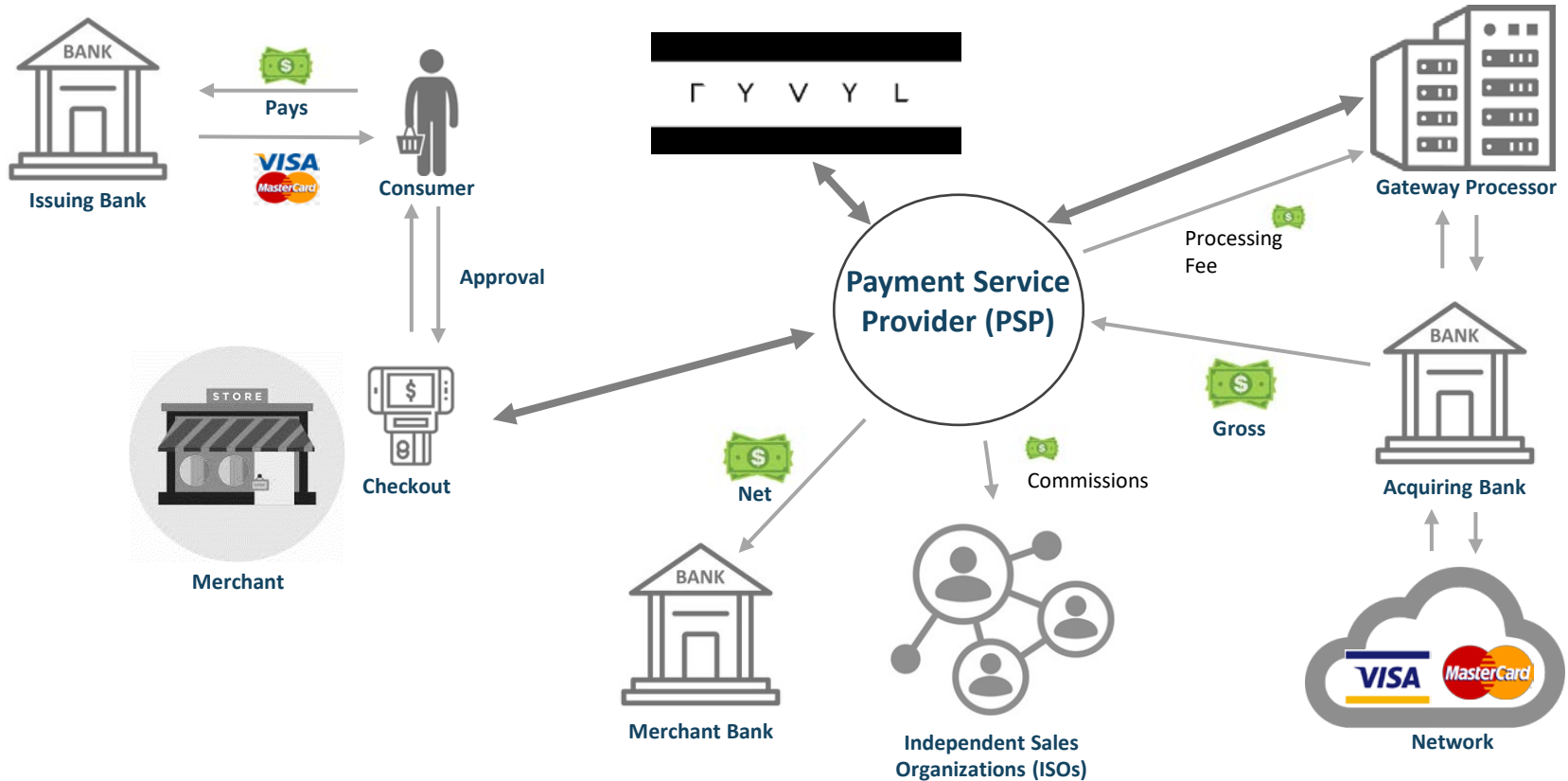
Growing Revenue with Robust Product Portfolio

Payment Platform as a Service

| Issuing | Acquiring | Banking | Licensing |
|---|---|---|--|
| <ul style="list-style-type: none">• e-Wallets• Prepaid Debt Cards• Gift Cards | <ul style="list-style-type: none">• Merchant Acquiring• POS Solutions• e-Commerce• Real-time Data• IBANs• PayFac-PFaaS• coyni Business APIs | <ul style="list-style-type: none">• Banking-as-a-Service• ACH• Tribal Lending• Payment Remittances• FX Conversion | <ul style="list-style-type: none">• Pursuing both private and white label opportunities• NEMS Core will be offered for white label licensing• RYVYL Fabric |



Payment-platform-as-a-service solutions (PPaaS)





Extending Reach, Expanding Globally

Independent Sales (ISOs)

Several 100 relationships:

- Scaling sales
- Targeting high-margin business
- Boosting growth rate
- Managing risk
- Leveraging infrastructure

Valuable Partners



VISA Direct

Currently live in 5 of the 80 countries authorized, and, in acquiring, now processing in 150 countries



Providing RYVYL Fabric, a scalable Blockchain-as-a-Service platform


intercash

Co-branded debit cards



RYVYL Fabric Simplifies and Fast-tracks Blockchain Deployment

Integrated with Corda and Hyperledger



BackOffice Platform

Easily add and incorporate new clients to the Blockchain using the RYVYL Fabric BackOffice desktop platform.





Accessible APIs

Unique APIs to quickly and simply implement into your business


APIs Include:


- Create nodes
- Create account + wallets
- Issue tokens
- Transfer tokens
- Retire tokens
- Check balances
- Transaction queries



API Documentation

A streamlined developer experience with access to ReadMe API documentation on how to easily implement APIs via collections framework.





Customer Support

Top-notch customer support, ensuring clients' success in getting their business up and running





Unique Selling Proposition

Next generation technology platforms with no barriers to scalability

| Revolutionary Blockchain Integration | Global Compliance, Local Convenience | Adaptive and Future-Ready | All-In-One Payment Solution | Unparalleled Customer Experience |
|---|---|--|---|--|
| <ul style="list-style-type: none">• Pioneering blockchain• Security & transparency• Impervious to fraud• Trust & reliability | <ul style="list-style-type: none">• Navigates complex global financial regulations• Great UX• Compliance & simplicity enable easy international expansion | <ul style="list-style-type: none">• Payment platform• Forward-looking financial partner• Platform evolving ahead of technological advancements and market trends | <ul style="list-style-type: none">• Scalable and versatile platform for small startups to large enterprises• Cross-border transactions, multi-currency dealings, or diverse payment modes - one-stop for all payment needs | <ul style="list-style-type: none">• Commitment to customer satisfaction• Processing payments• Seamless, intuitive user experience with robust customer support |



Recurring, High-Margin Revenue

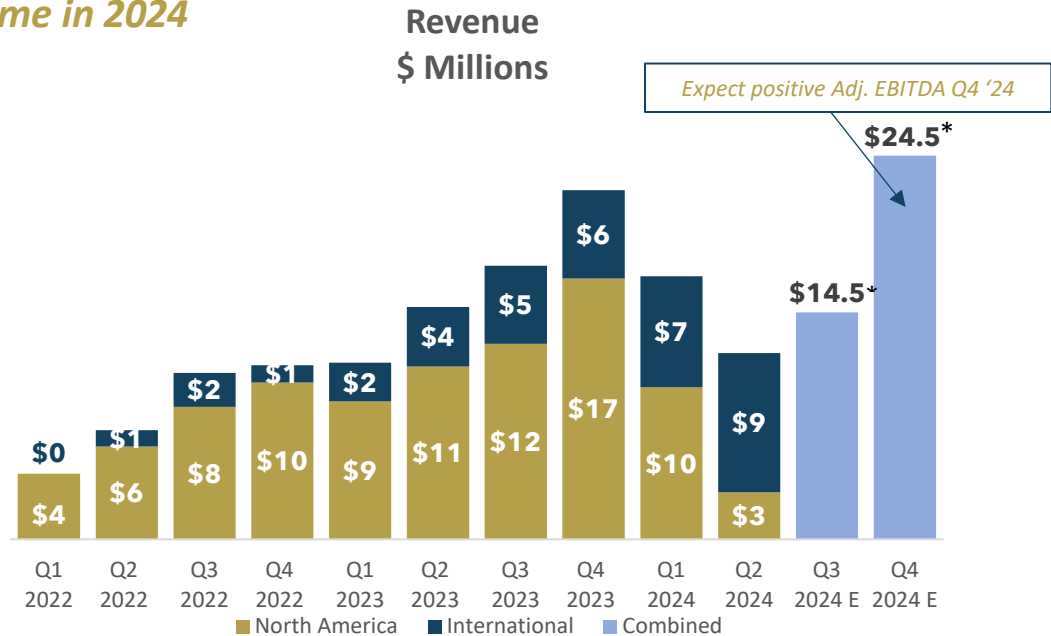
Expect over \$4B in transactions volume in 2024

Cash at 6/30/24

- \$75.2M restricted
- \$ 6.4M unrestricted

Capital Structure (6/30/2024)

- \$55M preferred stock
- \$20M debt
- 6.7M common shares



*Represents mid-points of revenue guidance
 Q3 2024 \$14-15M; Full Year 2024: \$65M-\$70M



Targeting Growth: Long-term Operating Model

Diversifying revenue and increasing volume of lower risk business

| | 2022 Actual | 2023 Actual | 2024 Guidance¹ |
|-------------------------------|----------------------------|--------------------------|---|
| Business Volume | \$1.9B | \$3.1B | >\$4.0B |
| Revenue Growth | \$32.9M 25% | \$65.9M 100% | \$65M - \$70M 2%² |
| Gross Margin | \$16.1M 49% | \$25.8M 39% | 40% |
| Adj. EBITDA Margin | \$(14.4)M (44)% | \$(3.9)M (6)% | Positive \$ Q4 Positive % Q4 |

¹ As of August 13, 2024

² Mid-point of range



Driving Long-term Growth

1

Build & sustain market leadership in the acquiring business

2

Excel in global PPaaS and international payments business

3

Diversify and enter new verticals

4

Innovate, license technology & acquire complementary platforms

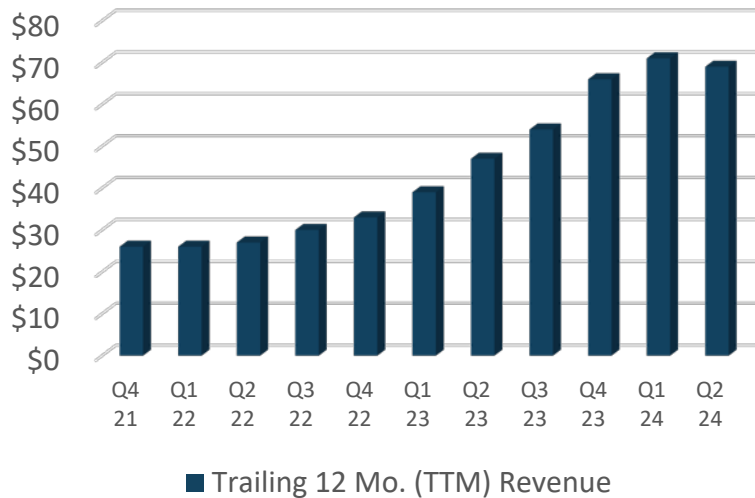
5

Expand presence in Europe and beyond

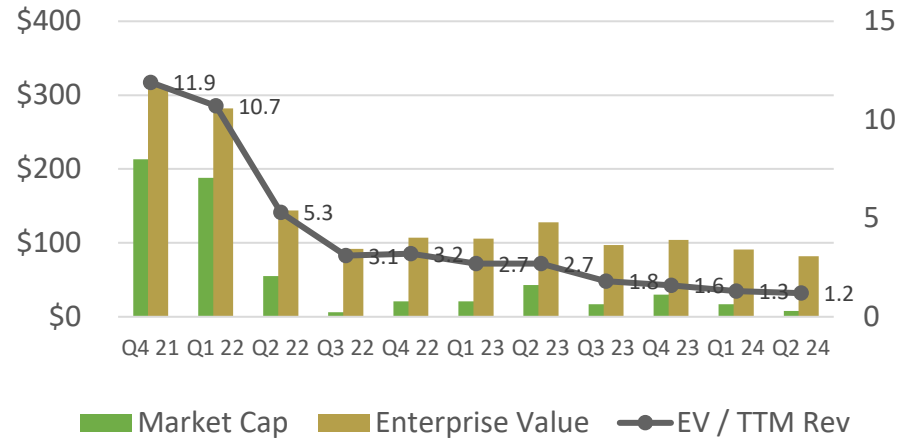


Valuation (as of August 29, 2024)

TTM Revenue (\$ Millions)



Enterprise Value, Market Cap, and EV/Rev. (\$ Millions)



RYYVL forward EV/revenue valuation: 1.2X 2024 revenue guidance of \$65-70M

RYYVL EV definition: \$8M Market Cap (@\$1.10/share) + \$55M Preferred Stock + \$19M Debt = \$82M, as of August 29, 2024



We Wish to Hear From You

RYVYL

Ben Errez, Chairman/Co-Founder
George Oliva, CFO
3131 Camino Del Rio N, Suite 1400
San Diego, CA 92108

INVESTOR RELATIONS

David Barnard, SVP
LHA IR, a division of Alliance Advisors
415-433-3777
RYVYL@lhai.com



Appendix




Segment Reporting – Full Year

| | 2023 (\$ Thousands) | 2022 (\$ Thousands) |
|--------------------------------------|-------------------------------|-------------------------------|
| Revenue | | |
| North America | \$ 48,938 | \$ 28,613 |
| International | 16,931 | 4,296 |
| Total revenue | <u>\$ 65,869</u> | <u>\$ 32,909</u> |
| Income (loss) from operations | | |
| North America | \$ (14,121) | \$ (36,517) |
| International | 1,819 | (1,321) |
| Total income (loss) from operations | <u>\$ (12,302)</u> | <u>\$ (37,838)</u> |
| Depreciation and amortization | | |
| North America | \$ 1,907 | \$ 19,938 |
| International | 646 | 979 |
| Total depreciation and amortization | <u>\$ 2,553</u> | <u>\$ 20,917</u> |
| Net income (loss) | | |
| North America | \$ (54,170) | \$ (47,969) |
| International | 1,069 | (1,267) |
| Total net income (loss) | <u>\$ (53,101)</u> | <u>\$ (49,236)</u> |



Segment Reporting – Q2 2024 vs. Q2 2023

| | Q2 2024 (\$ Thousands) | Q2 2023 (\$ Thousands) |
|--------------------------------------|---------------------------|---------------------------|
| Revenue | | |
| North America | \$ 2,972 | \$ 11,039 |
| International | 8,928 | 3,810 |
| Total revenue | <u>\$ 11,900</u> | <u>\$ 14,849</u> |
| Income (loss) from operations | | |
| North America | \$ (13,343) | \$ (3,858) |
| International | 2,454 | 331 |
| Total income (loss) from operations | <u>\$ (10,890)</u> | <u>\$ (3,528)</u> |
| Depreciation and amortization | | |
| North America | \$ 507 | \$ 461 |
| International | 71 | 162 |
| Total depreciation and amortization | <u>\$ 578</u> | <u>\$ 623</u> |
| Net income (loss) | | |
| North America | \$ (14,448) | \$ (12,409) |
| International | 2,337 | 403 |
| Total net income (loss) | <u>\$ (12,111)</u> | <u>\$ (12,005)</u> |



RYVYL LEADERSHIP TEAM



Ben Errez

Chariman & Co- Founder



Fredi Nisan

CEO & Co- Founder



George Oliva

Chief Financial Officer



Dan Nusinovich

VP of Product




Pavani Ponnala

VP of Engineering



Zack Krischer

VP of Legal



Vivian Estrada

Director of Human Resources