

 SEPTA Service Planning Department

SEPTA ROUTE STATISTICS 2022



Photo: JDBrown

SYSTEM ROUTE LISTING

Route	Origin-Destination	District	County
BSL	NRG Station to Fern Rock Transportation Center	High Speed	Philadelphia
MFL	Frankford Transportation Center to 69th Street Transportation Center	High Speed	Delaware, Philadelphia
NHSL	Norristown Transportation Center to 69th Street Transportation Center	Victory	Delaware, Montgomery
Blvd Dir	Boulevard Direct	Comly	Philadelphia, Bucks
G	Overbrook and Lankenau Medical Center to Columbus Commons or Food Distribution Center	Southern	Philadelphia, Montgomery
H	Broad-Erie to Cheltenham-Ogontz	Midvale	Philadelphia, Montgomery
J	Cheltenham-Ogontz to Richmond-Orthodox	Frankford	Philadelphia
K	Ridge-Midvale to Arrott Transportation Center	Frankford	Philadelphia
L	Erdenheim or Plymouth Meeting Mall to Olney Transportation Center	Midvale	Philadelphia, Montgomery
LUCY	Loop Through University City	Contract Ops	Philadelphia
R	Henry-Midvale and Wissahickon Transportation Center to Frankford Transportation Center	Frankford	Philadelphia
XH	Broad-Erie to Cheltenham-Ogontz	Midvale	Philadelphia, Montgomery
1	Parx Casino to 54th-City	Comly & Frankford	Philadelphia, Bucks, Montgomery
2	20th-Johnston to Pulaski-Hunting Park or Wayne Junction	Midvale & Southern	Philadelphia
3	33rd-Cecil B. Moore to Frankford Transportation Center	Frankford	Philadelphia
4	Broad-Pattison to Fern Rock Transportation Center	Midvale & Southern	Philadelphia
5	Front-Market to Frankford Transportation Center	Frankford	Philadelphia
6	Cheltenham-Ogontz to Olney Transportation Center	Allegheny	Philadelphia, Montgomery
7	Pier 70 to 33rd-Dauphin	Southern	Philadelphia
8	Olney Transportation Center to Frankford Transportation Center	Frankford	Philadelphia
9	4th-Walnut to Andorra	Allegheny	Philadelphia
10	13th-Market to 63rd-Malvern	Callowhill	Philadelphia
11	13th-Market to Darby Transportation Center	Elmwood	Philadelphia, Delaware
12	Columbus-Dock to 50th-Woodland	Southern	Philadelphia
13	13th-Market to Yeadon and Darby Transportation Center	Elmwood	Philadelphia, Delaware
14	Oxford Valley and Neshaminy Malls to Frankford Transportation Center	Comly	Philadelphia, Bucks
15	63rd-Girard to Richmond-Westmoreland	Callowhill	Philadelphia
16	City Hall to Cheltenham-Ogontz	Midvale	Philadelphia, Montgomery
17	Penn's Landing to 20th-Johnston and Broad-Pattison	Southern	Philadelphia
18	Fox Chase to Cedarbrook Plaza	Midvale	Philadelphia, Montgomery
19	Torresdale Station to Frankford Transportation Center	Comly & Frankford	Philadelphia
20	Philadelphia Mills to Frankford Transportation Center	Comly	Philadelphia, Bucks
21	Penn's Landing to 69th Street Transportation Center	Callowhill	Philadelphia, Delaware
22	Warminster and Willow Grove to Olney Transportation Center	Midvale	Philadelphia, Bucks, Montgomery
23	Center City to Chestnut Hill	Midvale	Philadelphia
24	Southampton and Rockledge to Frankford Transportation Center	Comly	Philadelphia, Bucks, Montgomery
25	Columbus Commons to Frankford Transportation Center	Frankford	Philadelphia
26	Cheltenham Av Station to Frankford Transportation Center	Midvale	Philadelphia
27	Broad-Carpenter to Plymouth Meeting Mall	Allegheny	Philadelphia, Montgomery
28	Torresdale-Cottman to Fern Rock Transportation Center	Comly	Philadelphia, Montgomery
29	Pier 70 to 33rd-Dickinson	Southern	Philadelphia
30	Gray 30th Street Station to 69th Street Transportation Center	Callowhill	Philadelphia, Delaware
31	City Hall to 76th-City	Callowhill	Philadelphia
32	Broad-Carpenter to Ridge-Lyceum	Midvale	Philadelphia
33	Penn's Landing to 23rd-Venango	Allegheny	Philadelphia
34	13th-Market to 61st-Baltimore	Elmwood	Philadelphia
35	Manayunk Roxborough Loop	Midvale	Philadelphia
36	13th-Market to 80th-Eastwick	Elmwood	Philadelphia
37	Broad-Snyder to Chester Transportation Center	Southern	Philadelphia, Delaware
38	5th-Market to Wissahickon Transportation Center	Callowhill	Philadelphia
39	Richmond-Cumberland to 33rd-Dauphin	Midvale	Philadelphia
40	2nd-Lombard to Conshohocken-Monument	Callowhill	Philadelphia
42	Penn's Landing to Wycombe or 61st-Pine	Callowhill	Philadelphia, Delaware
43	Richmond-Cumberland to 50th-Parkside	Callowhill	Philadelphia
44	5th-Market to Ardmore	Callowhill	Philadelphia, Montgomery
45	Broad-Oregon to Center City	Southern	Philadelphia
46	58th-Baltimore to 63rd-Malvern	Callowhill	Philadelphia
47	Whitman Plaza to 5th-Godfrey	Midvale & Southern	Philadelphia
47M	Whitman Plaza to 7th-Spring Garden via 9th St	Southern	Philadelphia
48	Front-Market to 27th-Allegheny	Allegheny	Philadelphia
49	33rd-Dauphin to 29th-Snyder	Allegheny	Philadelphia
50	Parx Casino via Philadelphia Mills to Frankford Transportation Center	Comly	Philadelphia, Bucks
52	49th-Woodland to 54th-City or 50th-Parkside	Callowhill	Philadelphia, Montgomery
53	Wayne-Carpenter to Broad-Hunting Park or G-Hunting Park	Midvale	Philadelphia
54	Richmond-Cambria to 33rd-Dauphin	Allegheny	Philadelphia
55	Doylestown and Willow Grove to Olney Transportation Center	Midvale	Philadelphia, Bucks, Montgomery

SYSTEM ROUTE LISTING

Route	Origin-Destination	District	County
56	23rd-Venango and Bakers Centre to Torresdale-Cottman	Midvale	Philadelphia
57	Whitman Plaza to Rising Sun-Olney or Fern Rock Transportation Center	Midvale & <i>Southern</i>	Philadelphia, Montgomery
58	Neshaminy Mall and Somerton to Frankford Transportation Center	Comly	Philadelphia, Bucks
59	Castor-Bustleton to Arrott Transportation Center	Frankford	Philadelphia
60	35th-Allegheny to Richmond-Westmoreland	Allegheny	Philadelphia
61	9th-Market to Manayunk	Midvale	Philadelphia
62	9th-Market to Andorra (LTD WK)	Midvale	Philadelphia
64	50th-Parkside to Pier 70	Southern	Philadelphia
65	Germantown-Chelten to 69th Street Transportation Center	Callowhill	Philadelphia, Delaware, Montgomery
66	Frankford-Knights to Frankford Transportation Center	Frankford	Philadelphia
67	Philadelphia Mills and Bustleton to Frankford Transportation Center	<i>Comly & Frankford</i>	Philadelphia
68	South Philadelphia to UPS or 69th Street Transportation Center	Southern	Philadelphia, Delaware
70	Frankford-Gregg and Torresdale-Cottman to Fern Rock Transportation Center	Comly	Philadelphia, Montgomery
73	Richmond-Westmoreland to Frankford Transportation Center	Frankford	Philadelphia
75	Wayne Junction to Arrott Transportation Center	Frankford	Philadelphia
77	Roosevelt-St Vincent to Chestnut Hill	Midvale	Philadelphia, Montgomery
78	Express Cornwells Heights to Center City (LTD WK)	Comly	Philadelphia, Bucks
79	Columbus Commons to 29th-Snyder	Southern	Philadelphia
80	Express Horsham to Olney Transportation Center (LTD WK)	Midvale	Philadelphia, Montgomery
84	Bustleton-County Line and Philadelphia Mills to Frankford Transportation Center	Comly	Philadelphia, Bucks
88	Bethayres and Holme-Pennypack to Frankford Transportation Center	<i>Comly & Frankford</i>	Philadelphia, Montgomery
89	Front-Dauphin to Arrott Transportation Center	Midvale	Philadelphia
90	Plymouth Meeting Mall to Norristown Transportation Center	Frontier	Montgomery
91	Graterford to Norristown Transportation Center (SAT ONLY) (SUSPENDED)	Frontier	Montgomery
92	West Chester Transportation Center to King of Prussia	Frontier	Chester, Montgomery
93	Pottstown to Norristown Transportation Center	Frontier	Montgomery
94	Montgomery Mall to Chestnut Hill	Frontier	Montgomery, Philadelphia
95	Gulph Mills to Willow Grove Park Mall	Frontier	Montgomery
96	Lansdale to Norristown Transportation Center	Frontier	Montgomery
97	Chestnut Hill to Norristown Transportation Center	Frontier	Philadelphia, Montgomery
98	Blue Bell or Plymouth Meeting Mall to Norristown Transportation Center	Frontier	Montgomery
99	Phoenixville to Norristown Transportation Center	Frontier	Montgomery, Chester
101	Media to 69th Street Transportation Center	Victory	Delaware
102	Sharon Hill to 69th Street Transportation Center	Victory	Delaware
103	Ardmore to 69th Street Transportation Center	Victory	Delaware, Montgomery, Philadelphia
104	West Chester University to 69th Street Transportation Center	Victory	Delaware, Chester
105	Rosemont to 69th Street Transportation Center	Victory	Delaware, Montgomery, Philadelphia
106	Paoli to 69th Street Transportation Center	Victory	Chester, Delaware, Montgomery, Philadelphia
107	Lawrence Park to 69th Street Transportation Center	Victory	Delaware
108	Airport and Airport Business Center to 69th Street Transportation Center	Victory	Philadelphia, Delaware
109	Chester Transportation Center to 69th Street Transportation Center	Victory	Delaware
110	Penn State and Springfield Mall to 69th Street Transportation Center	Victory	Delaware
111	Chadds Ford and Penn State to 69th Street Transportation Center	Victory	Delaware
112	Delaware County Community College to 69th Street Transportation Center	Victory	Delaware
113	Northtowne Plaza and Darby T. C. to 69th Street Transportation Center	Victory	Delaware, New Castle (DE)
114	Penn State and I-95 Industrial Park to Darby Transportation Center	Victory	Delaware
115	Delaware County Community College to Airport	Victory	Delaware, Philadelphia
117	Penn State to I-95 Industrial Park	Victory	Delaware
118	Newtown Square to Chester Transportation Center	Victory	Delaware
119	Cheyney University to Chester Transportation Center	Victory	Delaware, Chester
120	Cheyney University to 69th Street Transportation Center	Victory	Delaware, Chester
123	King of Prussia to 69th Street Transportation Center	Victory	Delaware, Montgomery
124	Chesterbrook and King of Prussia to 13th-Market	Frontier	Philadelphia, Montgomery, Chester
125	Valley Forge and King of Prussia to 13th-Market	Victory	Philadelphia, Montgomery
126	Lawrence Park to 69th Street Transportation Center	Victory	Delaware
127	Trenton Transit Center to Oxford Valley Mall	Frontier	Bucks, Mercer (NJ)
128	Neshaminy Mall to Oxford Valley Mall	Frontier	Bucks
129	Frankford-Knights to Oxford Valley Mall	Frontier	Philadelphia, Bucks
130	Frankford-Knights to Bucks County Community College	Frontier	Philadelphia, Bucks
131	Audubon to Norristown Transportation Center	Frontier	Montgomery
132	Telford to Montgomery Mall	Frontier	Montgomery, Bucks
133	Frankford-Knights to Bensalem	Frontier	Philadelphia, Bucks
135	Coatesville to West Chester Transportation Center	Frontier	Montgomery, Chester (NEW 8/1/2021)
139	Limerick to King of Prussia	Frontier	Bucks, Montgomery
150	Parx Casino to Plymouth Meeting Mall (LTD)	Frontier	Montgomery
201	Fort Washington Office Center to Fort Washington Station	Frontier	Chester
204	Eagleview to Paoli Station	Contract Ops	Chester
206	The Commons at Great Valley to Paoli Station	Frontier	Montgomery
310	Horsham Breeze Red	Contract Ops	Montgomery
311	Horsham Breeze Blue	Contract Ops	Montgomery

SYSTEM ROUTE LISTING

Route	Origin-Destination	District	County
406	Elmwood to Overbrook (LTD WK)	Southern	Philadelphia
409	West Philadelphia to Eastwick via Elmwood (LTD WK)	Southern	Philadelphia
411	Elmwood to West Philadelphia via Kingsessing (LTD WK)	Callowhill	Philadelphia
415	Elmwood to West Philadelphia via Kingsessing (LTD WK)	Southern	Philadelphia
426	Bridesburg or Frankford to Hunting Park (LTD WK)	Frankford & Midvale	Philadelphia
428	Port Richmond to Hunting Park via North Philadelphia (LTD WK)	Midvale	Philadelphia
433	Hunting Park to Mayfair (LTD WK)	Frankford & Midvale	Philadelphia
438	Upper Roxborough to Germantown (LTD WK)	Allegheny	Philadelphia
439	Roxborough to Germantown (LTD WK)	Allegheny & Midvale	Philadelphia
441	Andorra to Center City (LTD WK)	Allegheny	Philadelphia
442	East Falls to Barren Hill (LTD WK)	Allegheny	Philadelphia, Montgomery
443	Upper Roxborough to Center City (LTD WK)	Allegheny	Philadelphia
445	Roxborough to Frankford Transportation Center (LTD WK)	Allegheny	Philadelphia
446	Roxborough to Center City (LTD WK)	Allegheny & Midvale	Philadelphia
447	Frankford Transportation Center to Roxborough (LTD WK)	Midvale	Philadelphia
448	Upper Roxborough to Center City (LTD WK)	Allegheny & Midvale	Philadelphia
450	Torresdale to Somerton (LTD WK)	Comly & Frankford	Philadelphia
452	Parkwood Manor to Somerton via Southampton Rd (LTD WK)	Comly	Philadelphia
461	Somerton and Philmont to Modena Park (LTD WK)	Comly	Philadelphia, Bucks
462	Pine Valley to Modena Park (LTD WK)	Comly	Philadelphia
475	Philmont to Pine Valley (LTD WK)	Comly	Philadelphia, Bucks
476	Somerton to Pine Valley (LTD WK)	Comly	Philadelphia
477	Normandy Village to Pine Valley (LTD WK)	Comly & Frankford	Philadelphia
478	Bustleton to Pine Valley (LTD WK)	Frankford	Philadelphia
481	Academy Gardens to Mayfair via Pennypack Woods (LTD WK)	Frankford	Philadelphia
482	Academy Gardens to Mayfair via Ashton Rd (LTD WK)	Frankford	Philadelphia
483	Pleasant Hill to Lexington Park (LTD WK)	Frankford	Philadelphia
484	Meadowbrook to Mayfair (LTD WK)	Frankford	Philadelphia, Montgomery
490	Fox Chase to Pine Valley (LTD WK)	Comly	Philadelphia
492	Bustleton to Somerton (LTD WK)	Comly	Philadelphia
495	Somerton to Hunting Park (LTD WK)	Frankford	Philadelphia
	Airport Line	Regional Rail	Philadelphia, Delaware
	Chestnut Hill East Line	Regional Rail	Philadelphia
	Chestnut Hill West Line	Regional Rail	Philadelphia
	Cynwyd Line	Regional Rail	Philadelphia, Montgomery (Resumed 12/19/21)
	Lansdale/Doylestown	Regional Rail	Bucks, Montgomery, Philadelphia
	Media/Elwyn Line	Regional Rail	Philadelphia, Delaware
	Fox Chase Line	Regional Rail	Philadelphia
	Manayunk/Norristown	Regional Rail	Philadelphia, Montgomery
	Paoli/Thorndale Line	Regional Rail	Philadelphia, Montgomery, Delaware, Chester
	Trenton Line	Regional Rail	Philadelphia, Bucks, Mercer (NJ)
	Warminster Line	Regional Rail	Bucks, Montgomery, Philadelphia
	West Trenton Line	Regional Rail	Philadelphia, Bucks, Montgomery, Mercer (NJ)
	Wilmington/Newark Line	Regional Rail	Philadelphia, Delaware, New Castle (DE)

DAILY RIDERSHIP RANKING

Route	Origin-Destination	Daily Ridership Rank
	City Transit Routes	
MFL	Frankford Transportation Center to 69th Street Transportation Center	1
BSL	NRG Station to Fern Rock Transportation Center	2
47	Whitman Plaza to 5th-Godfrey	3
23	Center City to Chestnut Hill	4
G	Overbrook and Lankenau Medical Center to Columbus Commons or Food Distribution Center	5
52	49th-Woodland to 54th-City or 50th-Parkside	6
18	Fox Chase to Cedarbrook Plaza	7
56	23rd-Venango and Bakers Centre to Torresdale-Cottman	8
15	63rd-Girard to Richmond-Westmoreland	9
33	Penn's Landing to 23rd-Venango	10
60	35th-Allegheny to Richmond-Westmoreland	11
11	13th-Market to Darby Transportation Center	12
21	Penn's Landing to 69th Street Transportation Center	13
13	13th-Market to Yeadon and Darby Transportation Center	14
42	Penn's Landing to Wycombe or 61st-Pine	15
36	13th-Market to 80th-Eastwick	16
26	Cheltenham Av Station to Frankford Transportation Center	17
34	13th-Market to 61st-Baltimore	18
66	Frankford-Knights to Frankford Transportation Center	19
10	13th-Market to 63rd-Malvern	20
17	Penn's Landing to 20th-Johnston and Broad-Pattison	21
3	33rd-Cecil B. Moore to Frankford Transportation Center	22
400	Specially Routed Service	23
57	Whitman Plaza to Rising Sun-Olney or Fern Rock Transportation Center	24
K	Ridge-Midvale to Arrott Transportation Center	25
R	Henry-Midvale and Wissahickon Transportation Center to Frankford Transportation Center	26
40	2nd-Lombard to Conshohocken-Monument	27
65	Germantown-Cheltenham to 69th Street Transportation Center	28
16	City Hall to Cheltenham-Ogontz	29
48	Front-Market to 27th-Allegheny	30
58	Neshaminy Mall and Somerton to Frankford Transportation Center	31
54	Richmond-Cambria to 33rd-Dauphin	32
4	Broad-Pattison to Fern Rock Transportation Center	33
14	Oxford Valley and Neshaminy Malls to Frankford Transportation Center	34
70	Frankford-Gregg and Torresdale-Cottman to Fern Rock Transportation Center	35
L	Erdenheim or Plymouth Meeting Mall to Olney Transportation Center	36
6	Cheltenham-Ogontz to Olney Transportation Center	37
7	Pier 70 to 33rd-Dauphin	38
45	Broad-Oregon to Center City	39
64	50th-Parkside to Pier 70	40
55	Doylestown and Willow Grove to Olney Transportation Center	41
XH	Broad-Erie to Cheltenham-Ogontz	42
46	58th-Baltimore to 63rd-Malvern	43
79	Columbus Commons to 29th-Snyder	44
H	Broad-Erie to Cheltenham-Ogontz	45
31	City Hall to 76th-City	46
22	Warminster and Willow Grove to Olney Transportation Center	47
25	Columbus Commons to Frankford Transportation Center	48
2	20th-Johnston to Pulaski-Hunting Park or Wayne Junction	49
59	Castor-Bustleton to Arrott Transportation Center	50
20	Philadelphia Mills to Frankford Transportation Center	51
61	9th-Market to Manayunk	52
9	4th-Walnut to Andorra	53
32	Broad-Carpenter to Ridge-Lyceum	54
29	Pier 70 to 33rd-Dickinson	55
27	Broad-Carpenter to Plymouth Meeting Mall	56
37	Broad-Snyder to Chester Transportation Center	57
49	33rd-Dauphin to 29th-Snyder	58
5	Front-Market to Frankford Transportation Center	59
44	5th-Market to Ardmore	60
1	Parx Casino to 54th-City	61
84	Bustleton-County Line and Philadelphia Mills to Frankford Transportation Center	62
67	Philadelphia Mills and Bustleton to Frankford Transportation Center	63
75	Wayne Junction to Arrott Transportation Center	64
J	Cheltenham-Wissahickon to Richmond-Orthodox	65

DAILY RIDERSHIP RANKING

Route	Origin-Destination	Daily Ridership Rank
City Transit Routes		
38	5th-Market to Wissahickon Transportation Center	66
68	South Philadelphia to UPS or 69th Street Transportation Center	67
12	Columbus-Dock to 50th-Woodland	68
53	Wayne-Carpenter to Broad-Hunting Park or G-Hunting Park	69
50	Parx Casino via Philadelphia Mills to Frankford Transportation Center	70
43	Richmond-Cumberland to 50th-Parkside	71
MFO	Frankford Transportation Center to 69th Street Transportation Center	72
24	Southampton and Rockledge to Frankford Transportation Center	73
39	Richmond-Cumberland to 33rd-Dauphin	74
73	Richmond-Westmoreland to Frankford Transportation Center	75
89	Front-Dauphin to Arrott Transportation Center	76
BSO	NRG Station to Fern Rock Transportation Center	77
8	Olney Transportation Center to Frankford Transportation Center	78
30	Gray 30th Street Station to 69th Street Transportation Center	79
28	Torresdale-Cottman to Fern Rock Transportation Center	80
88	Bethayres and Holme-Pennypack to Frankford Transportation Center	81
47M	Whitman Plaza to 7th-Spring Garden via 9th St	82
BLVD DIR	Boulevard Direct	83
19	Torresdale Station to Frankford Transportation Center	84
77	Roosevelt-St Vincent to Chestnut Hill	85
80	Express Horsham to Olney Transportation Center (LTD WK)	86
35	Manayunk Roxborough Loop	87
62	9th-Market to Andorra (LTD WK)	88
78	Express Cornwells Heights to Center City	89
Suburban Transit Routes		
102	Sharon Hill to 69th Street Transportation Center	1
101	Media to 69th Street Transportation Center	2
NHSL	Norristown Transportation Center to 69th Street Transportation Center	3
113	Northtowne Plaza and Darby T. C. to 69th Street Transportation Center	4
108	Airport and Airport Business Center to 69th Street Transportation Center	5
109	Chester Transportation Center to 69th Street Transportation Center	6
104	West Chester University to 69th Street Transportation Center	7
117	Penn State to I-95 Industrial Park	8
110	Penn State and Springfield Mall to 69th Street Transportation Center	9
114	Penn State and I-95 Industrial Park to Darby Transportation Center	10
125	Valley Forge and King of Prussia to 13th-Market	11
99	Phoenixville to Norristown Transportation Center	12
96	Lansdale to Norristown Transportation Center	13
105	Rosemont to 69th Street Transportation Center	14
124	Chesterbrook and King of Prussia to 13th-Market	15
93	Pottstown to Norristown Transportation Center	16
111	Chadds Ford and Penn State to 69th Street Transportation Center	17
106	Paoli to 69th Street Transportation Center	18
123	King of Prussia to 69th Street Transportation Center	19
115	Delaware County Community College to Airport	20
107	Lawrence Park to 69th Street Transportation Center	21
103	Ardmore to 69th Street Transportation Center	22
119	Cheyney University to Chester Transportation Center	23
129	Frankford-Knights to Oxford Valley Mall	24
98	Blue Bell or Plymouth Meeting Mall to Norristown Transportation Center	25
130	Frankford-Knights to Bucks County Community College	26
126	Lawrence Park to 69th Street Transportation Center	27
131	Audubon to Norristown Transportation Center	28
97	Chestnut Hill to Norristown Transportation Center	29
112	Delaware County Community College to 69th Street Transportation Center	30
90	Plymouth Meeting Mall to Norristown Transportation Center	31
95	Gulph Mills to Willow Grove Park Mall	32

DAILY RIDERSHIP RANKING

Route	Origin-Destination	Daily Ridership Rank
Suburban Transit Routes		
128	Neshaminy Mall to Oxford Valley Mall	33
139	Limerick to King of Prussia	34
132	Telford to Montgomery Mall	35
118	Newtown Square to Chester Transportation Center	36
120	Cheyney University to 69th Street Transportation Center	37
127	Trenton Transit Center to Oxford Valley Mall	38
94	Montgomery Mall to Chestnut Hill	39
92	West Chester Transportation Center to King of Prussia	40
206	The Commons at Great Valley to Paoli Station	41
133	Frankford-Knights to Bensalem	42
150	Parx Casino to Plymouth Meeting Mall (LTD)	43
201	Fort Washington Office Center to Fort Washington Station	44
135	Coatesville to West Chester Transportation Center	45
91	Graterford to Norristown Transportation Center (SAT ONLY) (Suspended)	46
Contract Operations Routes		
LUCY	Loop Through University City	1
310	Horsham Breeze Red	2
311	Horsham Breeze Blue	3
204	Eagleview to Paoli Station	4
Regional Rail Routes		
	Paoli/Thorndale Line	1
	Lansdale/Doylestown Line	2
	West Trenton Line	3
	Manayunk/Norristown Line	4
	Media/Elwyn Line	5
	Trenton Line	6
	Wilmington/Newark Line	7
	Warminster Line	8
	Airport Line	9
	Fox Chase Line	10
	Chestnut Hill West Line	11
	Chestnut Hill East Line	12
	Cynwyd Line	13
CTD Total Routes:		
	BUS	79 + 31 Specially Routed Service
	TROLLEY LINES	5
	TRACKLESS-TROLLEY	3
	HIGH SPEED LINES	2
STD Total Routes:		
	BUS	43
	TROLLEY LINES	2
	HIGH SPEED LINES	1
	Contract Ops	4
	Regional Rail	13




City Transit

Photo: JDBrown

Broad Street Line

Broad-Ridge Spur

NRG Station
to Fern Rock
Transportation
Center



SEPTA

Serving
Center City

SERVICE LEVELS (FREQUENCY IN MINUTES)

<u>WEEKDAYS</u>	<u>EXP</u>	<u>SATURDAYS</u>	<u>SUNDAYS</u>
AM PEAK	7	7	AM 12
BASE	7	--	BASE 10
PM PEAK	7	7	PM 10
EARLY EVENING	12	--	EARLY EVENING 12
LATE NIGHT	12	--	LATE NIGHT 15
OWL	15*	--	OWL 15
TOTAL TRIPS	--	616	TOTAL TRIPS 325

SERVICE SPAN 24 HOURS* 24 HOURS* 24 HOURS*

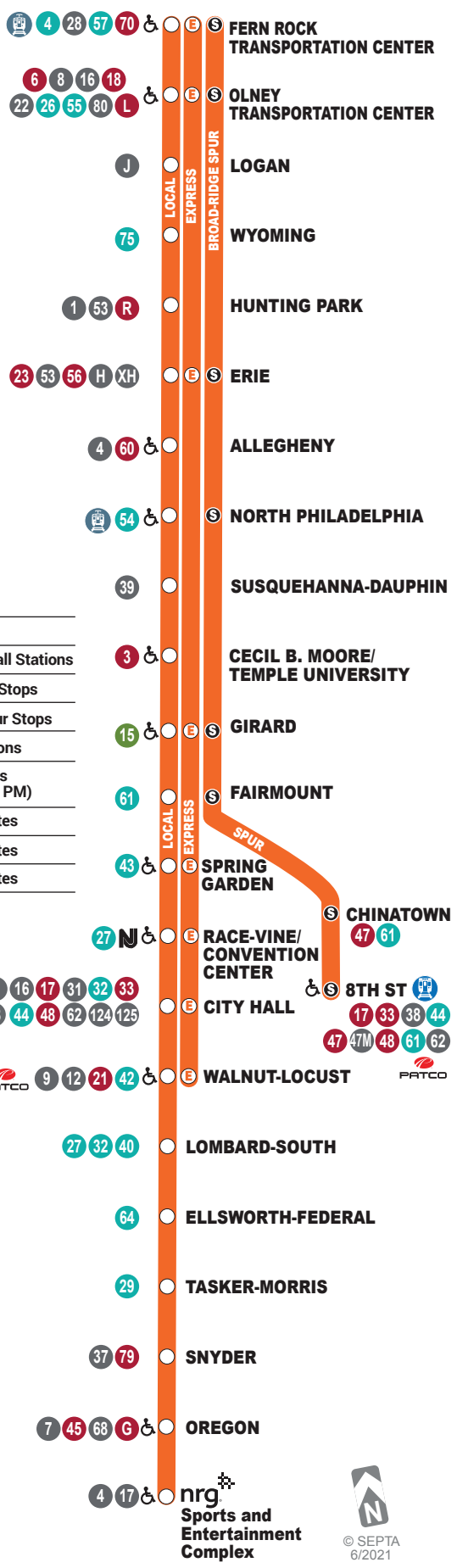
* - BSO NIGHT OWL BUS OPERATION

OPERATING STATISTICS

	<u>BSL</u>	<u>RANK</u>
ONE WAY ROUTE MILES (AVG.)	10.0	
DAILY AVERAGE (WK) RIDERSHIP	36,380	2ND
VEHICLE HOURS (ANNUAL)	442,129	
VEHICLE MILES (ANNUAL)	6,587,724	
PEAK VEHICLES	105	
FULLY ALLOCATED EXPENSES	\$107,664,937	
PASSENGER REVENUE	\$13,233,203	
OPERATING RATIO	12%	42ND
ON TIME % (SEASON)	N/A	

CHARACTERISTICS

MODE	HIGH SPEED RAIL
DIVISION	RAIL - CITY
OPERATING DISTRICT(S)	BROAD/RIDGE
COUNTY(S) SERVED	PHILADELPHIA
VEHICLE SIZE	67'6" CAR (OPERATED AS FIVE CAR TRAINS) TWO CAR TRAINS ON BROAD/RIDGE SPUR



- Legend**
- LOCAL stops at all Stations
 - ⓔ Express Station Stops
 - Ⓢ Broad-Ridge Spur Stops
 - ♿ Accessible Stations
- Bus Route Headways (Weekdays 6 AM - 9 PM)**
- 15 Minutes Routes
 - 30 Minutes Routes
 - 60 Minutes Routes

Broad Street Owl

NRG Station to Fern Rock Transportation Center



SEPTA

Serving Center City

SERVICE LEVELS (FREQUENCY IN MINUTES)

WEEKDAYS

AM PEAK --
 BASE --
 PM PEAK --
 EARLY EVENING --
 LATE NIGHT --
 OWL 15
 TOTAL TRIPS 49

SATURDAYS

AM --
 BASE --
 PM --
 EARLY EVENING --
 LATE NIGHT --
 OWL 15
 TOTAL TRIPS 49

SUNDAYS

AM --
 BASE --
 PM --
 EARLY EVENING --
 LATE NIGHT --
 OWL 15
 TOTAL TRIPS 49

SERVICE SPAN

12:00A - 5:00A

12:00A - 5:00A

12:00A - 5:00A

BSO NIGHT OWL BUS OPERATION

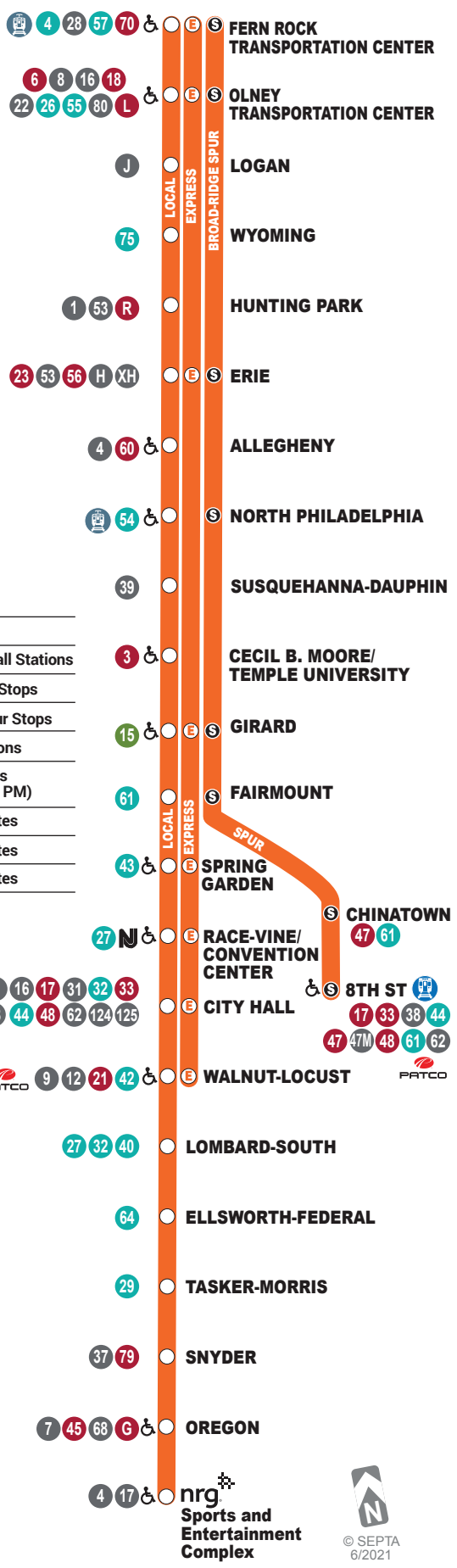
OPERATING STATISTICS

		<u>RANK</u>
ONE WAY ROUTE MILES (AVG.)	11.0	
DAILY AVERAGE (WK) RIDERSHIP	877	77TH
VEHICLE HOURS (ANNUAL)	20,909	
VEHICLE MILES (ANNUAL)	209,718	
PEAK VEHICLES	0	
FULLY ALLOCATED EXPENSES	\$1,873,178	
PASSENGER REVENUE	\$225,817	
OPERATING RATIO	12%	44TH
ON TIME % (SEASON)	74%	

CHARACTERISTICS

MODE
 DIVISION
 OPERATING DISTRICT(S)
 COUNTY(S) SERVED
 VEHICLE SIZE

BUS
 SURFACE - CITY
 MIDVALE, SOUTHERN
 PHILADELPHIA
 40'



- Legend**
- LOCAL stops at all Stations
 - ⓔ Express Station Stops
 - Ⓢ Broad-Ridge Spur Stops
 - ♿ Accessible Stations
- Bus Route Headways (Weekdays 6 AM - 9 PM)**
- 15 Minutes Routes
 - 30 Minutes Routes
 - 60 Minutes Routes

Market Frankford Line

Frankford Transportation Center to 69th Street Transportation Center



SEPTA

Serving Center City

SERVICE LEVELS (FREQUENCY IN MINUTES)

WEEKDAYS

AM PEAK	6
BASE	6
PM PEAK	6
EARLY EVENING	10
LATE NIGHT	15
OWL	15*
TOTAL TRIPS	334

SATURDAYS

AM	12
BASE	10
PM	10
EARLY EVENING	12
LATE NIGHT	15
OWL	15
TOTAL TRIPS	208

SUNDAYS

AM	12
BASE	10
PM	10
EARLY EVENING	12
LATE NIGHT	15
OWL	15
TOTAL TRIPS	208

SERVICE SPAN

24 HOURS*

24 HOURS*

24 HOURS*

* - MFO NIGHT OWL BUS OPERATION

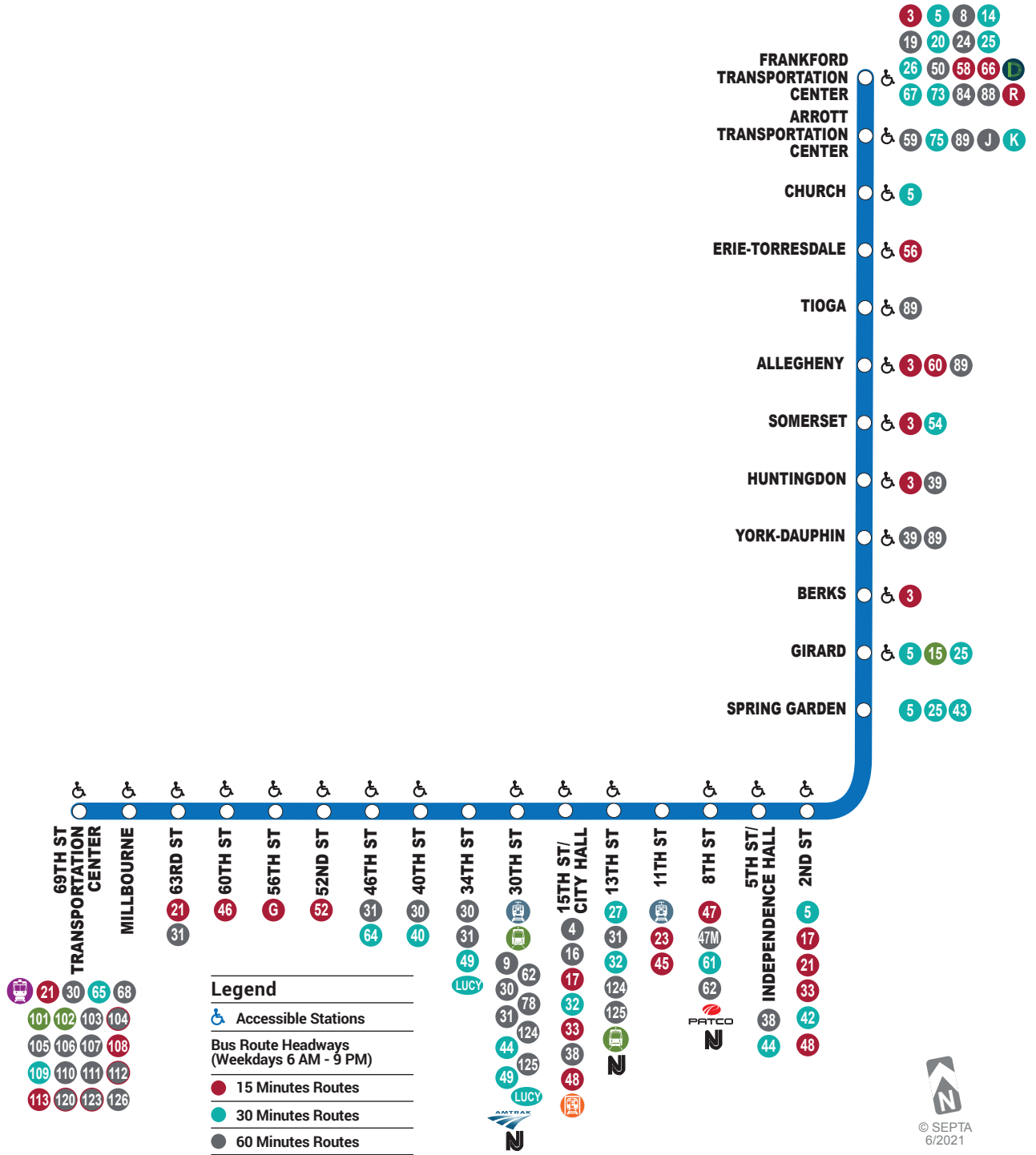
OPERATING STATISTICS

	MFSE	RANK
ONE WAY ROUTE MILES (AVG.)	12.8	
DAILY AVERAGE (WK) RIDERSHIP	54,716	1ST
VEHICLE HOURS (ANNUAL)	475,127	
VEHICLE MILES (ANNUAL)	8,837,369	
PEAK VEHICLES	120	
FULLY ALLOCATED EXPENSES	\$126,653,275	
PASSENGER REVENUE	\$19,963,048	
OPERATING RATIO	16%	23RD
ON TIME % (SEASON)	N/A	

CHARACTERISTICS

MODE
DIVISION
OPERATING DISTRICT(S)
COUNTY(S) SERVED
VEHICLE SIZE

HIGH SPEED RAIL
RAIL - CITY
MARKET-FRANKFORD
PHILADELPHIA, DELAWARE
55'5" CAR (OPERATED AS SIX CAR TRAINS)



Market Frankford Owl

Frankford
Transportation
Center to
69th Street
Transportation
Center



SEPTA

Serving
Center City

SERVICE LEVELS (FREQUENCY IN MINUTES)

WEEKDAYS

AM PEAK --
BASE --
PM PEAK --
EARLY EVENING --
LATE NIGHT --
OWL 15
TOTAL TRIPS 40

SATURDAYS

AM --
BASE --
PM --
EARLY EVENING --
LATE NIGHT --
OWL 15
TOTAL TRIPS 40

SUNDAYS

AM --
BASE --
PM --
EARLY EVENING --
LATE NIGHT --
OWL 15
TOTAL TRIPS 40

SERVICE
SPAN

12:00A - 5:00A

12:00A - 5:00A

12:00A - 5:00A

MFO NIGHT OWL BUS OPERATION

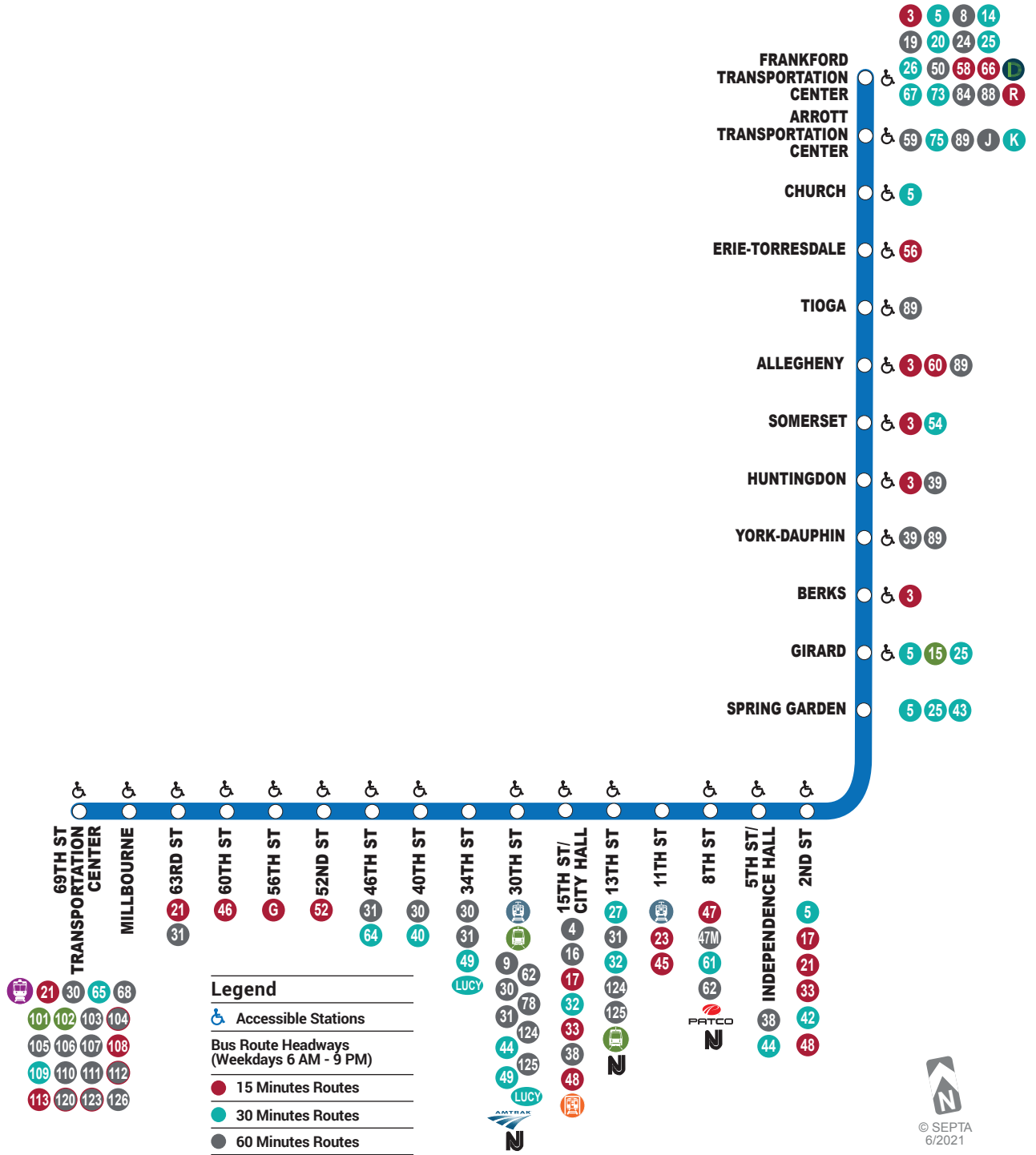
OPERATING STATISTICS

	<u>MFO</u>	<u>RANK</u>
ONE WAY ROUTE MILES (AVG.)	13.6	
DAILY AVERAGE (WK) RIDERSHIP	3,770	72ND
VEHICLE HOURS (ANNUAL)	20,407	
VEHICLE MILES (ANNUAL)	207,744	
PEAK VEHICLES	0	
FULLY ALLOCATED EXPENSES	\$1,836,073	
PASSENGER REVENUE	\$261,865	
OPERATING RATIO	14%	28TH
ON TIME % (SEASON)	76%	

CHARACTERISTICS

MODE
DIVISION
OPERATING DISTRICT(S)
COUNTY(S) SERVED
VEHICLE SIZE

BUS
SURFACE - CITY
CALLOWHILL, COMLY, FRANKFORD
PHILADELPHIA, DELAWARE
40'





Boulevard Direct



 SEPTA

- Frankford Transportation Center
- Cottman Av
- Rhawn St
- Welsh Rd
- Grant Av
- Red Lion Rd
- Southampton Rd
- Neshaminy Interplex
- Neshaminy Mall

SERVICE LEVELS (FREQUENCY IN MINUTES)

WEEKDAYS

AM PEAK 10
 BASE 15
 PM PEAK 10
 EARLY EVENING 15
 LATE NIGHT 25
 OWL --
 TOTAL TRIPS 163

SATURDAYS

AM 15
 BASE 15
 PM 15
 EARLY EVENING 15
 LATE NIGHT 25
 OWL --
 TOTAL TRIPS 139

SUNDAYS

AM 15
 BASE 15
 PM 15
 EARLY EVENING 15
 LATE NIGHT 25
 OWL --
 TOTAL TRIPS 139

SERVICE SPAN

5:00A - 12:00A

5:00A - 12:00A

5:00A - 12:00A

OPERATING STATISTICS

ONE WAY ROUTE MILES (AVG.) 11.5
 DAILY AVERAGE (WK) RIDERSHIP 6,312
 VEHICLE HOURS (ANNUAL) 46,648
 VEHICLE MILES (ANNUAL) 664,262
 PEAK VEHICLES 10
 FULLY ALLOCATED EXPENSES \$6,988,706
 PASSENGER REVENUE \$416,178
 OPERATING RATIO 6%
 ON TIME % (SEASON) 82%

RANK

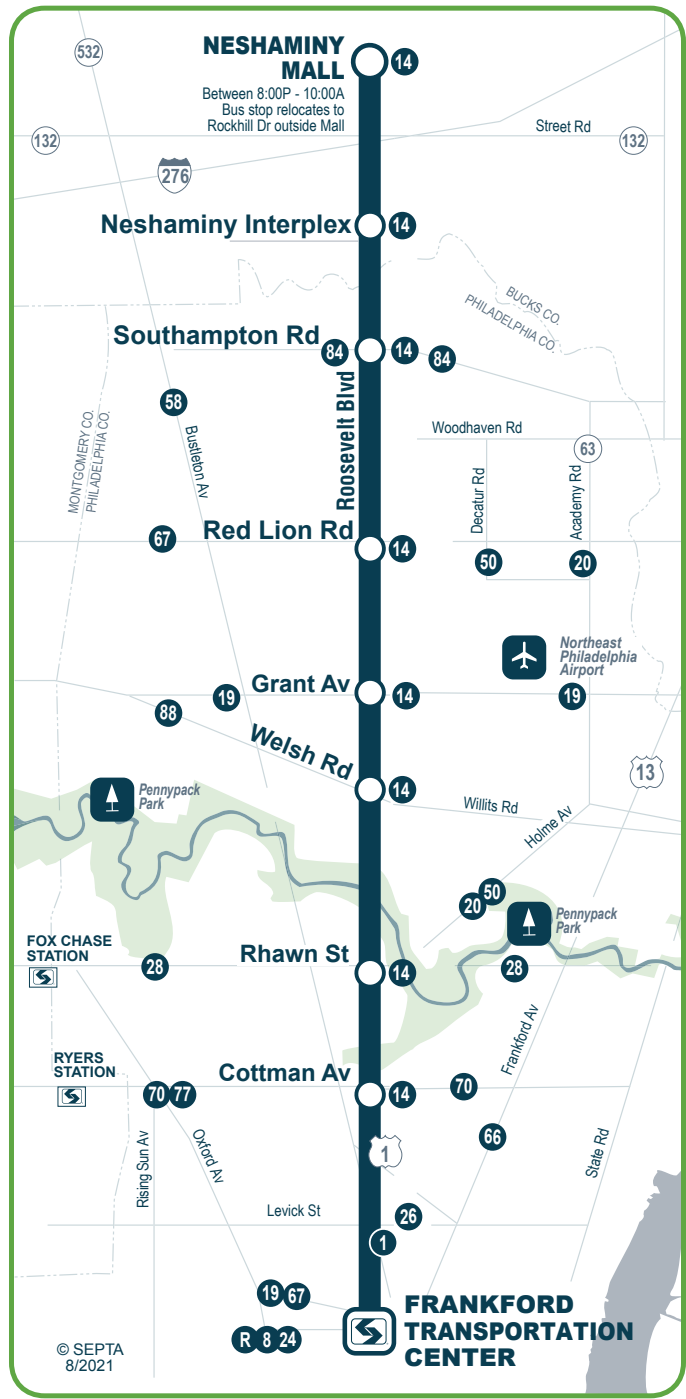
83RD

81ST

CHARACTERISTICS

MODE
 DIVISION
 OPERATING DISTRICT(S)
 COUNTY(S) SERVED
 VEHICLE SIZE

DIRECT BUS
 SURFACE - CITY
 COMLY
 PHILADELPHIA, BUCKS
 40'



G

Overbrook and Lankenau Medical Center to Columbus Commons or Food Distribution Center



SEPTA

Serving
Philadelphia
Wholesale
Produce Market

SERVICE LEVELS (FREQUENCY IN MINUTES)

WEEKDAYS

AM PEAK	6
BASE	12
PM PEAK	6
EARLY EVENING	15
LATE NIGHT	30
OWL	35
TOTAL TRIPS	224

SATURDAYS

AM	15
BASE	15
PM	15
EARLY EVENING	20
LATE NIGHT	30
OWL	35
TOTAL TRIPS	144

SUNDAYS

AM	30
BASE	20
PM	20
EARLY EVENING	30
LATE NIGHT	30
OWL	35
TOTAL TRIPS	107

SERVICE SPAN 24 HOURS

24 HOURS

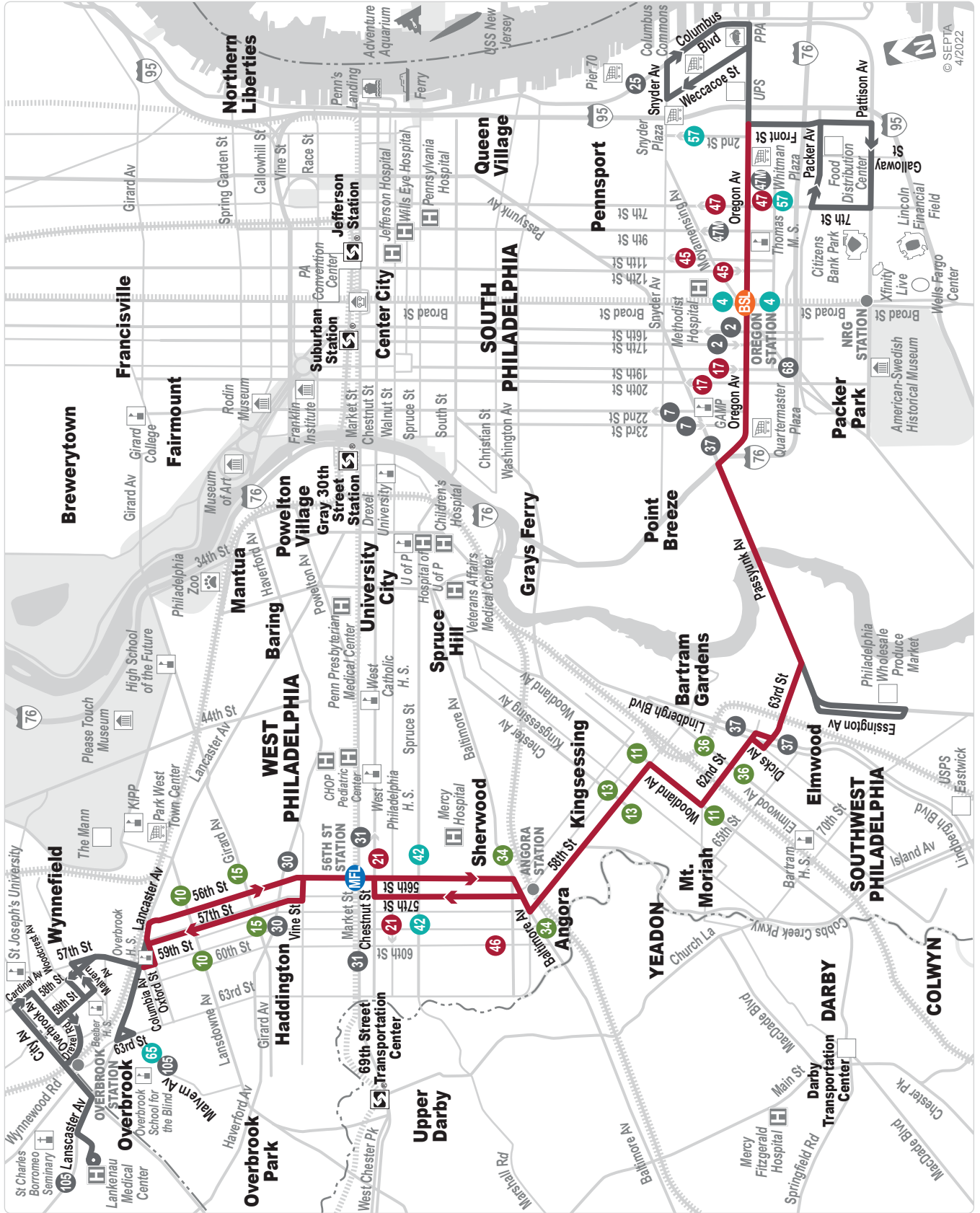
24 HOURS

OPERATING STATISTICS

ONE WAY ROUTE MILES (AVG.)	14.7	<u>RANK</u>
DAILY AVERAGE (WK) RIDERSHIP	2,063	5TH
VEHICLE HOURS (ANNUAL)	89,616	
VEHICLE MILES (ANNUAL)	938,277	
PEAK VEHICLES	22	
FULLY ALLOCATED EXPENSES	\$13,200,647	
PASSENGER REVENUE	\$2,319,742	
OPERATING RATIO	18%	13TH
ON TIME % (SEASON)	73%	

CHARACTERISTICS

MODE	BUS
DIVISION	SURFACE - CITY
OPERATING DISTRICT(S)	SOUTHERN
COUNTY(S) SERVED	PHILADELPHIA, MONTGOMERY
VEHICLE SIZE	40'



H

Broad-Erie to Cheltenham- Ogontz



SEPTA

Serving
Tioga and
West Mt Airy

SERVICE LEVELS (FREQUENCY IN MINUTES)

WEEKDAYS

AM PEAK	12
BASE	20
PM PEAK	15
EARLY EVENING	40
LATE NIGHT	40
OWL	--
TOTAL TRIPS	113

SATURDAYS

AM	30
BASE	20
PM	20
EARLY EVENING	30
LATE NIGHT	60
OWL	--
TOTAL TRIPS	89

SUNDAYS

AM	40
BASE	24
PM	25
EARLY EVENING	40
LATE NIGHT	60
OWL	--
TOTAL TRIPS	70

SERVICE
SPAN

6:00A - 2:30A

6:00A - 2:30A

6:30A - 1:30A

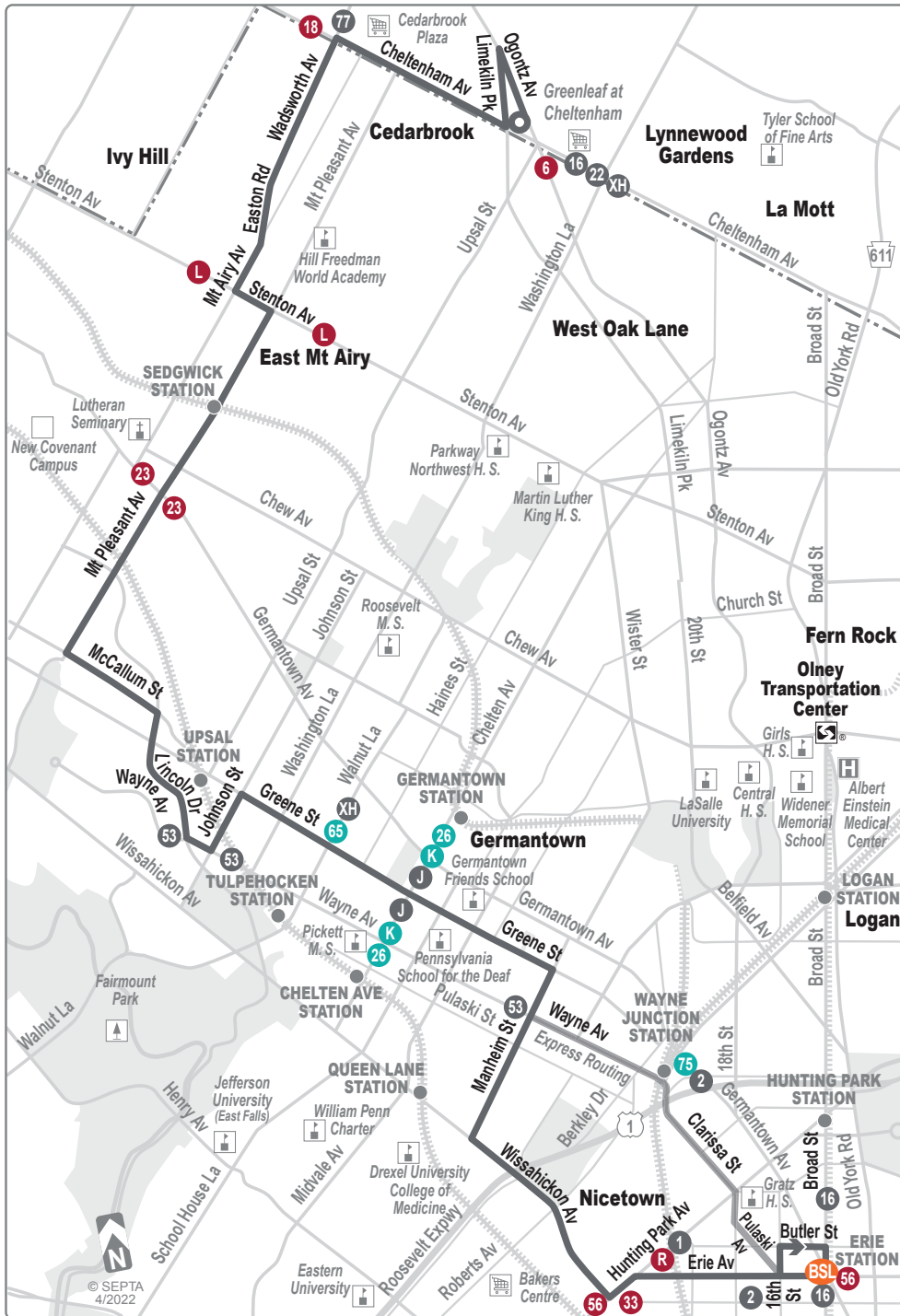
OPERATING STATISTICS

ONE WAY ROUTE MILES (AVG.)	9.1	<u>RANK</u>
DAILY AVERAGE (WK) RIDERSHIP	1,133	45TH
VEHICLE HOURS (ANNUAL)	33,485	
VEHICLE MILES (ANNUAL)	318,447	
PEAK VEHICLES	12	
FULLY ALLOCATED EXPENSES	\$5,721,020	
PASSENGER REVENUE	\$778,681	
OPERATING RATIO	14%	32ND
ON TIME % (SEASON)	76%	

CHARACTERISTICS

MODE
DIVISION
OPERATING DISTRICT(S)
COUNTY(S) SERVED
VEHICLE SIZE

BUS
SURFACE - CITY
MIDVALE
PHILADELPHIA, MONTGOMERY
40'



J

Cheltenham- Wissahickon to Richmond- Orthodox



SEPTA

Serving
Germantown,
Logan, Frankford
and Bridesburg

SERVICE LEVELS (FREQUENCY IN MINUTES)

WEEKDAYS

AM PEAK	18
BASE	30
PM PEAK	20
EARLY EVENING	40
LATE NIGHT	60
OWL	--
TOTAL TRIPS	86

SATURDAYS

AM	60
BASE	60
PM	60
EARLY EVENING	60
LATE NIGHT	60
OWL	--
TOTAL TRIPS	42

SUNDAYS

AM	60
BASE	60
PM	60
EARLY EVENING	60
LATE NIGHT	60
OWL	--
TOTAL TRIPS	42

SERVICE
SPAN

5:00A - 2:30A

5:00A - 2:30A

5:00A - 2:30A

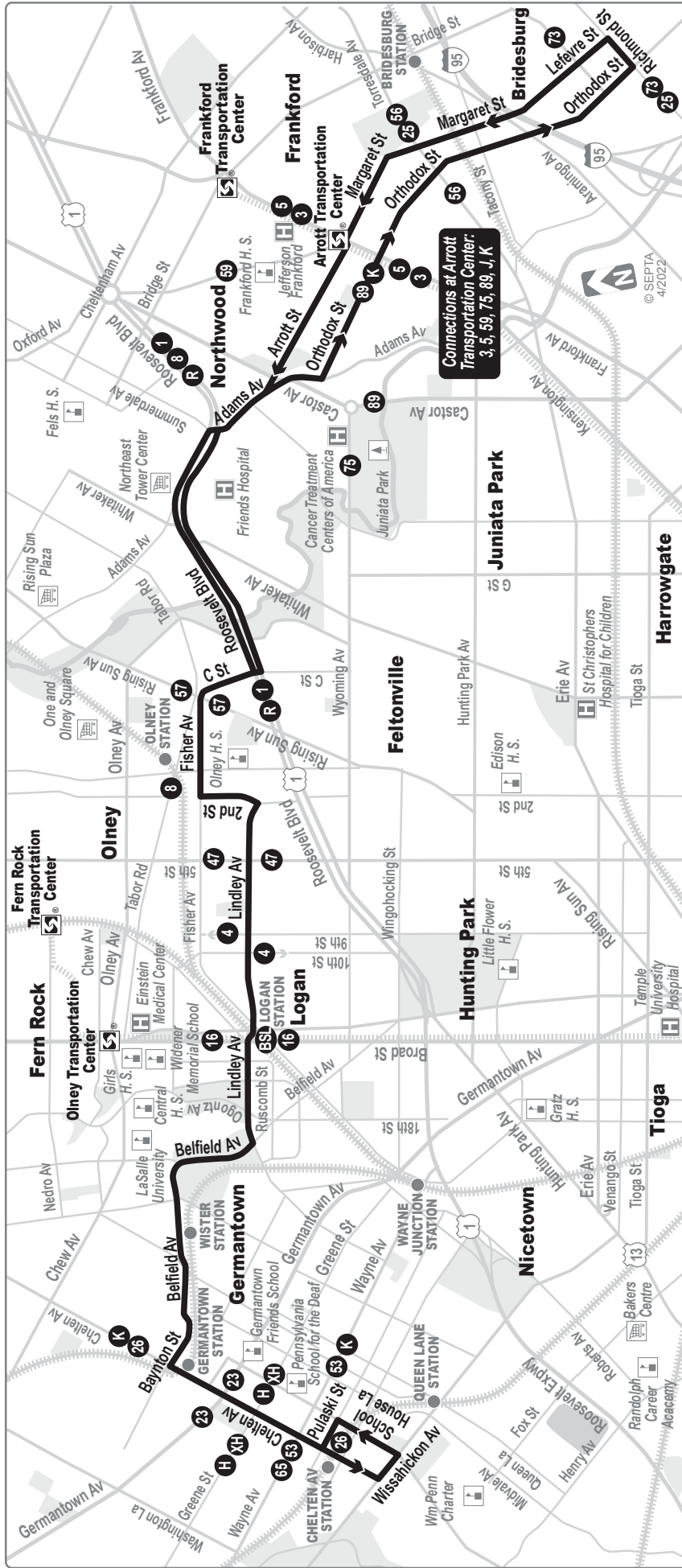
OPERATING STATISTICS

ONE WAY ROUTE MILES (AVG.)	8.8	<u>RANK</u>
DAILY AVERAGE (WK) RIDERSHIP	3,693	65TH
VEHICLE HOURS (ANNUAL)	27,526	
VEHICLE MILES (ANNUAL)	252,409	
PEAK VEHICLES	7	
FULLY ALLOCATED EXPENSES	\$4,018,586	
PASSENGER REVENUE	\$401,507	
OPERATING RATIO	10%	55TH
ON TIME % (SEASON)	79%	

CHARACTERISTICS

MODE
DIVISION
OPERATING DISTRICT(S)
COUNTY(S) SERVED
VEHICLE SIZE

BUS
SURFACE - CITY
FRANKFORD
PHILADELPHIA
40'



K

Ridge-Midvale to Arrott Transportation Center



SEPTA

Serving
Germantown

SERVICE LEVELS (FREQUENCY IN MINUTES)

WEEKDAYS

AM PEAK	10
BASE	16
PM PEAK	10
EARLY EVENING	25
LATE NIGHT	40
OWL	--
TOTAL TRIPS	165

SATURDAYS

AM	25
BASE	20
PM	20
EARLY EVENING	30
LATE NIGHT	40
OWL	--
TOTAL TRIPS	106

SUNDAYS

AM	30
BASE	30
PM	30
EARLY EVENING	35
LATE NIGHT	40
OWL	--
TOTAL TRIPS	76

SERVICE
SPAN

4:30A - 2:30A

4:30A - 2:30A

5:30A - 2:30A

OPERATING STATISTICS

ONE WAY ROUTE MILES (AVG.)	10.0	<u>RANK</u>
DAILY AVERAGE (WK) RIDERSHIP	2,534	25TH
VEHICLE HOURS (ANNUAL)	57,252	
VEHICLE MILES (ANNUAL)	534,734	
PEAK VEHICLES	13	
FULLY ALLOCATED EXPENSES	\$8,023,944	
PASSENGER REVENUE	\$1,388,997	
OPERATING RATIO	17%	17TH
ON TIME % (SEASON)	76%	

CHARACTERISTICS

MODE
DIVISION
OPERATING DISTRICT(S)
COUNTY(S) SERVED
VEHICLE SIZE

BUS
SURFACE - CITY
FRANKFORD
PHILADELPHIA
40'



L

Erdenheim or Plymouth Meeting Mall to Olney Transportation Center



SEPTA

Serving
East Mount Airy

SERVICE LEVELS (FREQUENCY IN MINUTES)

WEEKDAYS

AM PEAK	8
BASE	15
PM PEAK	7
EARLY EVENING	15
LATE NIGHT	35
OWL	--
TOTAL TRIPS	197

SATURDAYS

AM	20
BASE	20
PM	20
EARLY EVENING	30
LATE NIGHT	35
OWL	--
TOTAL TRIPS	112

SUNDAYS

AM	30
BASE	20
PM	20
EARLY EVENING	35
LATE NIGHT	35
OWL	--
TOTAL TRIPS	102

SERVICE
SPAN

4:00A - 3:00A

4:00A - 3:00A

4:00A - 3:00A

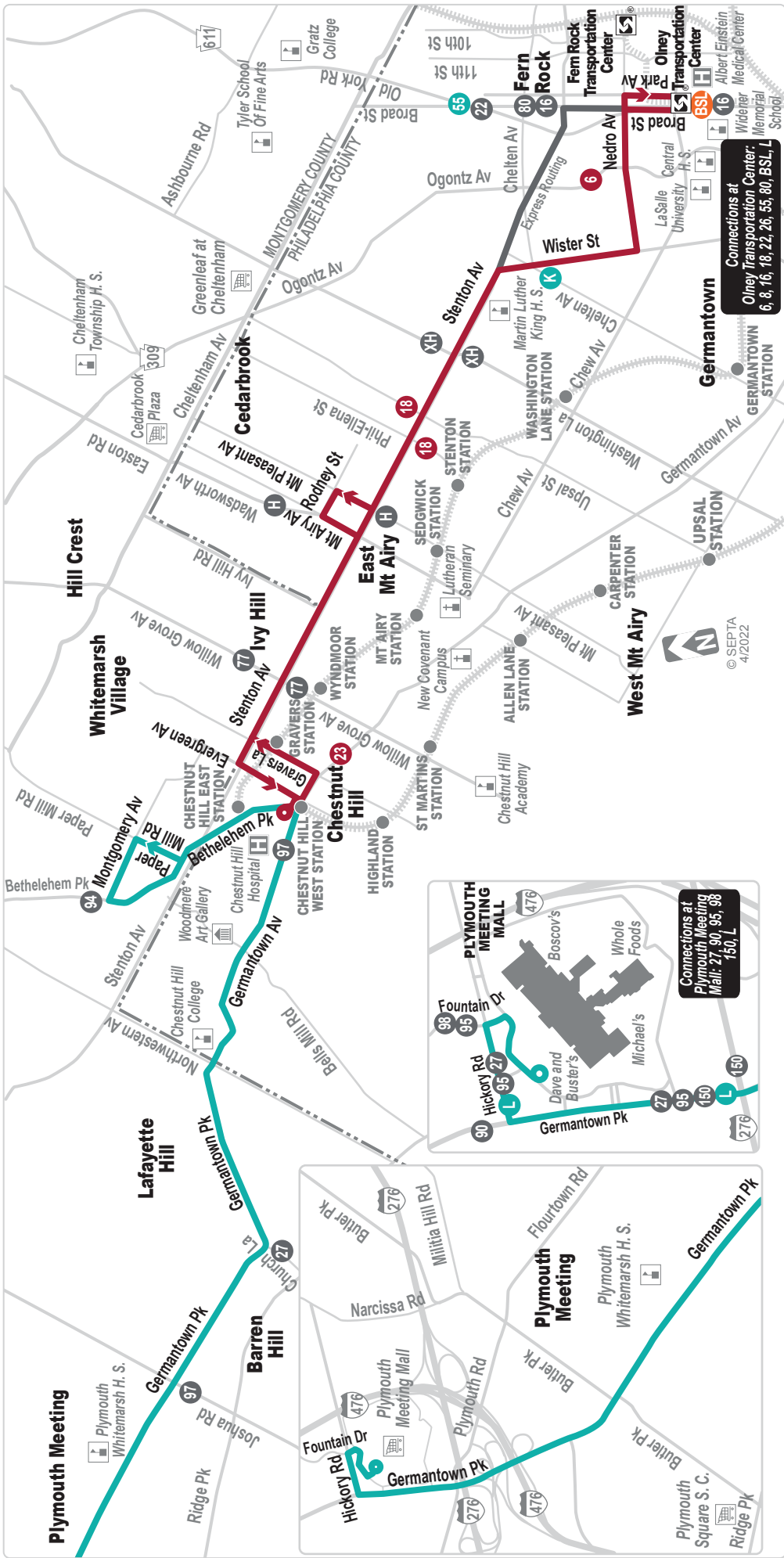
OPERATING STATISTICS

ONE WAY ROUTE MILES (AVG.)	12.0	<u>RANK</u>
DAILY AVERAGE (WK) RIDERSHIP	3,668	36TH
VEHICLE HOURS (ANNUAL)	60,657	
VEHICLE MILES (ANNUAL)	627,803	
PEAK VEHICLES	16	
FULLY ALLOCATED EXPENSES	\$9,171,888	
PASSENGER REVENUE	\$931,028	
OPERATING RATIO	10%	52ND
ON TIME % (SEASON)	83%	

CHARACTERISTICS

MODE
DIVISION
OPERATING DISTRICT(S)
COUNTY(S) SERVED
VEHICLE SIZE

BUS
SURFACE - CITY
MIDVALE
PHILADELPHIA, MONTGOMERY
40'



R

Henry-Midvale and Wissahickon Transportation Center to Frankford Transportation Center



SEPTA

Serving
Hunting Park

SERVICE LEVELS (FREQUENCY IN MINUTES)

WEEKDAYS

AM PEAK	8
BASE	15
PM PEAK	10
EARLY EVENING	15
LATE NIGHT	25
OWL	30
TOTAL TRIPS	203

SATURDAYS

AM	30
BASE	15
PM	20
EARLY EVENING	20
LATE NIGHT	25
OWL	30
TOTAL TRIPS	130

SUNDAYS

AM	30
BASE	20
PM	20
EARLY EVENING	30
LATE NIGHT	30
OWL	30
TOTAL TRIPS	112

SERVICE SPAN 24 HOURS

24 HOURS

24 HOURS

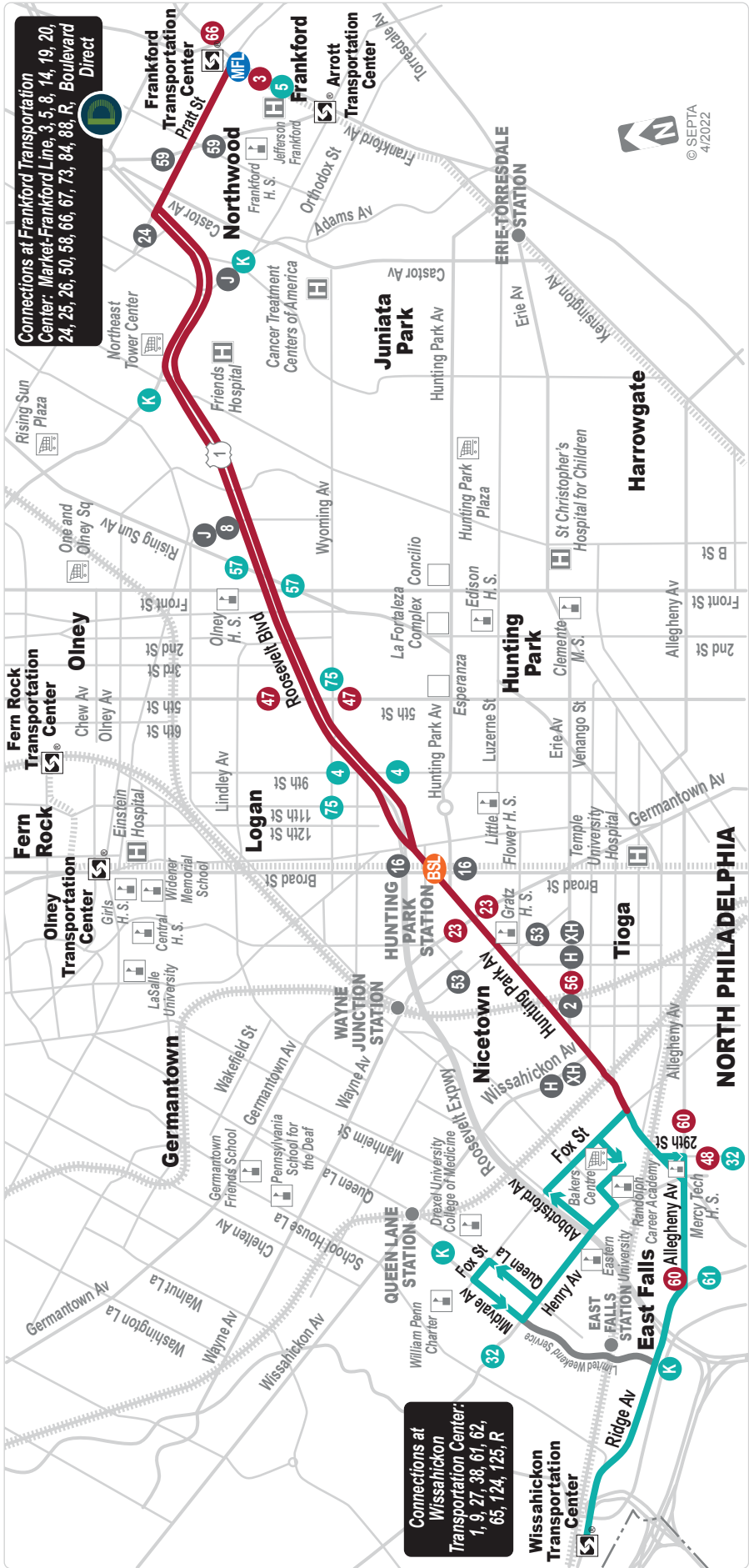
OPERATING STATISTICS

ONE WAY ROUTE MILES (AVG.)	8.5	<u>RANK</u>
DAILY AVERAGE (WK) RIDERSHIP	2,115	26TH
VEHICLE HOURS (ANNUAL)	52,777	
VEHICLE MILES (ANNUAL)	515,102	
PEAK VEHICLES	12	
FULLY ALLOCATED EXPENSES	\$7,457,445	
PASSENGER REVENUE	\$1,420,872	
OPERATING RATIO	19%	6TH
ON TIME % (SEASON)	78%	

CHARACTERISTICS

MODE
DIVISION
OPERATING DISTRICT(S)
COUNTY(S) SERVED
VEHICLE SIZE

BUS
SURFACE - CITY
FRANKFORD
PHILADELPHIA
40'



Connections at Frankford Transportation Center: Market-Frankford Line, 3, 5, 8, 14, 19, 20, 24, 25, 26, 50, 58, 66, 67, 73, 84, 88, R, Boulevard Direct


Connections at Wissahickon Transportation Center: 1, 9, 27, 38, 61, 62, 65, 124, 125, R



XH

Broad-Erie to Cheltenham- Ogontz



 **SEPTA**
Serving
Tioga and
East Mount Airy

SERVICE LEVELS (FREQUENCY IN MINUTES)

WEEKDAYS

AM PEAK	12
BASE	20
PM PEAK	15
EARLY EVENING	40
LATE NIGHT	40
OWL	--
TOTAL TRIPS	114

SATURDAYS

AM	30
BASE	20
PM	20
EARLY EVENING	30
LATE NIGHT	60
OWL	--
TOTAL TRIPS	86

SUNDAYS

AM	40
BASE	24
PM	25
EARLY EVENING	40
LATE NIGHT	60
OWL	--
TOTAL TRIPS	67

**SERVICE
SPAN**

6:00A - 1:30A

6:00A - 1:00A

7:30A - 1:00A

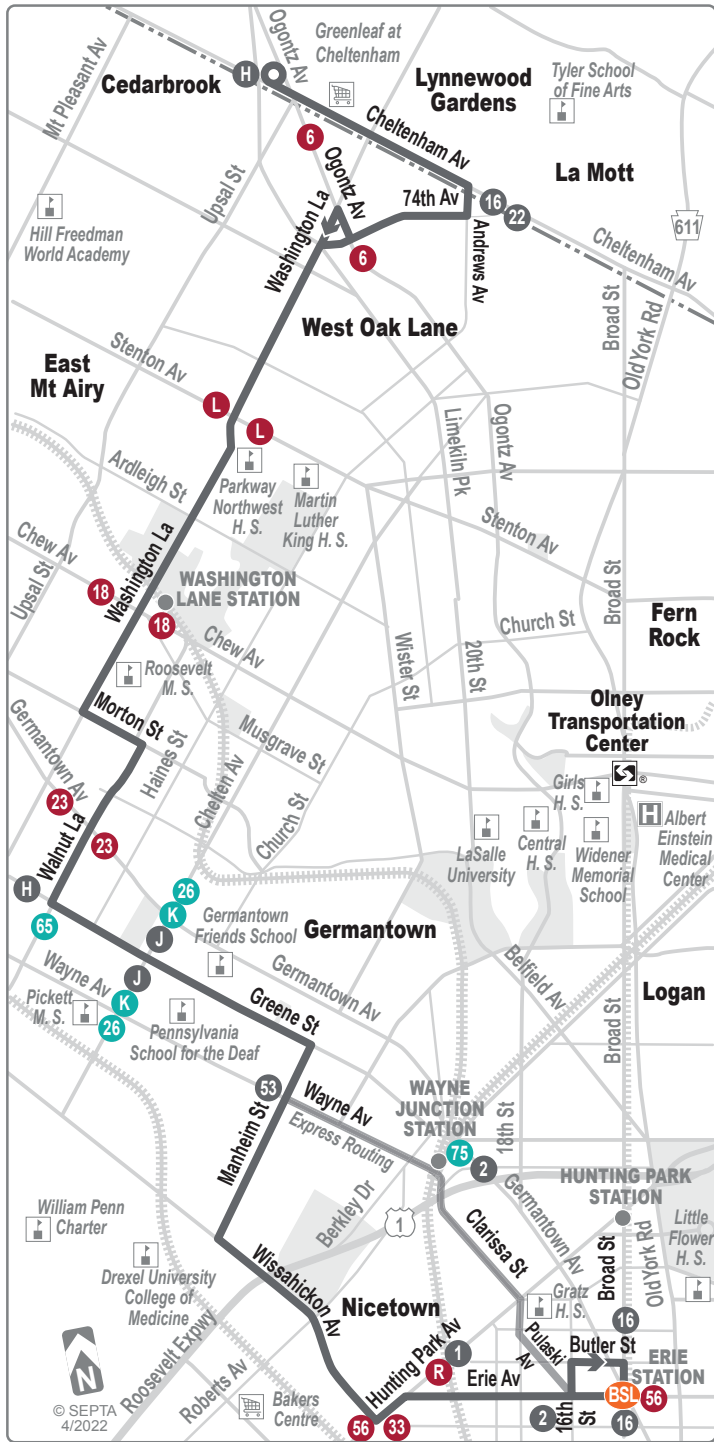
OPERATING STATISTICS

ONE WAY ROUTE MILES (AVG.)	7.7	<u>RANK</u>
DAILY AVERAGE (WK) RIDERSHIP	756	42ND
VEHICLE HOURS (ANNUAL)	38,505	
VEHICLE MILES (ANNUAL)	366,486	
PEAK VEHICLES	10	
FULLY ALLOCATED EXPENSES	\$5,703,817	
PASSENGER REVENUE	\$784,026	29TH
OPERATING RATIO	14%	
ON TIME % (SEASON)	74%	

CHARACTERISTICS

MODE
DIVISION
OPERATING DISTRICT(S)
COUNTY(S) SERVED
VEHICLE SIZE

BUS
SURFACE - CITY
MIDVALE
PHILADELPHIA, MONTGOMERY
40'



1

Parx Casino to 54th-City



SEPTA

Serving Northeast
Philadelphia
and Wissahickon
Transportation
Center

SERVICE LEVELS (FREQUENCY IN MINUTES)

WEEKDAYS

AM PEAK	12
BASE	60
PM PEAK	15
EARLY EVENING	--
LATE NIGHT	2 TRIPS
OWL	--
TOTAL TRIPS	55

SATURDAYS

AM	60
BASE	60
PM	60
EARLY EVENING	--
LATE NIGHT	--
OWL	--
TOTAL TRIPS	24

SUNDAYS

AM	--
BASE	--
PM	--
EARLY EVENING	--
LATE NIGHT	--
OWL	--
TOTAL TRIPS	--

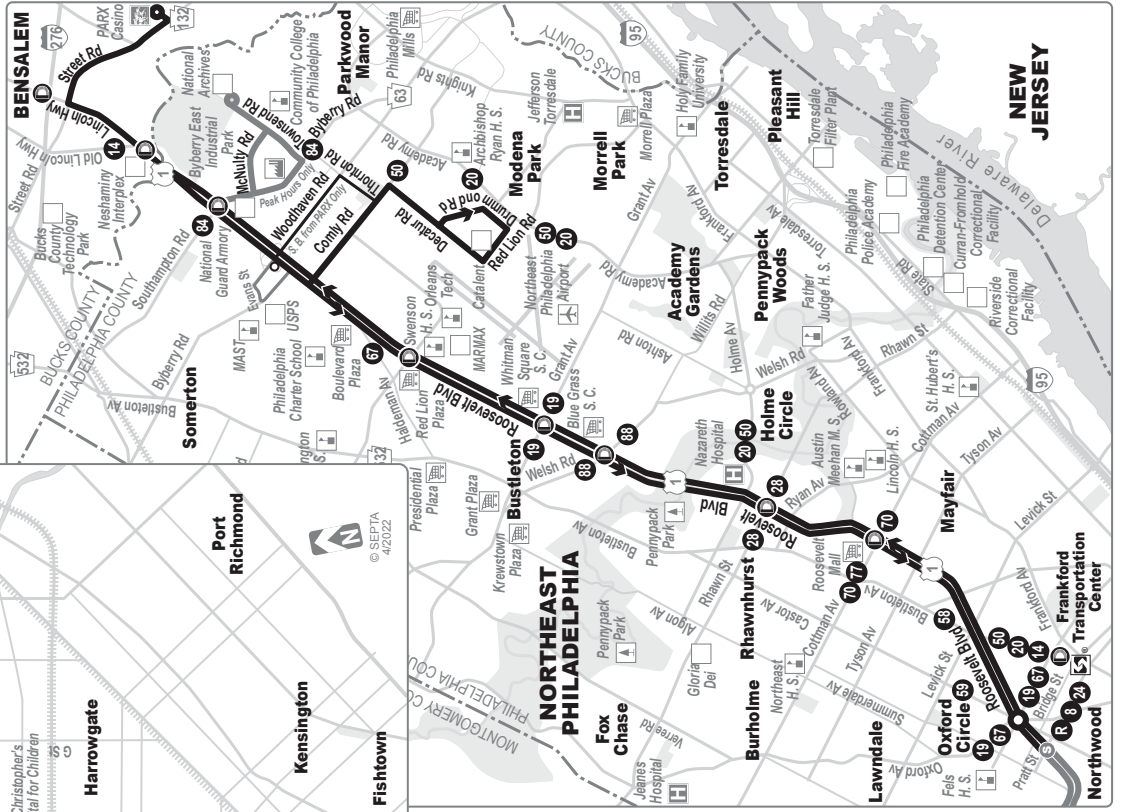
SERVICE SPAN	5:00A - 1:00A	6:30A - 7:30P	NO SERVICE
---------------------	----------------------	----------------------	-------------------

OPERATING STATISTICS

ONE WAY ROUTE MILES (AVG.)	25.0	<u>RANK</u>
DAILY AVERAGE (WK) RIDERSHIP	1,226	61ST
VEHICLE HOURS (ANNUAL)	29,503	
VEHICLE MILES (ANNUAL)	396,220	
PEAK VEHICLES	10	
FULLY ALLOCATED EXPENSES	\$5,205,815	
PASSENGER REVENUE	\$404,436	
OPERATING RATIO	8%	71ST
ON TIME % (SEASON)	70%	

CHARACTERISTICS

MODE	BUS
DIVISION	SURFACE - CITY
OPERATING DISTRICT(S)	COMLY, FRANKFORD
COUNTY(S) SERVED	PHILADELPHIA, MONTGOMERY, BUCKS
VEHICLE SIZE	40'



2

20th-Johnston to Pulaski- Hunting Park or Wayne Junction



SEPTA

Serving South
Philadelphia, Center
City and North
Philadelphia

SERVICE LEVELS (FREQUENCY IN MINUTES)

WEEKDAYS

AM PEAK	10
BASE	20
PM PEAK	12
EARLY EVENING	35
LATE NIGHT	45
OWL	--
TOTAL TRIPS	129

SATURDAYS

AM	30
BASE	30
PM	30
EARLY EVENING	35
LATE NIGHT	45
OWL	--
TOTAL TRIPS	78

SUNDAYS

AM	30
BASE	30
PM	30
EARLY EVENING	40
LATE NIGHT	45
OWL	--
TOTAL TRIPS	78

SERVICE SPAN 5:00A - 3:00A

5:00A - 3:00A

5:00A - 3:00A

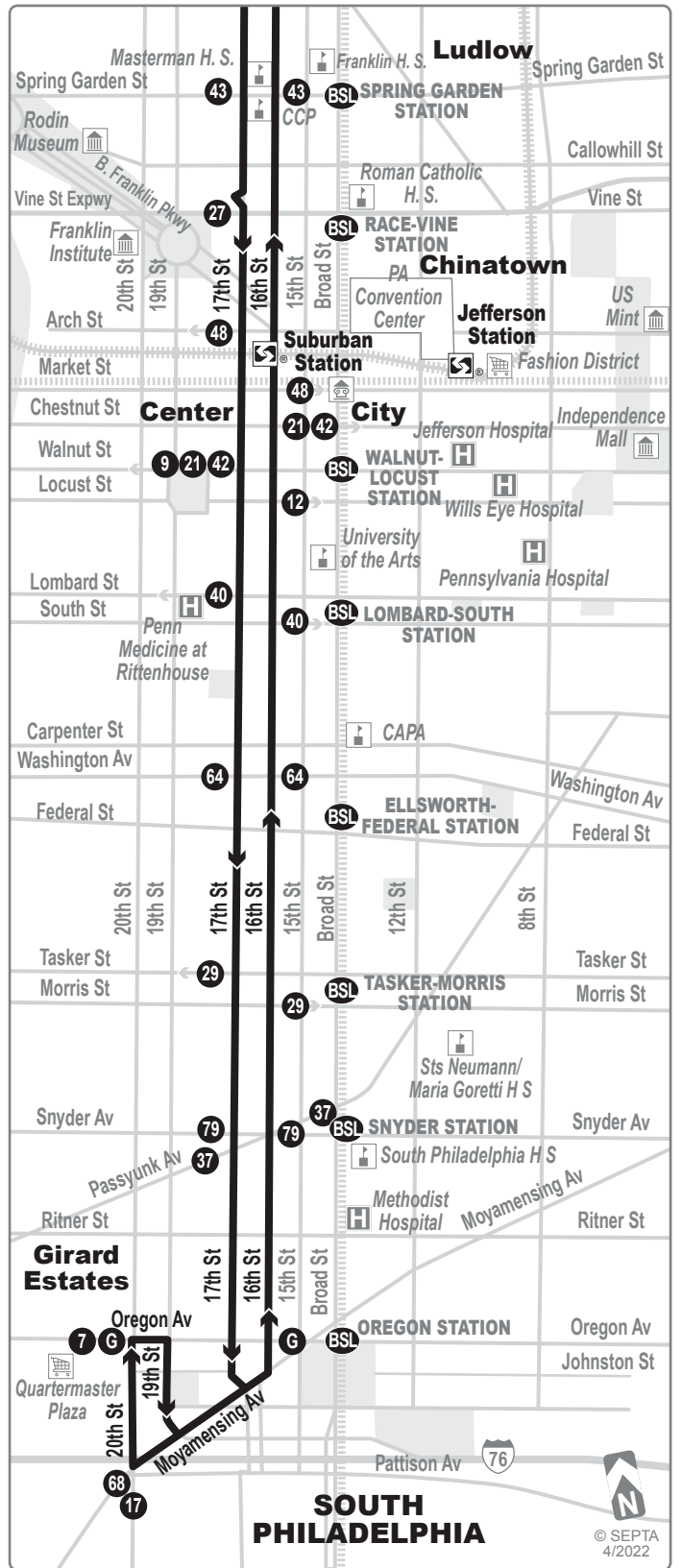
OPERATING STATISTICS

ONE WAY ROUTE MILES (AVG.)	8.1	<u>RANK</u>
DAILY AVERAGE (WK) RIDERSHIP	1,841	49TH
VEHICLE HOURS (ANNUAL)	47,749	
VEHICLE MILES (ANNUAL)	364,799	
PEAK VEHICLES	11	
FULLY ALLOCATED EXPENSES	\$6,519,836	
PASSENGER REVENUE	\$653,642	
OPERATING RATIO	10%	53RD
ON TIME % (SEASON)	74%	

CHARACTERISTICS

MODE
DIVISION
OPERATING DISTRICT(S)
COUNTY(S) SERVED
VEHICLE SIZE

BUS
SURFACE - CITY
MIDVALE, SOUTHERN
PHILADELPHIA
40'



3

33rd-Cecil B. Moore to Frankford Transportation Center



SEPTA

Serving Strawberry Mansion and North Philadelphia

SERVICE LEVELS (FREQUENCY IN MINUTES)

WEEKDAYS

AM PEAK	10
BASE	15
PM PEAK	10
EARLY EVENING	15
LATE NIGHT	30
OWL	--
TOTAL TRIPS	172

SATURDAYS

AM	25
BASE	20
PM	20
EARLY EVENING	30
LATE NIGHT	30
OWL	--
TOTAL TRIPS	107

SUNDAYS

AM	30
BASE	20
PM	20
EARLY EVENING	30
LATE NIGHT	30
OWL	--
TOTAL TRIPS	101

SERVICE SPAN

4:30A - 2:30A

5:00A - 2:30A

5:30A - 2:30A

OPERATING STATISTICS

ONE WAY ROUTE MILES (AVG.)	8.4	<u>RANK</u>
DAILY AVERAGE (WK) RIDERSHIP	3,813	22ND
VEHICLE HOURS (ANNUAL)	55,363	
VEHICLE MILES (ANNUAL)	437,925	
PEAK VEHICLES	14	
FULLY ALLOCATED EXPENSES	\$7,885,102	
PASSENGER REVENUE	\$1,428,467	
OPERATING RATIO	18%	9TH
ON TIME % (SEASON)	80%	

CHARACTERISTICS

MODE
DIVISION
OPERATING DISTRICT(S)
COUNTY(S) SERVED
VEHICLE SIZE

BUS
SURFACE - CITY
FRANKFORD
PHILADELPHIA
40'



4

Broad-Pattison to Fern Rock Transportation Center



SEPTA

Serving
Center City

SERVICE LEVELS (FREQUENCY IN MINUTES)

WEEKDAYS

AM PEAK	15
BASE	24
PM PEAK	15
EARLY EVENING	40
LATE NIGHT	40
OWL	--
TOTAL TRIPS	101

SATURDAYS

AM	30
BASE	22
PM	24
EARLY EVENING	30
LATE NIGHT	40
OWL	--
TOTAL TRIPS	88

SUNDAYS

AM	30
BASE	30
PM	30
EARLY EVENING	30
LATE NIGHT	40
OWL	--
TOTAL TRIPS	74

SERVICE SPAN

5:00A - 2:30A

5:30A - 2:30A

5:30A - 2:00A

OPERATING STATISTICS

ONE WAY ROUTE MILES (AVG.)	10.8	<u>RANK</u>
DAILY AVERAGE (WK) RIDERSHIP	2,751	33RD
VEHICLE HOURS (ANNUAL)	48,061	
VEHICLE MILES (ANNUAL)	449,366	
PEAK VEHICLES	11	
FULLY ALLOCATED EXPENSES	\$6,757,082	
PASSENGER REVENUE	\$1,003,204	
OPERATING RATIO	15%	26TH
ON TIME % (SEASON)	69%	

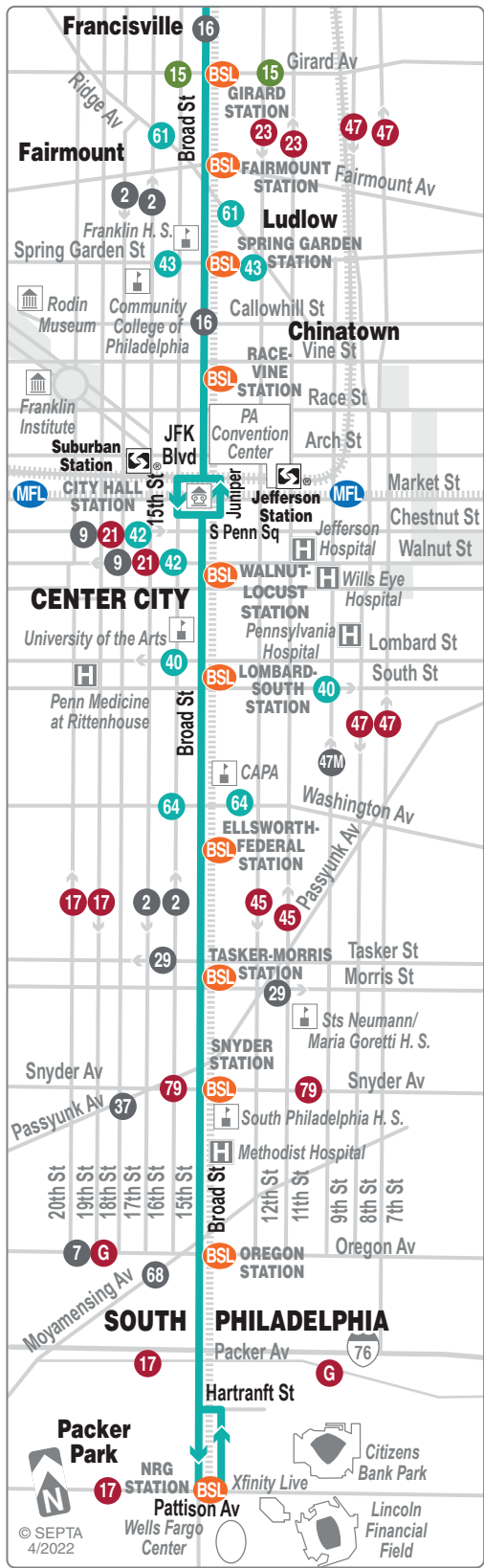
CHARACTERISTICS

MODE
DIVISION
OPERATING DISTRICT(S)
COUNTY(S) SERVED
VEHICLE SIZE

BUS
SURFACE - CITY
MIDVALE, SOUTHERN
PHILADELPHIA
40'



A free interchange between Routes 4 and 16 - for same direction travel, is provided for SEPTA Key card users, at any of the shared stops between Broad St & Allegheny Av and 15th & Market Sts



© SEPTA 4/2022

5

Front-Market to Frankford Transportation Center



SEPTA

Serving
Center City

SERVICE LEVELS (FREQUENCY IN MINUTES)

WEEKDAYS

AM PEAK	15
BASE	25
PM PEAK	15
EARLY EVENING	30
LATE NIGHT	50
OWL	--
TOTAL TRIPS	112

SATURDAYS

AM	45
BASE	30
PM	30
EARLY EVENING	45
LATE NIGHT	60
OWL	--
TOTAL TRIPS	66

SUNDAYS

AM	45
BASE	30
PM	30
EARLY EVENING	45
LATE NIGHT	60
OWL	--
TOTAL TRIPS	66

SERVICE SPAN 5:00A - 2:30A

5:00A - 2:30A

5:00A - 2:30A

OPERATING STATISTICS

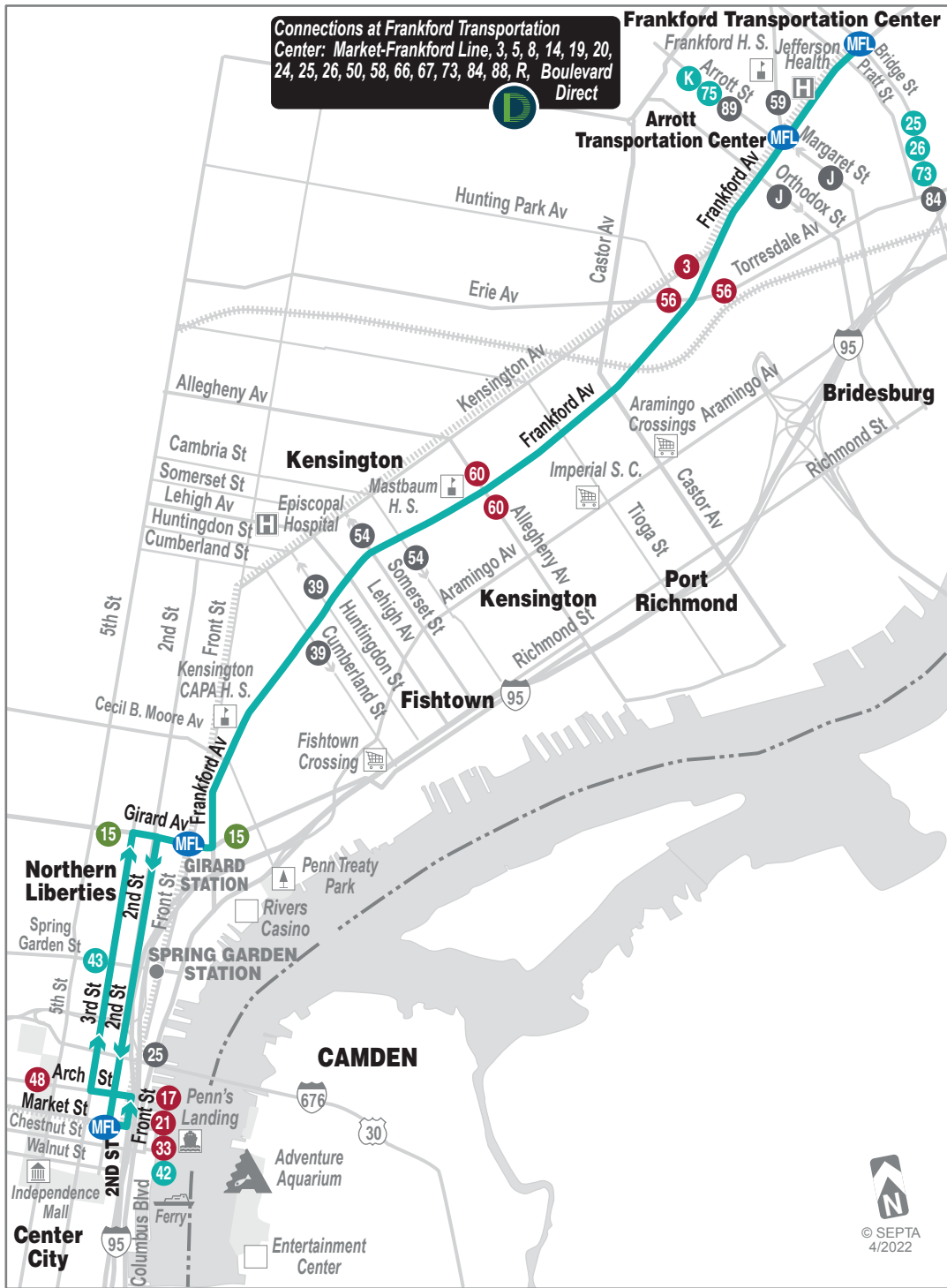
ONE WAY ROUTE MILES (AVG.)	6.8	<u>RANK</u>
DAILY AVERAGE (WK) RIDERSHIP	1,333	59TH
VEHICLE HOURS (ANNUAL)	28,977	
VEHICLE MILES (ANNUAL)	246,592	
PEAK VEHICLES	8	
FULLY ALLOCATED EXPENSES	\$4,326,719	
PASSENGER REVENUE	\$480,632	
OPERATING RATIO	11%	48TH
ON TIME % (SEASON)	75%	

CHARACTERISTICS

MODE
DIVISION
OPERATING DISTRICT(S)
COUNTY(S) SERVED
VEHICLE SIZE

BUS
SURFACE - CITY
FRANKFORD
PHILADELPHIA
40'

Connections at Frankford Transportation Center: Market-Frankford Line, 3, 5, 8, 14, 19, 20, 24, 25, 26, 50, 58, 66, 67, 73, 84, 88, R, Boulevard Direct



6

Cheltenham- Ogontz to Olney Transportation Center



SEPTA

Serving
West Oak Lane

SERVICE LEVELS (FREQUENCY IN MINUTES)

WEEKDAYS

AM PEAK	11
BASE	15
PM PEAK	12
EARLY EVENING	15
LATE NIGHT	15
OWL	60
TOTAL TRIPS	172

SATURDAYS

AM	20
BASE	15
PM	15
EARLY EVENING	30
LATE NIGHT	30
OWL	60
TOTAL TRIPS	132

SUNDAYS

AM	25
BASE	20
PM	20
EARLY EVENING	30
LATE NIGHT	30
OWL	60
TOTAL TRIPS	110

SERVICE SPAN 24 HOURS

24 HOURS

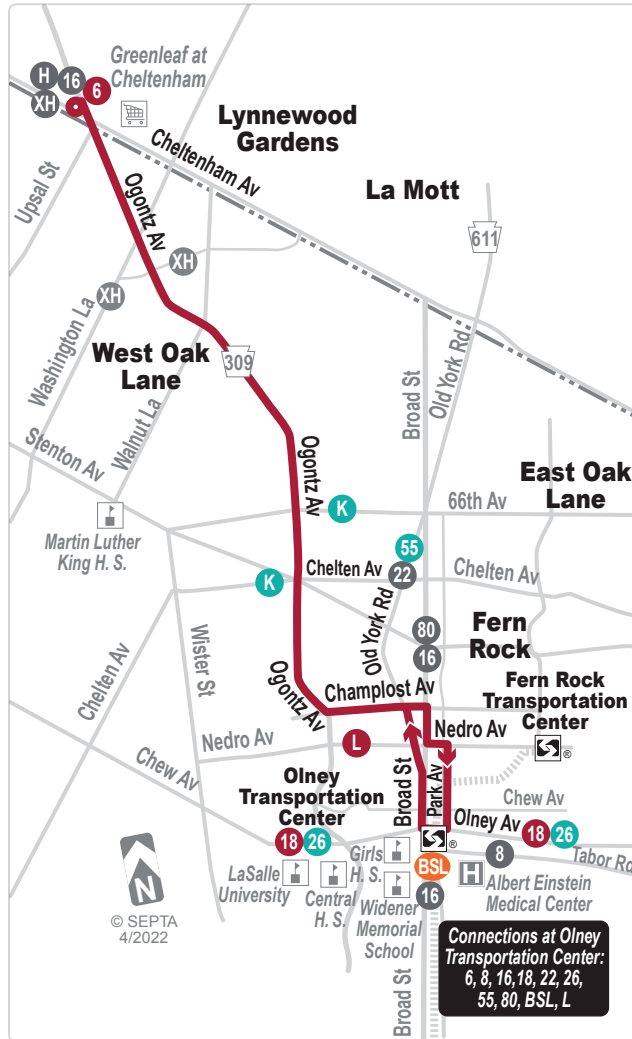
24 HOURS

OPERATING STATISTICS

ONE WAY ROUTE MILES (AVG.)	3.1	RANK
DAILY AVERAGE (WK) RIDERSHIP	2,503	37TH
VEHICLE HOURS (ANNUAL)	32,745	
VEHICLE MILES (ANNUAL)	238,386	
PEAK VEHICLES	7	
FULLY ALLOCATED EXPENSES	\$4,315,571	
PASSENGER REVENUE	\$747,684	
OPERATING RATIO	17%	16TH
ON TIME % (SEASON)	92%	

CHARACTERISTICS

MODE	BUS
DIVISION	SURFACE - CITY
OPERATING DISTRICT(S)	ALLEGHENY
COUNTY(S) SERVED	PHILADELPHIA, MONTGOMERY
VEHICLE SIZE	60'



7

Pier 70 to 33rd-Dauphin



SEPTA

Serving
Center City

SERVICE LEVELS (FREQUENCY IN MINUTES)

WEEKDAYS

AM PEAK	15
BASE	25
PM PEAK	15
EARLY EVENING	50
LATE NIGHT	60
OWL	--
TOTAL TRIPS	103

SATURDAYS

AM	30
BASE	20
PM	30
EARLY EVENING	60
LATE NIGHT	60
OWL	--
TOTAL TRIPS	84

SUNDAYS

AM	30
BASE	20
PM	30
EARLY EVENING	50
LATE NIGHT	60
OWL	--
TOTAL TRIPS	84

SERVICE SPAN 5:00A - 2:30A

5:30A - 2:00A

5:30A - 2:00A

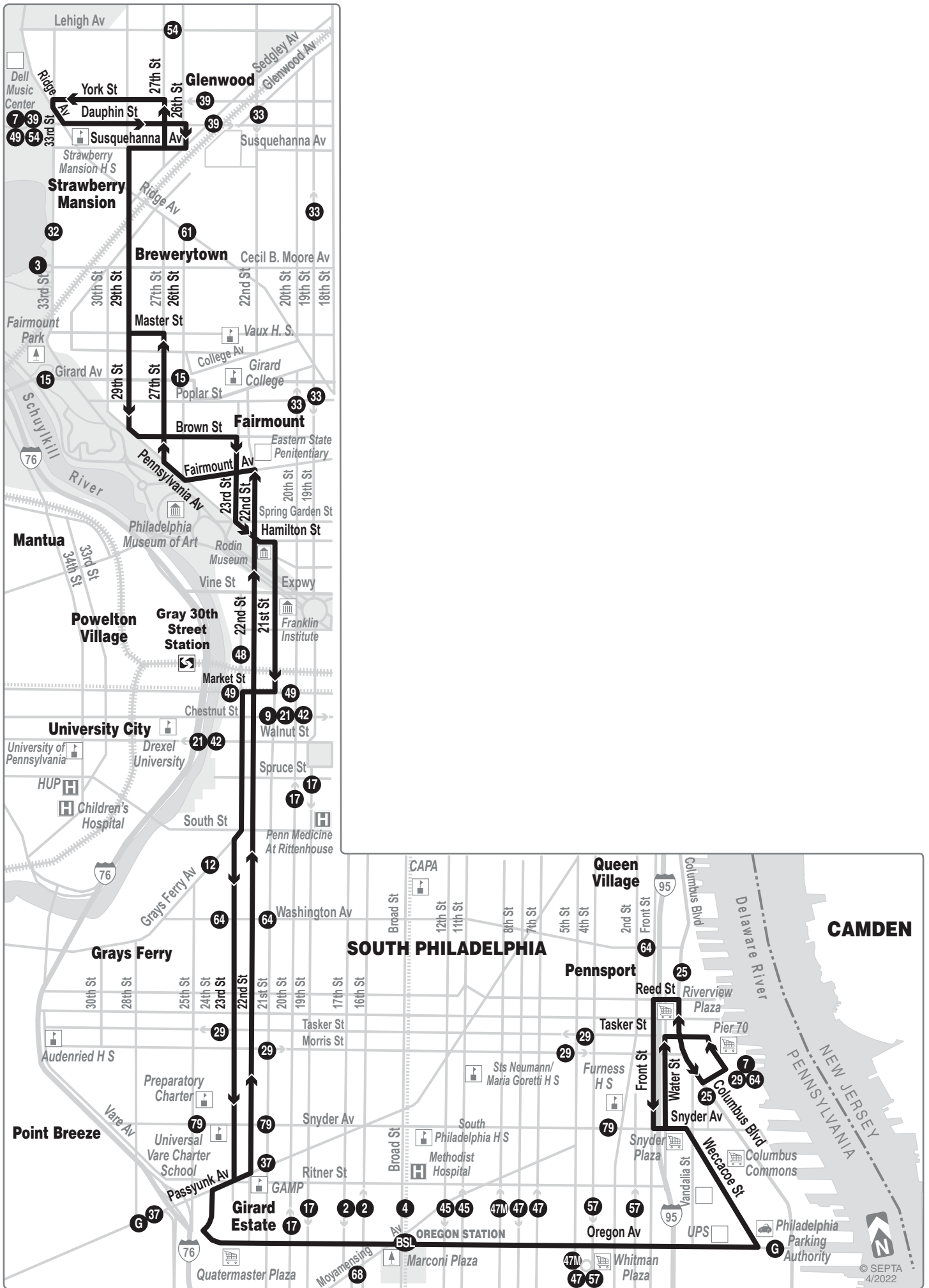
OPERATING STATISTICS

ONE WAY ROUTE MILES (AVG.)	11.0	<u>RANK</u>
DAILY AVERAGE (WK) RIDERSHIP	2,470	38TH
VEHICLE HOURS (ANNUAL)	48,542	
VEHICLE MILES (ANNUAL)	439,795	
PEAK VEHICLES	12	
FULLY ALLOCATED EXPENSES	\$6,993,671	
PASSENGER REVENUE	\$953,915	
OPERATING RATIO	14%	31ST
ON TIME % (SEASON)	67%	

CHARACTERISTICS

MODE
DIVISION
OPERATING DISTRICT(S)
COUNTY(S) SERVED
VEHICLE SIZE

BUS
SURFACE - CITY
SOUTHERN
PHILADELPHIA
40'



8

Olney Transportation Center to Frankford Transportation Center



SEPTA

Serving Olney

SERVICE LEVELS (FREQUENCY IN MINUTES)

WEEKDAYS

AM PEAK	10
BASE	30
PM PEAK	20
EARLY EVENING	--
LATE NIGHT	--
OWL	--
TOTAL TRIPS	77

SATURDAYS

AM	--
BASE	--
PM	--
EARLY EVENING	--
LATE NIGHT	--
OWL	--
TOTAL TRIPS	--

SUNDAYS

AM	--
BASE	--
PM	--
EARLY EVENING	--
LATE NIGHT	--
OWL	--
TOTAL TRIPS	--

SERVICE SPAN 5:00A - 8:00P

NO SERVICE

NO SERVICE

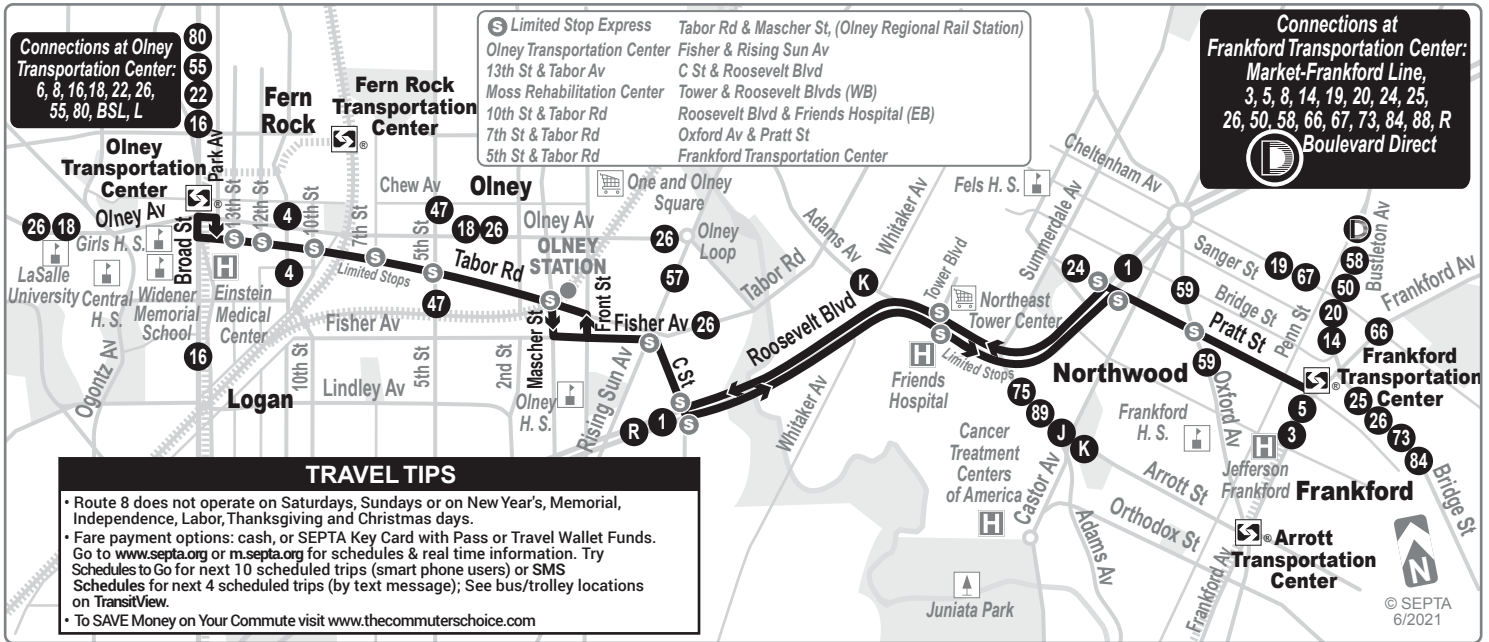
OPERATING STATISTICS

ONE WAY ROUTE MILES (AVG.)	5.0	<u>RANK</u>
DAILY AVERAGE (WK) RIDERSHIP	651	78TH
VEHICLE HOURS (ANNUAL)	10,125	
VEHICLE MILES (ANNUAL)	88,395	
PEAK VEHICLES	4	
FULLY ALLOCATED EXPENSES	\$1,795,229	
PASSENGER REVENUE	\$194,321	
OPERATING RATIO	11%	49TH
ON TIME % (SEASON)	89%	

CHARACTERISTICS

MODE
DIVISION
OPERATING DISTRICT(S)
COUNTY(S) SERVED
VEHICLE SIZE

BUS
SURFACE - CITY
FRANKFORD
PHILADELPHIA
40'



9

4th-Walnut to Andorra



SEPTA

Serving
Center City and
Roxborough

SERVICE LEVELS (FREQUENCY IN MINUTES)

WEEKDAYS

AM PEAK	12
BASE	20
PM PEAK	16
EARLY EVENING	35
LATE NIGHT	45
OWL	--
TOTAL TRIPS	125

SATURDAYS

AM	30
BASE	30
PM	30
EARLY EVENING	30
LATE NIGHT	50
OWL	--
TOTAL TRIPS	75

SUNDAYS

AM	60
BASE	60
PM	60
EARLY EVENING	60
LATE NIGHT	60
OWL	--
TOTAL TRIPS	38

SERVICE SPAN 5:00A - 2:00A

5:30A - 2:00A

6:00A - 12:30A

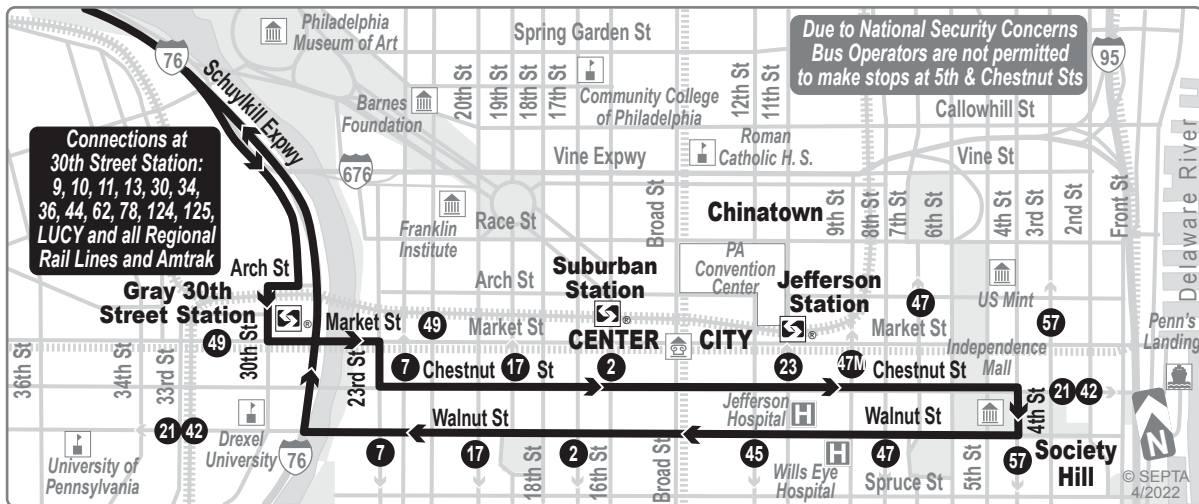
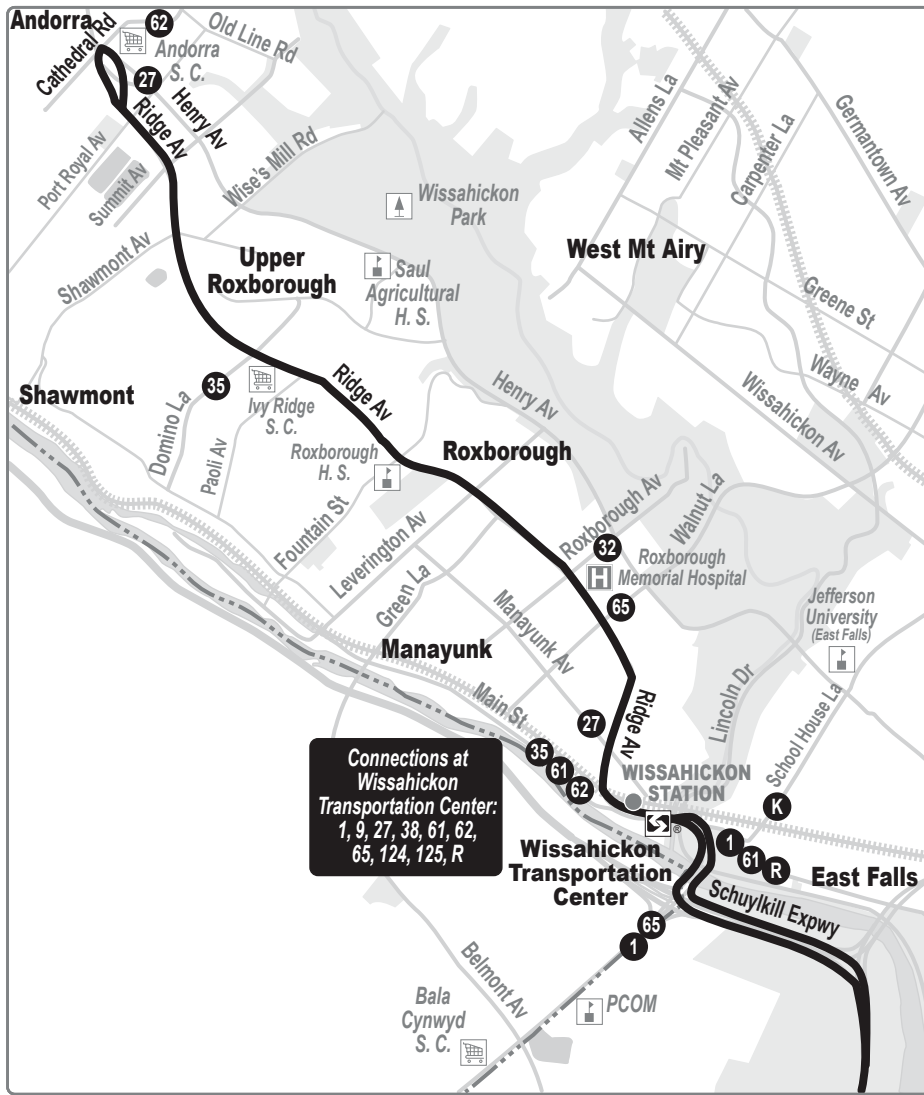
OPERATING STATISTICS

ONE WAY ROUTE MILES (AVG.)	12.0	<u>RANK</u>
DAILY AVERAGE (WK) RIDERSHIP	1,737	53RD
VEHICLE HOURS (ANNUAL)	44,588	
VEHICLE MILES (ANNUAL)	520,347	
PEAK VEHICLES	11	
FULLY ALLOCATED EXPENSES	\$6,717,891	
PASSENGER REVENUE	\$614,782	
OPERATING RATIO	9%	59TH
ON TIME % (SEASON)	71%	

CHARACTERISTICS

MODE
DIVISION
OPERATING DISTRICT(S)
COUNTY(S) SERVED
VEHICLE SIZE

BUS
SURFACE - CITY
ALLEGHENY
PHILADELPHIA
40'



Route 9 will operate alternate route service in the event of adverse conditions on the Schuylkill Expressway. No transit stops are affected.

10

13th-Market to 63rd-Malvern



SEPTA

Serving
Center City
and Overbrook

SERVICE LEVELS (FREQUENCY IN MINUTES)

WEEKDAYS

AM PEAK	5
BASE	10
PM PEAK	5
EARLY EVENING	15
LATE NIGHT	30
OWL	35
TOTAL TRIPS	266

SATURDAYS

AM	20
BASE	15
PM	15
EARLY EVENING	20
LATE NIGHT	30
OWL	35
TOTAL TRIPS	146

SUNDAYS

AM	30
BASE	20
PM	20
EARLY EVENING	20
LATE NIGHT	30
OWL	35
TOTAL TRIPS	120

SERVICE
SPAN

24 HOURS

24 HOURS

24 HOURS

OPERATING STATISTICS

ONE WAY ROUTE MILES (AVG.)	5.9	<u>RANK</u>
DAILY AVERAGE (WK) RIDERSHIP	3,977	20TH
VEHICLE HOURS (ANNUAL)	34,136	
VEHICLE MILES (ANNUAL)	296,980	
PEAK VEHICLES	17	
FULLY ALLOCATED EXPENSES	\$16,948,389	
PASSENGER REVENUE	\$1,459,810	
OPERATING RATIO	9%	64TH
ON TIME % (SEASON)	68%	

CHARACTERISTICS

MODE
DIVISION
OPERATING DISTRICT(S)
COUNTY(S) SERVED
VEHICLE SIZE

TROLLEY
SURFACE - CITY
CALLOWHILL
PHILADELPHIA
50'



11

13th-Market to Darby Transportation Center



SEPTA

Serving Center City
and Southwest
Philadelphia

SERVICE LEVELS (FREQUENCY IN MINUTES)

WEEKDAYS

AM PEAK	7
BASE	10
PM PEAK	7
EARLY EVENING	15
LATE NIGHT	30
OWL	--
TOTAL TRIPS	219

SATURDAYS

AM	20
BASE	12
PM	15
EARLY EVENING	20
LATE NIGHT	30
OWL	--
TOTAL TRIPS	144

SUNDAYS

AM	30
BASE	20
PM	20
EARLY EVENING	20
LATE NIGHT	30
OWL	--
TOTAL TRIPS	110

SERVICE SPAN

4:30A - 2:00A

4:30A - 2:00A

4:30A - 2:00A

OPERATING STATISTICS

ONE WAY ROUTE MILES (AVG.)	7.0	<u>RANK</u>
DAILY AVERAGE (WK) RIDERSHIP	4,626	12TH
VEHICLE HOURS (ANNUAL)	48,012	
VEHICLE MILES (ANNUAL)	417,700	
PEAK VEHICLES	14	
FULLY ALLOCATED EXPENSES	\$17,329,154	
PASSENGER REVENUE	\$1,777,865	
OPERATING RATIO	10%	50TH
ON TIME % (SEASON)	69%	

CHARACTERISTICS

MODE
DIVISION
OPERATING DISTRICT(S)
COUNTY(S) SERVED
VEHICLE SIZE

TROLLEY
SURFACE - CITY
ELMWOOD
PHILADELPHIA, DELAWARE
50'



69th Street Transportation Center

Stonehurst

WEST PHILADELPHIA

University City

Gray 30th Street Station

Suburban Station

Sherwood

Angora

Kingsessing

YEADON

Mt Moriah

Bartram Gardens

Point Breeze

Girard Estates

SOUTHWEST PHILADELPHIA

DARBY

Connections at Darby Transportation Center with Routes: 11, 13, 113, 114, 115



© SEPTA 4/2022

12

Columbus-Dock to 50th-Woodland



SEPTA

Serving
Society Hill
and Kingsessing

SERVICE LEVELS (FREQUENCY IN MINUTES)

WEEKDAYS

AM PEAK	15
BASE	20
PM PEAK	15
EARLY EVENING	30
LATE NIGHT	30
OWL	--
TOTAL TRIPS	122

SATURDAYS

AM	30
BASE	20
PM	20
EARLY EVENING	40
LATE NIGHT	60
OWL	--
TOTAL TRIPS	82

SUNDAYS

AM	30
BASE	30
PM	30
EARLY EVENING	40
LATE NIGHT	60
OWL	--
TOTAL TRIPS	64

SERVICE SPAN

5:00A - 1:30A

6:00A - 1:30A

6:00A - 1:30A

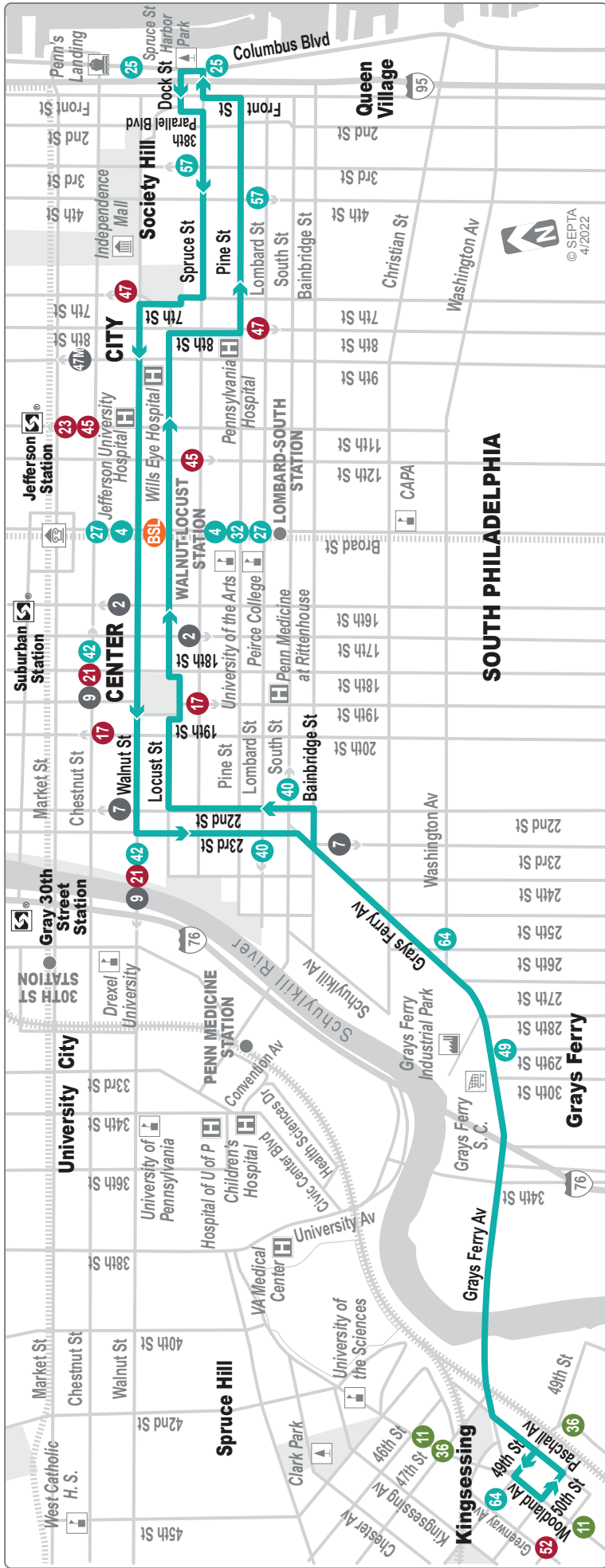
OPERATING STATISTICS

ONE WAY ROUTE MILES (AVG.)	4.8	<u>RANK</u>
DAILY AVERAGE (WK) RIDERSHIP	1,035	68TH
VEHICLE HOURS (ANNUAL)	31,788	
VEHICLE MILES (ANNUAL)	216,158	
PEAK VEHICLES	6	
FULLY ALLOCATED EXPENSES	\$3,966,885	
PASSENGER REVENUE	\$375,597	
OPERATING RATIO	10%	57TH
ON TIME % (SEASON)	77%	

CHARACTERISTICS

MODE
DIVISION
OPERATING DISTRICT(S)
COUNTY(S) SERVED
VEHICLE SIZE

BUS
SURFACE - CITY
SOUTHERN
PHILADELPHIA
40'



SOUTH PHILADELPHIA

Grays Ferry

Kingessing

Spruce Hill

University City

CENTER 2

CITY

Queen Village

Grays Ferry S.C.

Grays Ferry Industrial Park

University of the Sciences

Hospital of U of P Pennsylvania

PENN MEDICINE STATION

LOMBARD-SOUTH STATION

Society Hill

Penn's Landing

© SEPTA 4/2022

13

13th-Market to Yeadon and Darby Transportation Center



SEPTA

Serving Center
City and Southwest
Philadelphia

SERVICE LEVELS (FREQUENCY IN MINUTES)

WEEKDAYS

AM PEAK	5
BASE	10
PM PEAK	5
EARLY EVENING	15
LATE NIGHT	30
OWL	35
TOTAL TRIPS	266

SATURDAYS

AM	20
BASE	12
PM	15
EARLY EVENING	20
LATE NIGHT	30
OWL	35
TOTAL TRIPS	156

SUNDAYS

AM	30
BASE	20
PM	20
EARLY EVENING	20
LATE NIGHT	30
OWL	35
TOTAL TRIPS	114

SERVICE SPAN 24 HOURS

24 HOURS

24 HOURS

OPERATING STATISTICS

ONE WAY ROUTE MILES (AVG.)	7.0	<u>RANK</u>
DAILY AVERAGE (WK) RIDERSHIP	4,587	14TH
VEHICLE HOURS (ANNUAL)	55,043	
VEHICLE MILES (ANNUAL)	478,872	
PEAK VEHICLES	15	
FULLY ALLOCATED EXPENSES	\$19,177,215	
PASSENGER REVENUE	\$1,683,613	
OPERATING RATIO	9%	60TH
ON TIME % (SEASON)	76%	

CHARACTERISTICS

MODE
DIVISION
OPERATING DISTRICT(S)
COUNTY(S) SERVED
VEHICLE SIZE

TROLLEY
SURFACE - CITY
ELMWOOD
PHILADELPHIA, DELAWARE
50'



69th Street Transportation Center

Stonehurst

WEST PHILADELPHIA

University City

Gray 30th Street Station

Suburban Station

Sherwood

Grays Ferry

SOUTH PHILADELPHIA

YEADON

Mt Moriah

Bartram Gardens

Point Breeze

Girard Estates

SOUTHWEST PHILADELPHIA

DARBY

Connections at Darby Transportation Center with Routes: 11, 13, 113, 114, 115

Philadelphia Wholesale Produce Market



© SEPTA 4/2022

14

Oxford Valley and Neshaminy Malls to Frankford Transportation Center



SEPTA

Serving Northeast Philadelphia

SERVICE LEVELS (FREQUENCY IN MINUTES)

WEEKDAYS

AM PEAK	9
BASE	15
PM PEAK	12
EARLY EVENING	25
LATE NIGHT	30
OWL	60
TOTAL TRIPS	185

SATURDAYS

AM	15
BASE	15
PM	20
EARLY EVENING	20
LATE NIGHT	30
OWL	60
TOTAL TRIPS	147

SUNDAYS

AM	25
BASE	20
PM	20
EARLY EVENING	30
LATE NIGHT	40
OWL	60
TOTAL TRIPS	115

SERVICE SPAN 24 HOURS

24 HOURS

24 HOURS

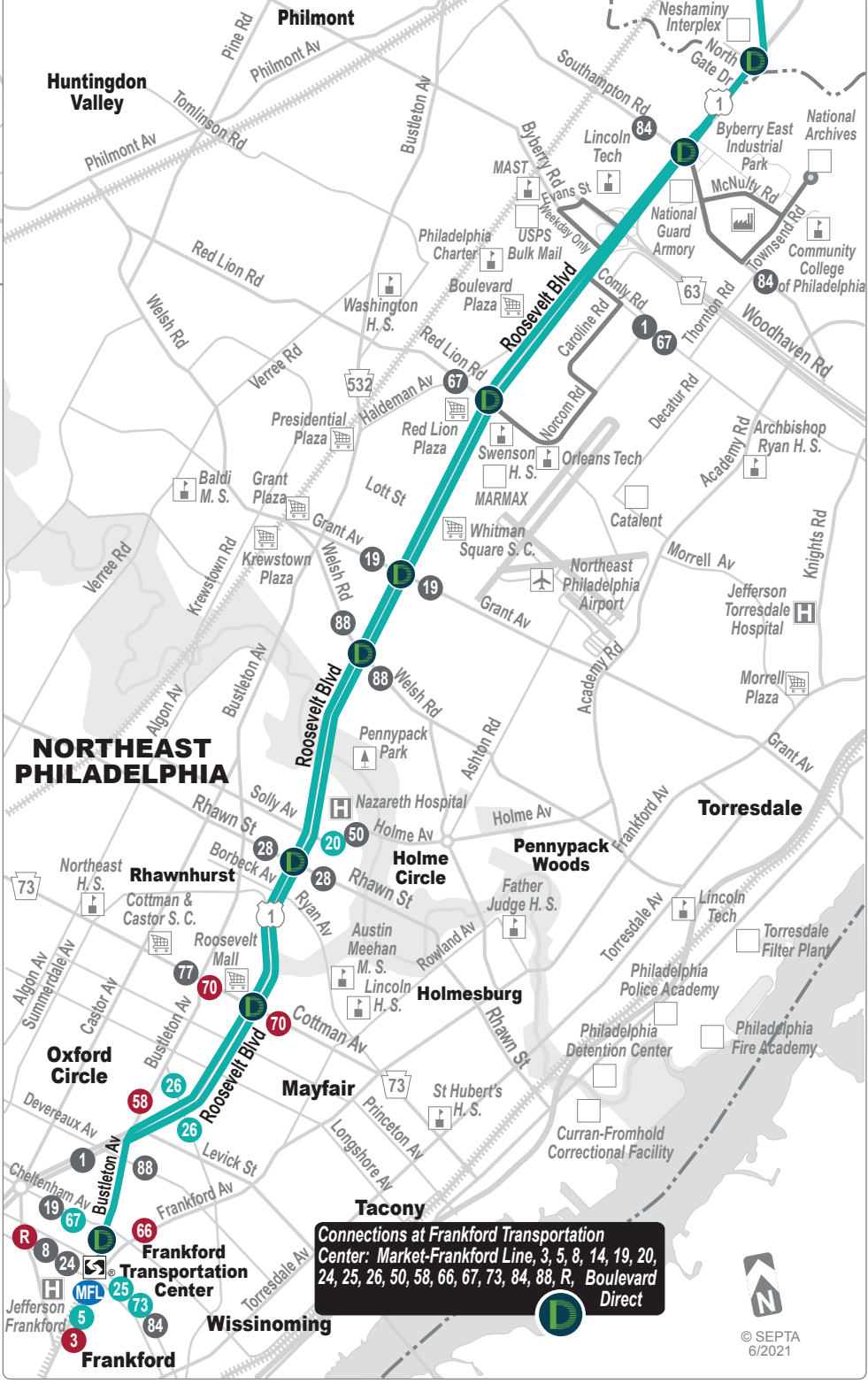
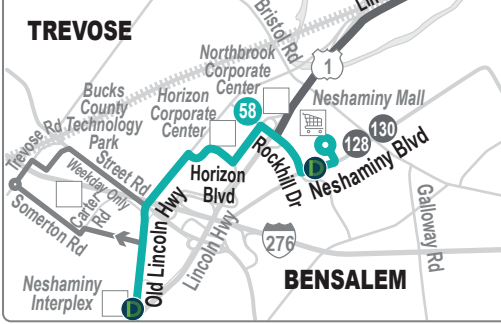
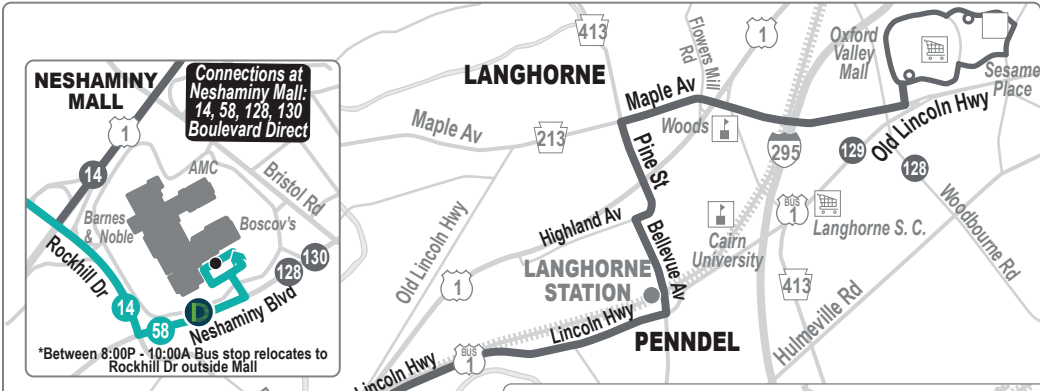
OPERATING STATISTICS

ONE WAY ROUTE MILES (AVG.)	19.2	<u>RANK</u>
DAILY AVERAGE (WK) RIDERSHIP	2,723	34TH
VEHICLE HOURS (ANNUAL)	67,191	
VEHICLE MILES (ANNUAL)	856,685	
PEAK VEHICLES	14	
FULLY ALLOCATED EXPENSES	\$9,716,060	
PASSENGER REVENUE	\$813,267	
OPERATING RATIO	8%	66TH
ON TIME % (SEASON)	77%	

CHARACTERISTICS

MODE
DIVISION
OPERATING DISTRICT(S)
COUNTY(S) SERVED
VEHICLE SIZE

BUS
SURFACE - CITY
COMLY
PHILADELPHIA, BUCKS
60'



15

63rd-Girard to Richmond- Westmoreland



SEPTA

Serving Haddington
and Port Richmond

SERVICE LEVELS (FREQUENCY IN MINUTES)

WEEKDAYS

AM PEAK	8
BASE	15
PM PEAK	9
EARLY EVENING	15
LATE NIGHT	30
OWL	30
TOTAL TRIPS	210

SATURDAYS

AM	20
BASE	15
PM	15
EARLY EVENING	20
LATE NIGHT	30
OWL	30
TOTAL TRIPS	148

SUNDAYS

AM	20
BASE	15
PM	15
EARLY EVENING	25
LATE NIGHT	30
OWL	30
TOTAL TRIPS	146

SERVICE SPAN 24 HOURS

24 HOURS

24 HOURS

OPERATING STATISTICS

ONE WAY ROUTE MILES (AVG.)	9.4	<u>RANK</u>
DAILY AVERAGE (WK) RIDERSHIP	4,748	9TH
VEHICLE HOURS (ANNUAL)	76,204	
VEHICLE MILES (ANNUAL)	699,684	
PEAK VEHICLES	16	
FULLY ALLOCATED EXPENSES	\$10,348,676	
PASSENGER REVENUE	\$1,741,470	
OPERATING RATIO	17%	19TH
ON TIME % (SEASON)	54%	

CHARACTERISTICS

MODE
DIVISION
OPERATING DISTRICT(S)
COUNTY(S) SERVED
VEHICLE SIZE

TROLLEY
SURFACE - CITY
CALLOWHILL
PHILADELPHIA
46'6"

When boarding at these carstops, please use care and look for this center island boarding location symbol. In the event of a service substitution, buses will stop at the center island carstops.



16

City Hall to Cheltenham- Ogontz



SEPTA

Serving Olney,
North Philadelphia
and Center City

SERVICE LEVELS (FREQUENCY IN MINUTES)

WEEKDAYS

AM PEAK	15
BASE	24
PM PEAK	15
EARLY EVENING	40
LATE NIGHT	40
OWL	--
TOTAL TRIPS	107

SATURDAYS

AM	30
BASE	22
PM	22
EARLY EVENING	30
LATE NIGHT	40
OWL	--
TOTAL TRIPS	118

SUNDAYS

AM	30
BASE	30
PM	30
EARLY EVENING	30
LATE NIGHT	40
OWL	--
TOTAL TRIPS	76

SERVICE SPAN

4:30A - 2:30A

5:30A - 2:00A

5:30A - 2:00A

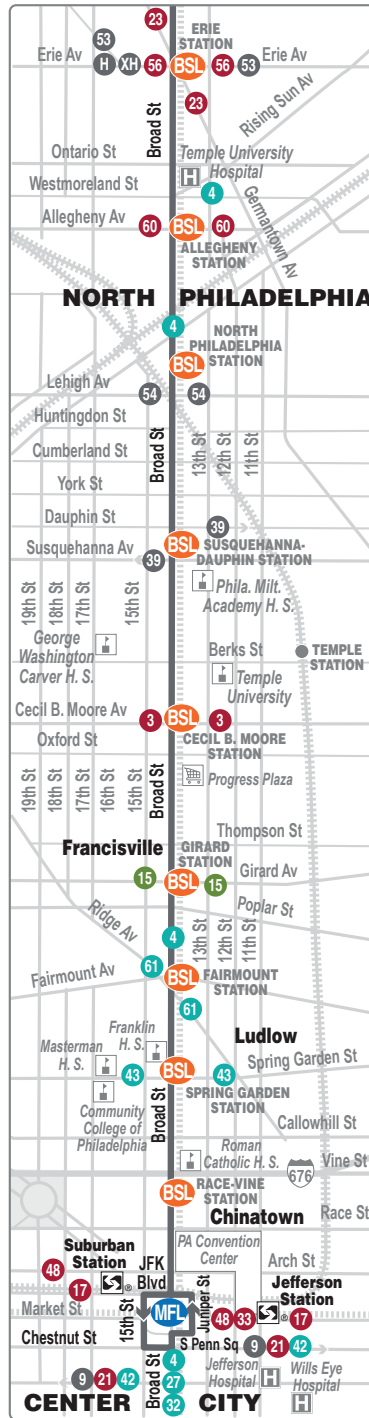
OPERATING STATISTICS

ONE WAY ROUTE MILES (AVG.)	9.5	RANK
DAILY AVERAGE (WK) RIDERSHIP	3,316	29TH
VEHICLE HOURS (ANNUAL)	47,076	
VEHICLE MILES (ANNUAL)	363,901	
PEAK VEHICLES	9	
FULLY ALLOCATED EXPENSES	\$6,013,596	
PASSENGER REVENUE	\$1,241,802	
OPERATING RATIO	21%	2ND
ON TIME % (SEASON)	68%	

CHARACTERISTICS

MODE
DIVISION
OPERATING DISTRICT(S)
COUNTY(S) SERVED
VEHICLE SIZE

BUS
SURFACE - CITY
MIDVALE
PHILADELPHIA, MONTGOMERY
40'



17

Penn's Landing to 20th- Johnston and Broad-Pattison



Serving Center
City and South
Philadelphia;
The Navy Yard
on Weekends

SERVICE LEVELS (FREQUENCY IN MINUTES)

WEEKDAYS

AM PEAK	6
BASE	12
PM PEAK	7
EARLY EVENING	15
LATE NIGHT	30
OWL	30
TOTAL TRIPS	209

SATURDAYS

AM	15
BASE	12
PM	12
EARLY EVENING	20
LATE NIGHT	30
OWL	30
TOTAL TRIPS	174

SUNDAYS

AM	25
BASE	15
PM	15
EARLY EVENING	25
LATE NIGHT	30
OWL	30
TOTAL TRIPS	134

SERVICE
SPAN

24 HOURS

24 HOURS

24 HOURS

OPERATING STATISTICS

ONE WAY ROUTE MILES (AVG.)	6.1	<u>RANK</u>
DAILY AVERAGE (WK) RIDERSHIP	3,887	21ST
VEHICLE HOURS (ANNUAL)	57,971	
VEHICLE MILES (ANNUAL)	390,144	
PEAK VEHICLES	13	
FULLY ALLOCATED EXPENSES	\$7,698,228	
PASSENGER REVENUE	\$1,161,041	
OPERATING RATIO	15%	24TH
ON TIME % (SEASON)	78%	

CHARACTERISTICS

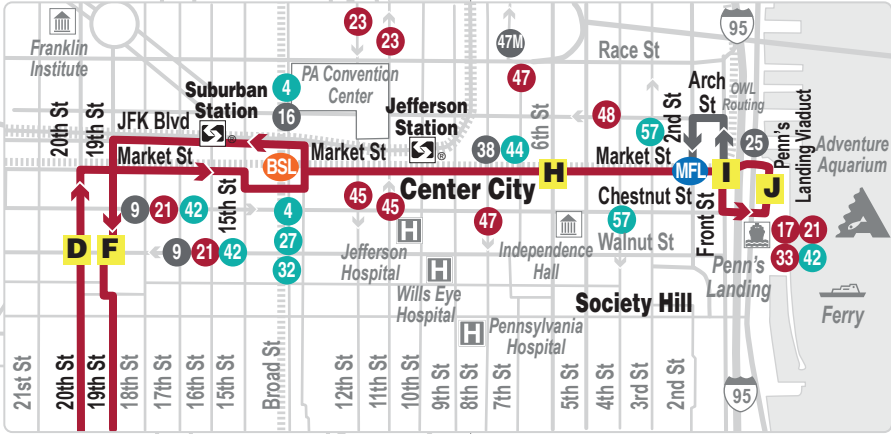
MODE
DIVISION
OPERATING DISTRICT(S)
COUNTY(S) SERVED
VEHICLE SIZE

BUS
SURFACE - CITY
SOUTHERN
PHILADELPHIA
60'



A B C

Yellow Squared Letters on the Timepoints correspond with the Yellow Square on the Map indicating the stop location



SOUTH PHILADELPHIA



© SEPTA
6/2021

18

Fox Chase to Cedarbrook Plaza



SEPTA

Serving
Lawndale and
East Mount Airy

SERVICE LEVELS (FREQUENCY IN MINUTES)

<u>WEEKDAYS</u>	<u>EXP</u>	<u>SATURDAYS</u>	<u>SUNDAYS</u>			
AM PEAK	6	12	AM	15	AM	30
BASE	15	--	BASE	15	BASE	20
PM PEAK	7	8	PM	15	PM	20
EARLY EVENING	15	--	EARLY EVENING	20	EARLY EVENING	20
LATE NIGHT	25	--	LATE NIGHT	25	LATE NIGHT	25
OWL	--	--	OWL	--	OWL	--
TOTAL TRIPS		232	TOTAL TRIPS	152	TOTAL TRIPS	116

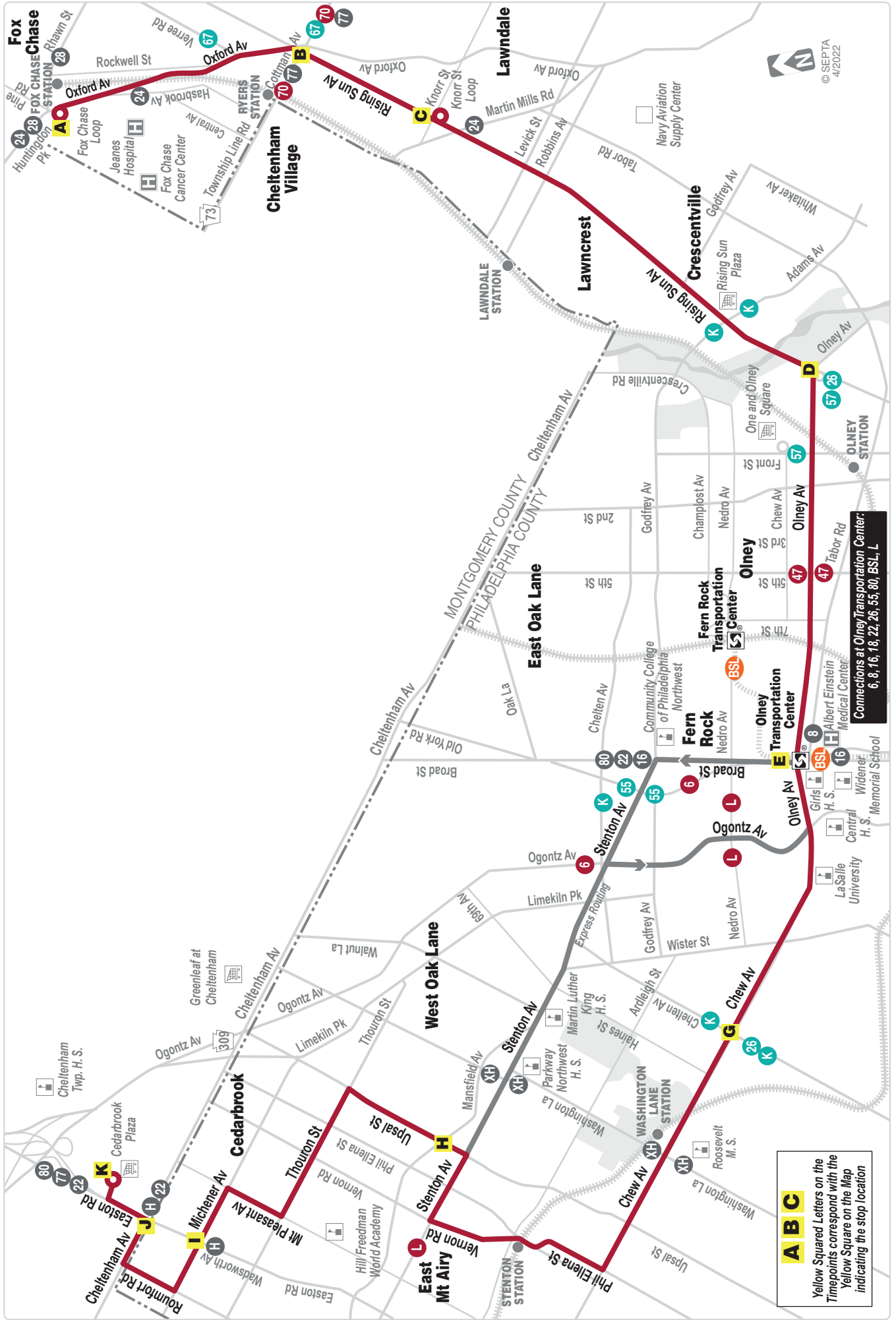
<u>SERVICE SPAN</u>	3:00A - 2:30A	3:00A - 2:00A	3:00A - 2:00A
---------------------	---------------	---------------	---------------

OPERATING STATISTICS

		<u>RANK</u>
ONE WAY ROUTE MILES (AVG.)	11.4	
DAILY AVERAGE (WK) RIDERSHIP	5,837	7TH
VEHICLE HOURS (ANNUAL)	102,090	
VEHICLE MILES (ANNUAL)	1,005,586	
PEAK VEHICLES	23	
FULLY ALLOCATED EXPENSES	\$14,400,091	
PASSENGER REVENUE	\$1,743,215	
OPERATING RATIO	12%	43RD
ON TIME % (SEASON)	76%	

CHARACTERISTICS

MODE	BUS
DIVISION	SURFACE - CITY
OPERATING DISTRICT(S)	MIDVALE
COUNTY(S) SERVED	PHILADELPHIA, MONTGOMERY
VEHICLE SIZE	60'



A B C
 Yellow Squared Letters on the
 Timepoints correspond with the
 Yellow Square on the Map
 indicating the stop location

Connections at Olney Transportation Center:
 6, 8, 16, 18, 22, 26, 35, 80, BSL, L

19

Torresdale Station to Frankford Transportation Center



SEPTA

Serving
Northeast
Philadelphia

SERVICE LEVELS (FREQUENCY IN MINUTES)

WEEKDAYS

AM PEAK	25
BASE	50
PM PEAK	30
EARLY EVENING	--
LATE NIGHT	--
OWL	--
TOTAL TRIPS	49

SATURDAYS

AM	60
BASE	60
PM	60
EARLY EVENING	--
LATE NIGHT	--
OWL	--
TOTAL TRIPS	24

SUNDAYS

AM	--
BASE	--
PM	--
EARLY EVENING	--
LATE NIGHT	--
OWL	--
TOTAL TRIPS	--

SERVICE SPAN 5:00A - 8:00P

7:30A - 8:00P

NO SERVICE

OPERATING STATISTICS

ONE WAY ROUTE MILES (AVG.)	12.4	<u>RANK</u>
DAILY AVERAGE (WK) RIDERSHIP	461	84TH
VEHICLE HOURS (ANNUAL)	15,585	
VEHICLE MILES (ANNUAL)	186,554	
PEAK VEHICLES	6	
FULLY ALLOCATED EXPENSES	\$2,856,890	
PASSENGER REVENUE	\$148,064	
OPERATING RATIO	5%	83RD
ON TIME % (SEASON)	87%	

CHARACTERISTICS

MODE
DIVISION
OPERATING DISTRICT(S)
COUNTY(S) SERVED
VEHICLE SIZE

BUS
SURFACE - CITY
COMLY, FRANKFORD
PHILADELPHIA
40'



20

Philadelphia Mills to Frankford Transportation Center



SEPTA

Serving
Northeast
Philadelphia;
Parx Casino
Evenings

SERVICE LEVELS (FREQUENCY IN MINUTES)

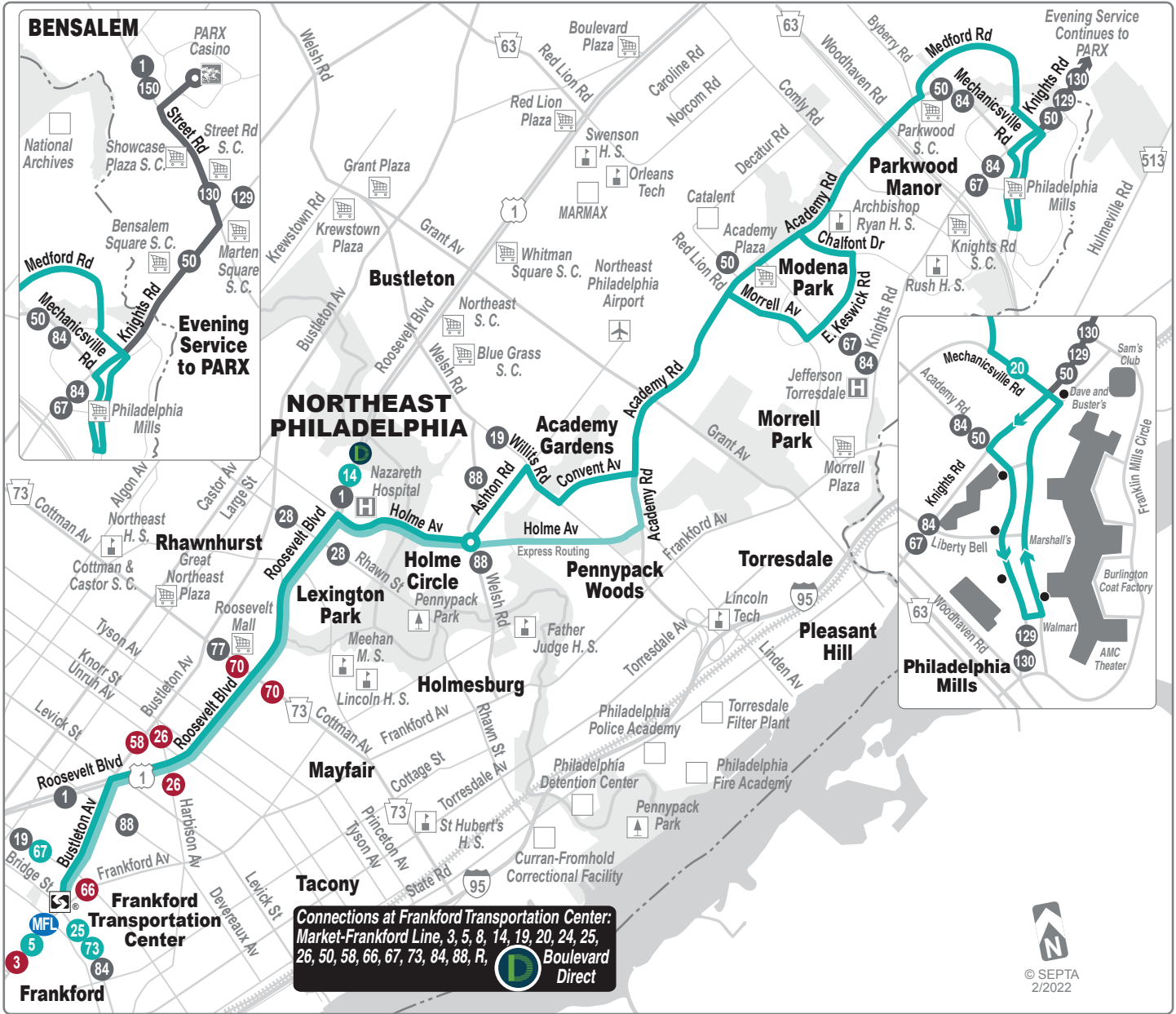
<u>WEEKDAYS</u>		<u>EXP</u>	<u>SATURDAYS</u>		<u>SUNDAYS</u>	
AM PEAK	12	24	AM	25	AM	30
BASE	15	--	BASE	15	BASE	20
PM PEAK	12	24	PM	20	PM	20
EARLY EVENING	25	--	EARLY EVENING	25	EARLY EVENING	30
LATE NIGHT	40	--	LATE NIGHT	40	LATE NIGHT	40
OWL	60	--	OWL	60	OWL	60
TOTAL TRIPS		156	TOTAL TRIPS	119	TOTAL TRIPS	102
SERVICE SPAN	24 HOURS		24 HOURS		24 HOURS	

OPERATING STATISTICS

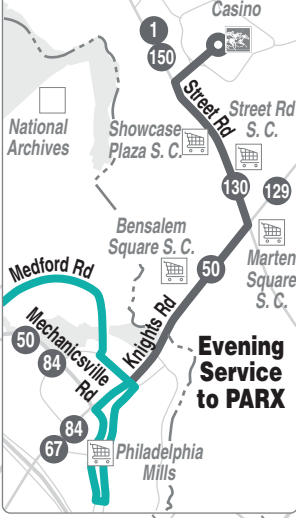
		<u>RANK</u>
ONE WAY ROUTE MILES (AVG.)	11.6	
DAILY AVERAGE (WK) RIDERSHIP	1,803	51ST
VEHICLE HOURS (ANNUAL)	56,378	
VEHICLE MILES (ANNUAL)	723,326	
PEAK VEHICLES	12	
FULLY ALLOCATED EXPENSES	\$8,222,361	
PASSENGER REVENUE	\$702,009	
OPERATING RATIO	9%	65TH
ON TIME % (SEASON)	82%	

CHARACTERISTICS

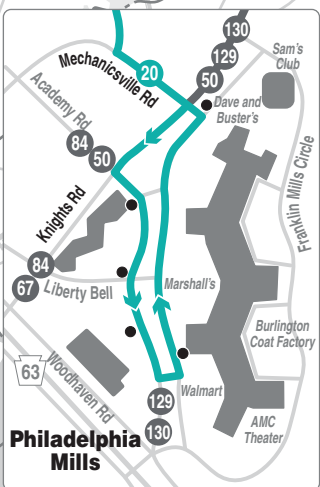
MODE	BUS
DIVISION	SURFACE - CITY
OPERATING DISTRICT(S)	COMLY
COUNTY(S) SERVED	PHILADELPHIA, BUCKS
VEHICLE SIZE	40'



BENSALEM



Evening Service to PARX



Philadelphia Mills

Connections at Frankford Transportation Center:
 Market-Frankford Line, 3, 5, 8, 14, 19, 20, 24, 25, 26, 50, 58, 66, 67, 73, 84, 88, R, Boulevard Direct

© SEPTA 2/2022

21

Penn's Landing to 69th Street Transportation Center



SEPTA

Serving Center
City and West
Philadelphia

SERVICE LEVELS (FREQUENCY IN MINUTES)

WEEKDAYS

AM PEAK	8
BASE	11
PM PEAK	8
EARLY EVENING	15
LATE NIGHT	35
OWL	--
TOTAL TRIPS	210

SATURDAYS

AM	20
BASE	12
PM	15
EARLY EVENING	25
LATE NIGHT	35
OWL	--
TOTAL TRIPS	136

SUNDAYS

AM	20
BASE	16
PM	16
EARLY EVENING	25
LATE NIGHT	35
OWL	--
TOTAL TRIPS	120

SERVICE SPAN 5:00A - 3:00A

6:00A - 3:00A

6:00A - 3:00A

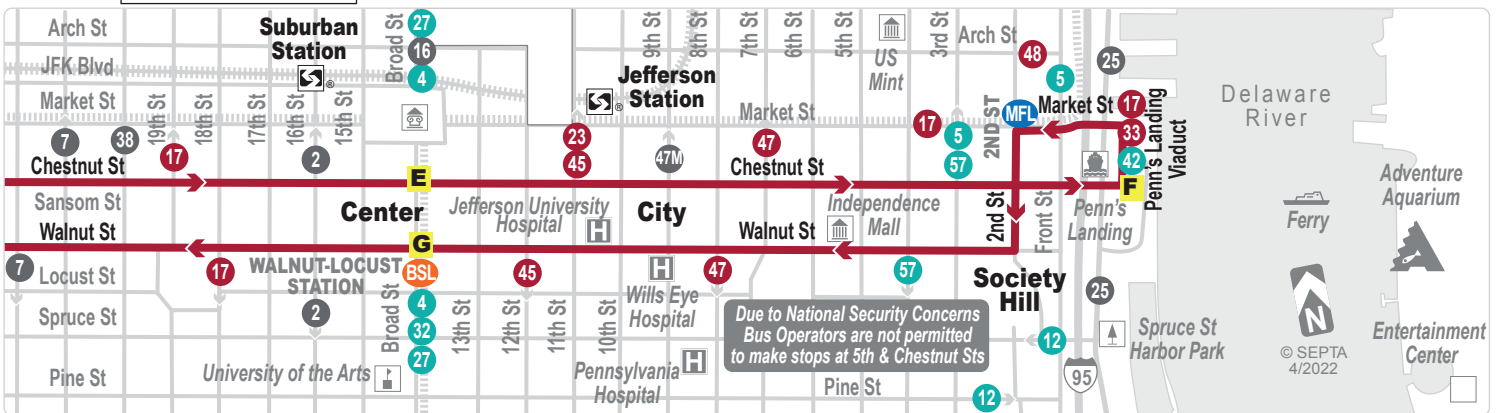
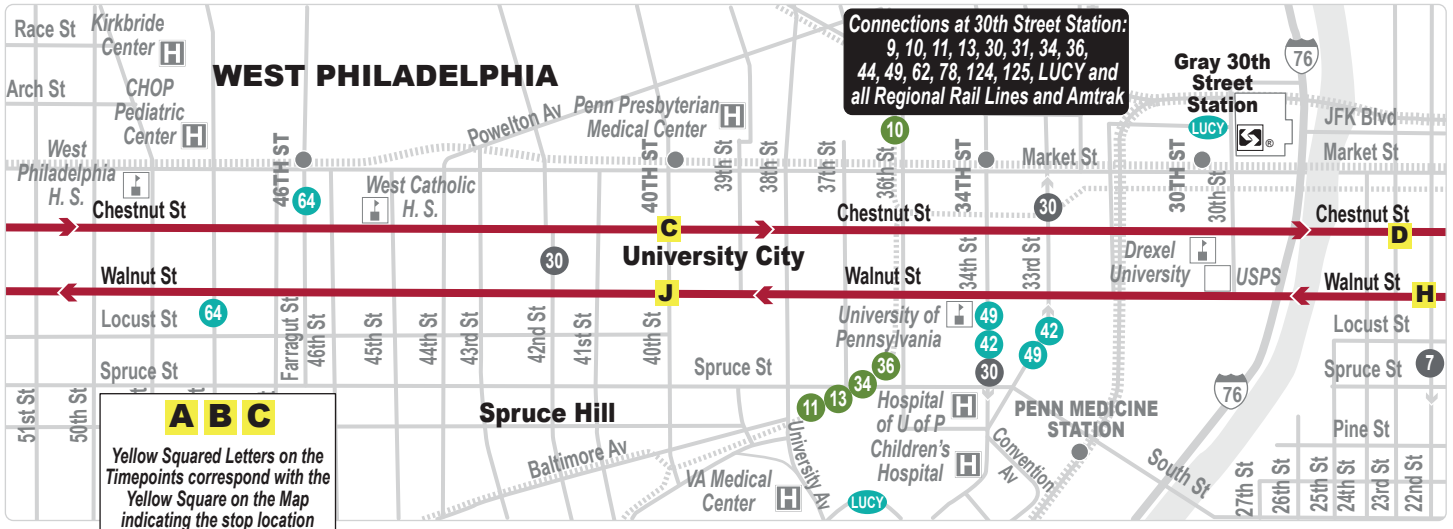
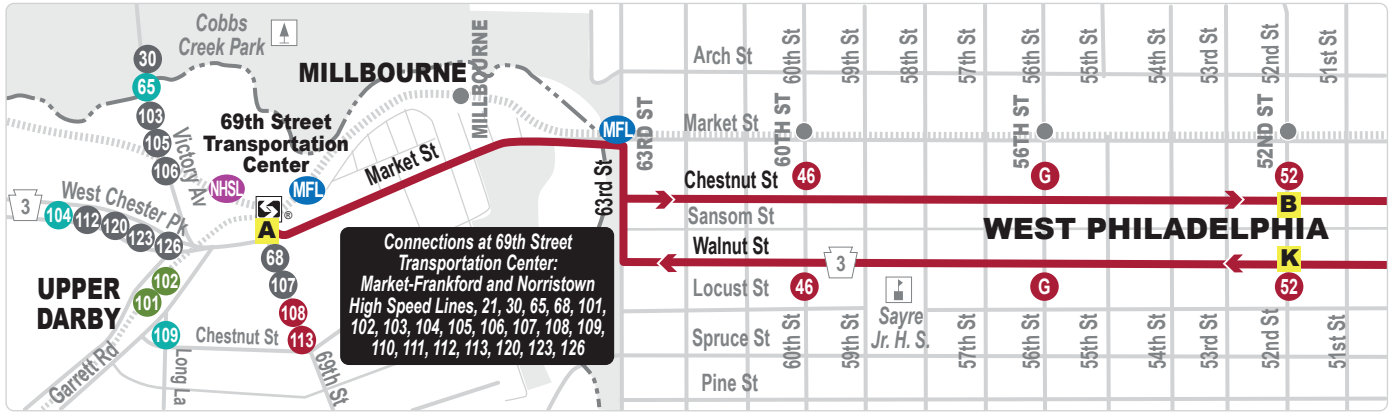
OPERATING STATISTICS

ONE WAY ROUTE MILES (AVG.)	6.8	RANK
DAILY AVERAGE (WK) RIDERSHIP	4,622	13TH
VEHICLE HOURS (ANNUAL)	85,059	
VEHICLE MILES (ANNUAL)	618,379	
PEAK VEHICLES	15	
FULLY ALLOCATED EXPENSES	\$10,474,266	
PASSENGER REVENUE	\$1,695,109	
OPERATING RATIO	16%	21ST
ON TIME % (SEASON)	71%	

CHARACTERISTICS

MODE
DIVISION
OPERATING DISTRICT(S)
COUNTY(S) SERVED
VEHICLE SIZE

BUS
SURFACE- CITY
CALLOWHILL
PHILADELPHIA, DELAWARE
40'



22

Warminster and Willow Grove to Olney Transportation Center



SEPTA
Serving Glenside

SERVICE LEVELS (FREQUENCY IN MINUTES)

WEEKDAYS

AM PEAK	15
BASE	25
PM PEAK	20
EARLY EVENING	35
LATE NIGHT	60
OWL	--
TOTAL TRIPS	103

SATURDAYS

AM	30
BASE	30
PM	30
EARLY EVENING	60
LATE NIGHT	60
OWL	--
TOTAL TRIPS	69

SUNDAYS

AM	75
BASE	40
PM	40
EARLY EVENING	60
LATE NIGHT	70
OWL	--
TOTAL TRIPS	48

SERVICE SPAN

4:30A - 1:30A

4:30A - 1:30A

4:30A - 1:30A

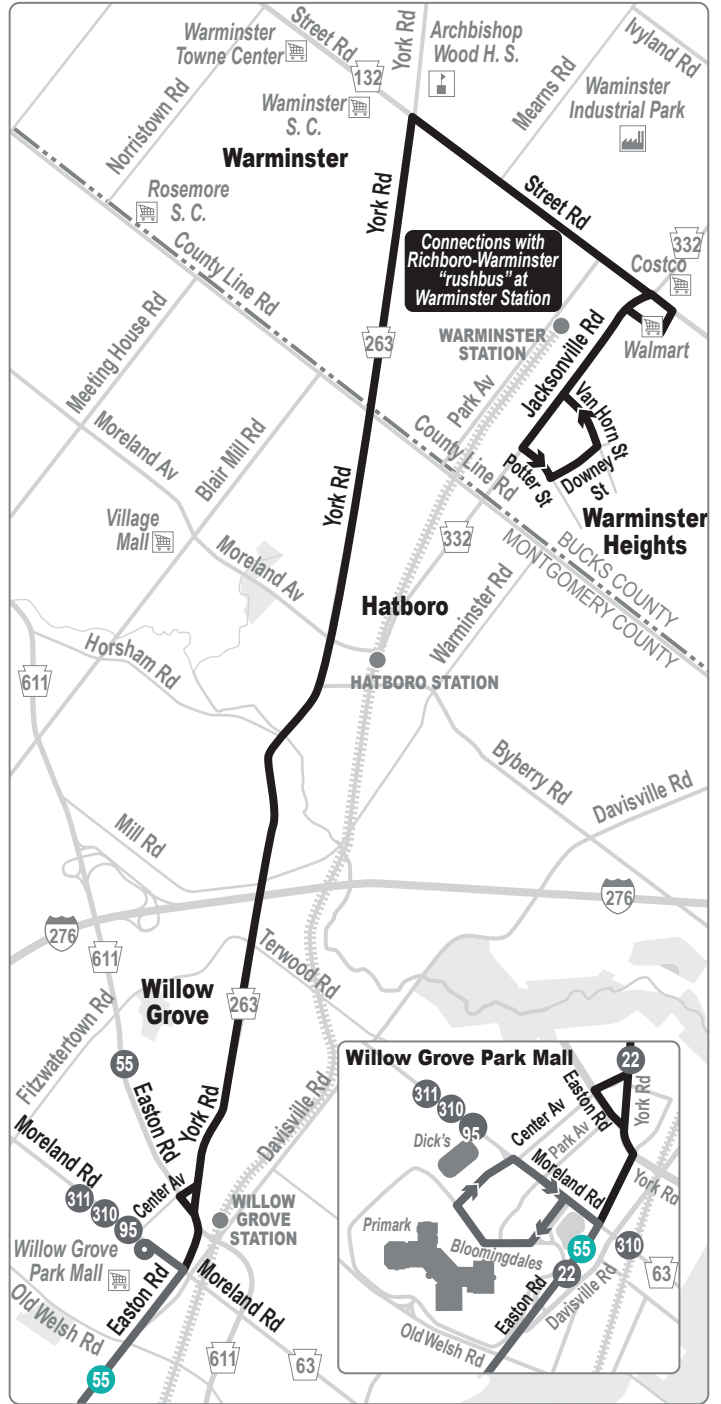
OPERATING STATISTICS

ONE WAY ROUTE MILES (AVG.)	18.3	<u>RANK</u>
DAILY AVERAGE (WK) RIDERSHIP	2,000	47TH
VEHICLE HOURS (ANNUAL)	40,415	
VEHICLE MILES (ANNUAL)	479,318	
PEAK VEHICLES	8	
FULLY ALLOCATED EXPENSES	\$5,654,684	
PASSENGER REVENUE	\$740,230	
OPERATING RATIO	13%	34TH
ON TIME % (SEASON)	78%	

CHARACTERISTICS

MODE
DIVISION
OPERATING DISTRICT(S)
COUNTY(S) SERVED
VEHICLE SIZE

BUS
SURFACE - CITY
MIDVALE
PHILADELPHIA, BUCKS, MONTGOMERY
40'



23

Center City to Chestnut Hill



Serving
North Philadelphia
and Chinatown

SERVICE LEVELS (FREQUENCY IN MINUTES)

WEEKDAYS

AM PEAK	7
BASE	10
PM PEAK	7
EARLY EVENING	15
LATE NIGHT	30
OWL	40
TOTAL TRIPS	240

SATURDAYS

AM	15
BASE	14
PM	15
EARLY EVENING	20
LATE NIGHT	30
OWL	40
TOTAL TRIPS	165

SUNDAYS

AM	20
BASE	20
PM	20
EARLY EVENING	20
LATE NIGHT	30
OWL	40
TOTAL TRIPS	133

SERVICE SPAN

24 HOURS

24 HOURS

24 HOURS

OPERATING STATISTICS

ONE WAY ROUTE MILES (AVG.)	10.7	RANK
DAILY AVERAGE (WK) RIDERSHIP	7,402	4TH
VEHICLE HOURS (ANNUAL)	106,815	
VEHICLE MILES (ANNUAL)	921,813	
PEAK VEHICLES	21	
FULLY ALLOCATED EXPENSES	\$14,025,307	
PASSENGER REVENUE	\$2,733,509	
OPERATING RATIO	20%	5TH
ON TIME % (SEASON)	72%	

CHARACTERISTICS

MODE
DIVISION
OPERATING DISTRICT(S)
COUNTY(S) SERVED
VEHICLE SIZE

BUS
SURFACE - CITY
MIDVALE
PHILADELPHIA
40'

Please consult the separate Route 45 timetable for service south of Market St.



24

Southampton and Rockledge to Frankford Transportation Center



SEPTA

Serving
Bethayres
and Fox Chase

SERVICE LEVELS (FREQUENCY IN MINUTES)

WEEKDAYS

AM PEAK	20
BASE	30
PM PEAK	20
EARLY EVENING	50
LATE NIGHT	60
OWL	--
TOTAL TRIPS	84

SATURDAYS

AM	30
BASE	30
PM	35
EARLY EVENING	60
LATE NIGHT	60
OWL	--
TOTAL TRIPS	66

SUNDAYS

AM	30
BASE	30
PM	35
EARLY EVENING	60
LATE NIGHT	60
OWL	--
TOTAL TRIPS	64

SERVICE SPAN

5:00A - 2:30A

5:30A - 2:00A

5:30A - 2:00A

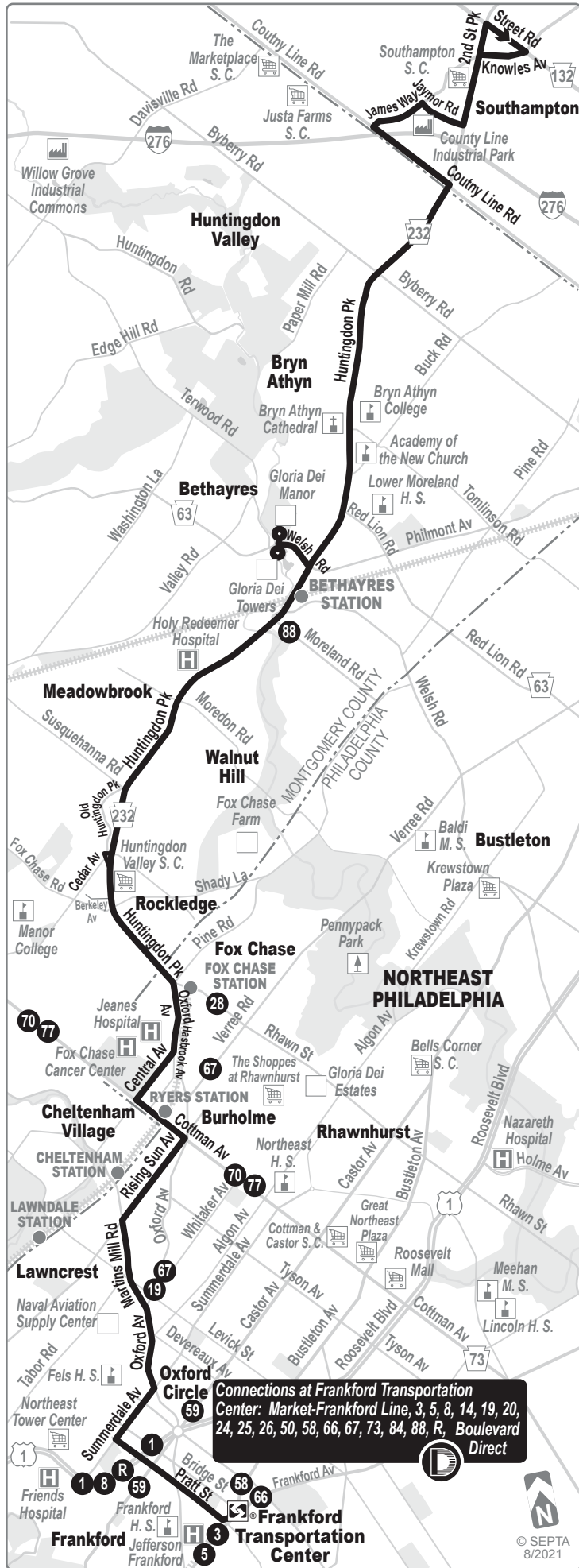
OPERATING STATISTICS

ONE WAY ROUTE MILES (AVG.)	5.9	<u>RANK</u>
DAILY AVERAGE (WK) RIDERSHIP	848	73RD
VEHICLE HOURS (ANNUAL)	26,950	
VEHICLE MILES (ANNUAL)	277,858	
PEAK VEHICLES	8	
FULLY ALLOCATED EXPENSES	\$4,277,731	
PASSENGER REVENUE	\$311,811	
OPERATING RATIO	7%	75TH
ON TIME % (SEASON)	79%	

CHARACTERISTICS

MODE
DIVISION
OPERATING DISTRICT(S)
COUNTY(S) SERVED
VEHICLE SIZE

BUS
SURFACE - CITY
COMLY
PHILADELPHIA, BUCKS, MONTGOMERY
40'



Connections at Frankford Transportation Center: Market-Frankford Line, 3, 5, 8, 14, 19, 20, 24, 25, 26, 50, 58, 66, 67, 73, 84, 88, R, Boulevard Direct

25

Columbus Commons to Frankford Transportation Center



SEPTA

Serving Bridesburg, Port Richmond and Northern Liberties

SERVICE LEVELS (FREQUENCY IN MINUTES)

WEEKDAYS

AM PEAK	15
BASE	30
PM PEAK	12
EARLY EVENING	30
LATE NIGHT	45
OWL	--
TOTAL TRIPS	107

SATURDAYS

AM	30
BASE	30
PM	30
EARLY EVENING	40
LATE NIGHT	45
OWL	--
TOTAL TRIPS	66

SUNDAYS

AM	30
BASE	30
PM	30
EARLY EVENING	40
LATE NIGHT	45
OWL	--
TOTAL TRIPS	66

SERVICE SPAN

5:00A - 12:00A

6:00A - 12:00A

6:00A - 12:00A

OPERATING STATISTICS

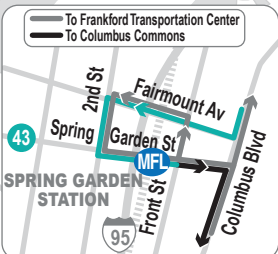
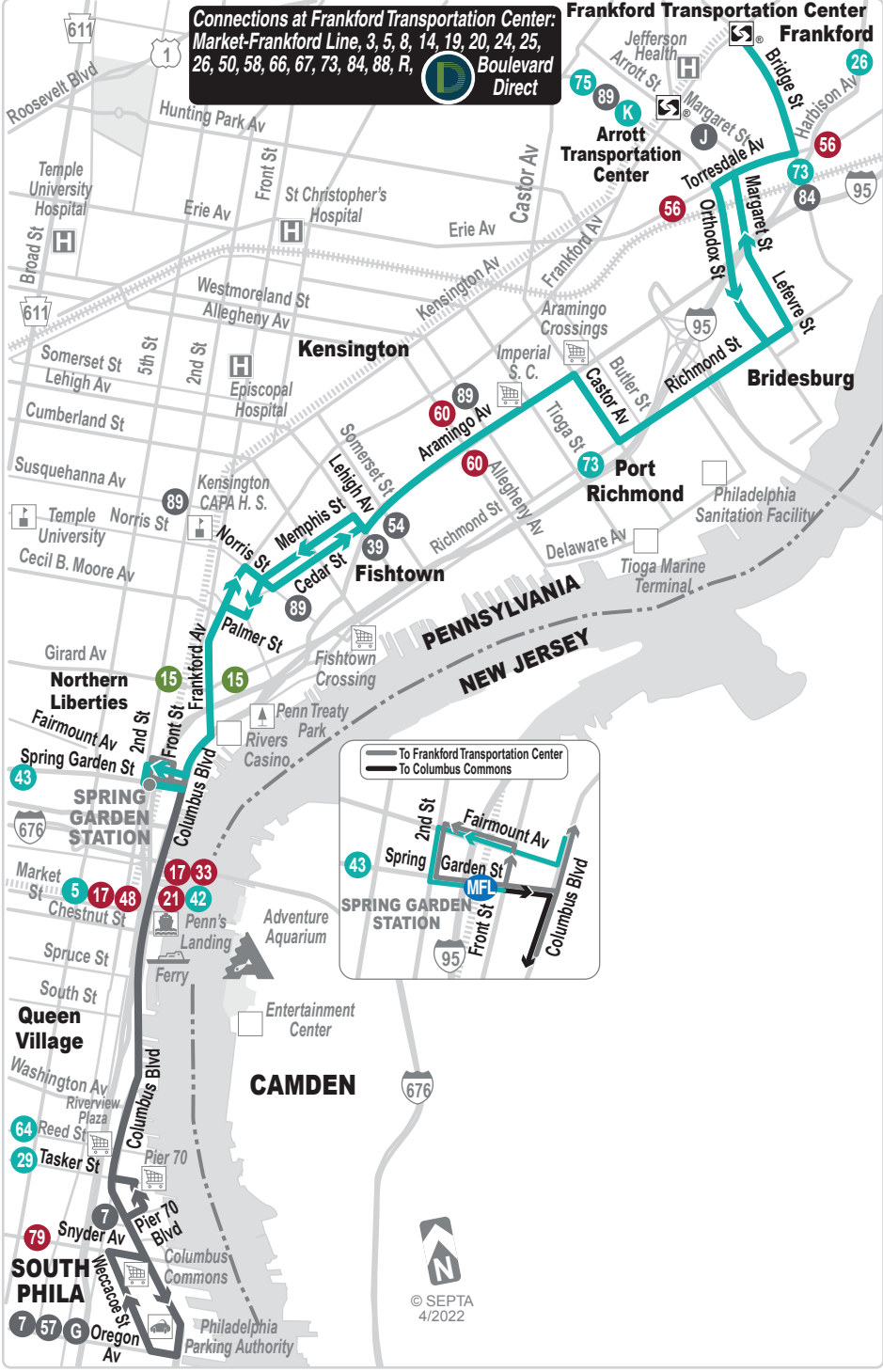
ONE WAY ROUTE MILES (AVG.)	12.3	RANK
DAILY AVERAGE (WK) RIDERSHIP	1,936	48TH
VEHICLE HOURS (ANNUAL)	38,813	
VEHICLE MILES (ANNUAL)	383,080	
PEAK VEHICLES	11	
FULLY ALLOCATED EXPENSES	\$5,996,613	
PASSENGER REVENUE	\$739,693	
OPERATING RATIO	12%	40TH
ON TIME % (SEASON)	74%	

CHARACTERISTICS

MODE
DIVISION
OPERATING DISTRICT(S)
COUNTY(S) SERVED
VEHICLE SIZE

BUS
SURFACE - CITY
FRANKFORD
PHILADELPHIA
40'

Connections at Frankford Transportation Center:
 Market-Frankford Line, 3, 5, 8, 14, 19, 20, 24, 25,
 26, 50, 58, 66, 67, 73, 84, 88, R,  Boulevard Direct



© SEPTA
 4/2022

26

Chelten Av Station to Frankford Transportation Center



SEPTA

Serving Olney
Transportation
Center

SERVICE LEVELS (FREQUENCY IN MINUTES)

WEEKDAYS

AM PEAK	7
BASE	15
PM PEAK	8
EARLY EVENING	20
LATE NIGHT	30
OWL	--
TOTAL TRIPS	183

SATURDAYS

AM	30
BASE	25
PM	25
EARLY EVENING	30
LATE NIGHT	30
OWL	--
TOTAL TRIPS	90

SUNDAYS

AM	30
BASE	25
PM	25
EARLY EVENING	30
LATE NIGHT	30
OWL	--
TOTAL TRIPS	90

SERVICE SPAN 5:30A - 2:30A

5:00A - 2:30A

5:00A - 2:30A

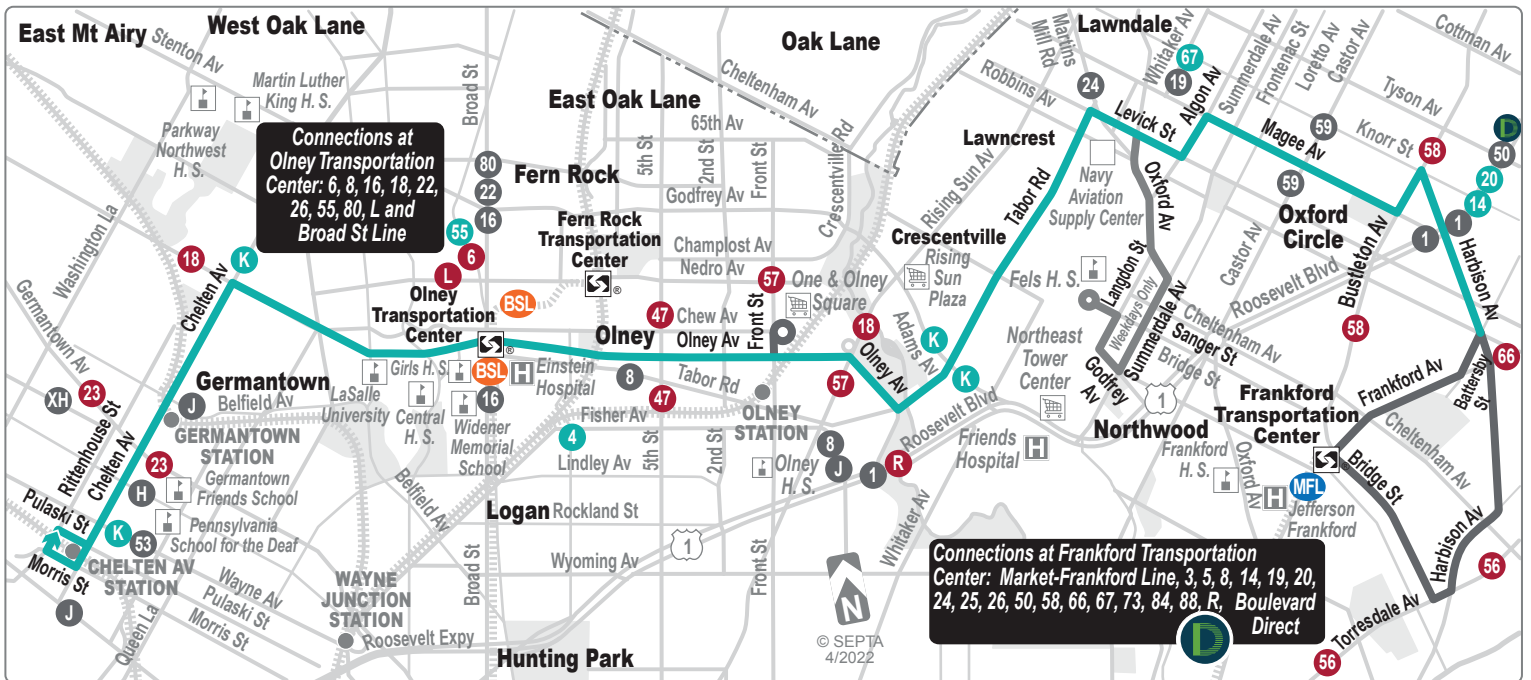
OPERATING STATISTICS

ONE WAY ROUTE MILES (AVG.)	11.5	<u>RANK</u>
DAILY AVERAGE (WK) RIDERSHIP	4,331	17TH
VEHICLE HOURS (ANNUAL)	54,606	
VEHICLE MILES (ANNUAL)	463,062	
PEAK VEHICLES	16	
FULLY ALLOCATED EXPENSES	\$8,362,389	
PASSENGER REVENUE	\$1,529,743	
OPERATING RATIO	18%	7TH
ON TIME % (SEASON)	77%	

CHARACTERISTICS

MODE
DIVISION
OPERATING DISTRICT(S)
COUNTY(S) SERVED
VEHICLE SIZE

BUS
SURFACE - CITY
MIDVALE
PHILADELPHIA
40'



27

Broad-Carpenter to Plymouth Meeting Mall



SEPTA

Serving
Center City,
Manayunk,
Roxborough
and Barren Hill

SERVICE LEVELS (FREQUENCY IN MINUTES)

WEEKDAYS

AM PEAK	6
BASE	30
PM PEAK	8
EARLY EVENING	30
LATE NIGHT	30
OWL	--
TOTAL TRIPS	129

SATURDAYS

AM	40
BASE	35
PM	35
EARLY EVENING	50
LATE NIGHT	60
OWL	--
TOTAL TRIPS	57

SUNDAYS

AM	60
BASE	60
PM	60
EARLY EVENING	60
LATE NIGHT	60
OWL	--
TOTAL TRIPS	39

SERVICE SPAN

5:30A - 1:00A

5:30A - 1:00A

6:00A - 1:00A

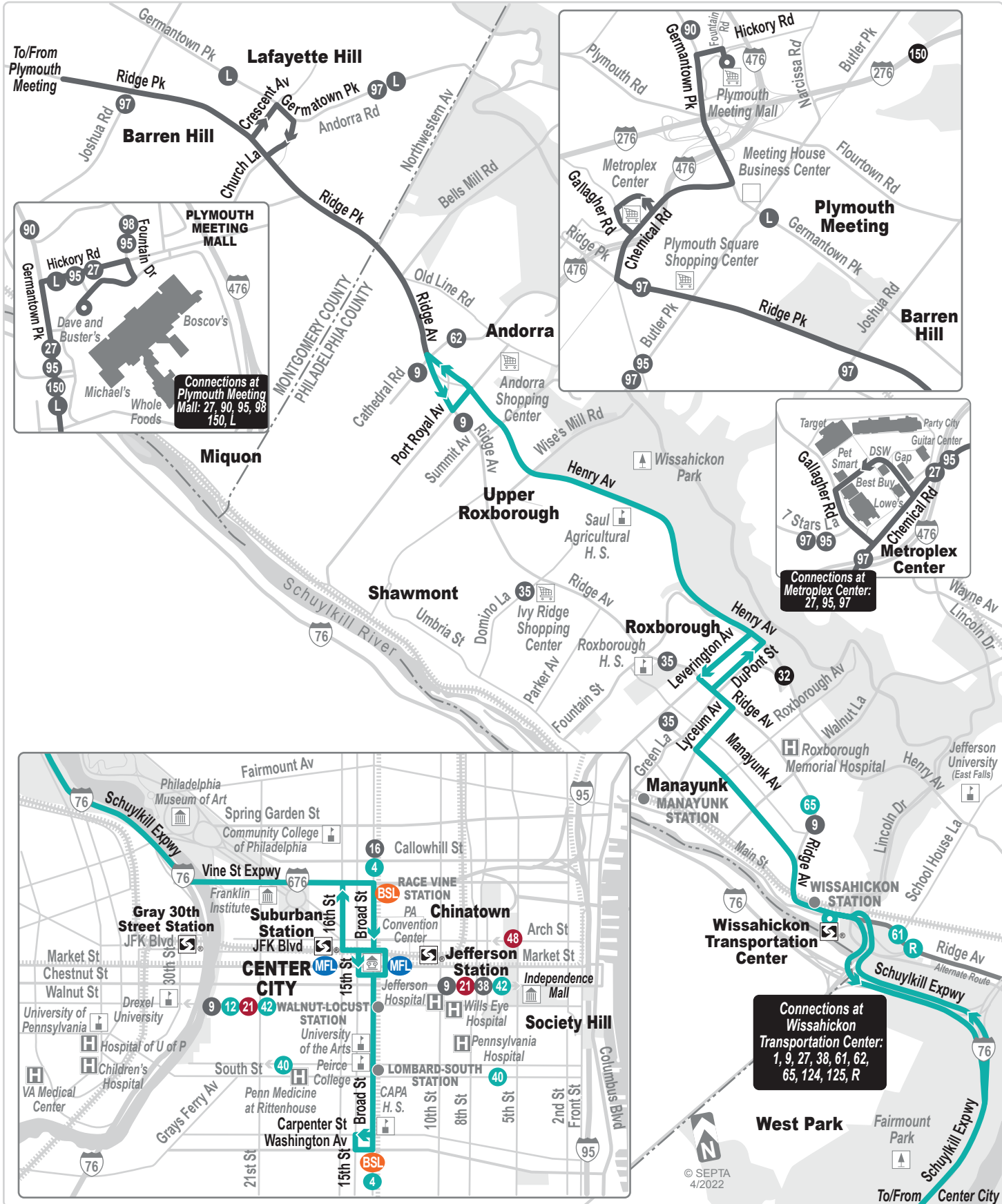
OPERATING STATISTICS

ONE WAY ROUTE MILES (AVG.)	19.5	<u>RANK</u>
DAILY AVERAGE (WK) RIDERSHIP	1,429	56TH
VEHICLE HOURS (ANNUAL)	59,143	
VEHICLE MILES (ANNUAL)	765,901	
PEAK VEHICLES	19	
FULLY ALLOCATED EXPENSES	\$10,121,675	
PASSENGER REVENUE	\$505,002	
OPERATING RATIO	5%	84TH
ON TIME % (SEASON)	63%	

CHARACTERISTICS

MODE
DIVISION
OPERATING DISTRICT(S)
COUNTY(S) SERVED
VEHICLE SIZE

BUS
SURFACE - CITY
ALLEGHENY
PHILADELPHIA, MONTGOMERY
40', 60'



28

Torresdale- Cottman to Fern Rock Transportation Center



SEPTA

Serving
Tacony and
Fox Chase

SERVICE LEVELS (FREQUENCY IN MINUTES)

WEEKDAYS

AM PEAK	25
BASE	35
PM PEAK	25
EARLY EVENING	60
LATE NIGHT	--
OWL	--
TOTAL TRIPS	66

SATURDAYS

AM	60
BASE	60
PM	60
EARLY EVENING	--
LATE NIGHT	--
OWL	--
TOTAL TRIPS	26

SUNDAYS

AM	75
BASE	75
PM	75
EARLY EVENING	--
LATE NIGHT	--
OWL	--
TOTAL TRIPS	17

SERVICE
SPAN

6:00A - 10:30P

7:00A - 8:00P

8:00A - 6:30P

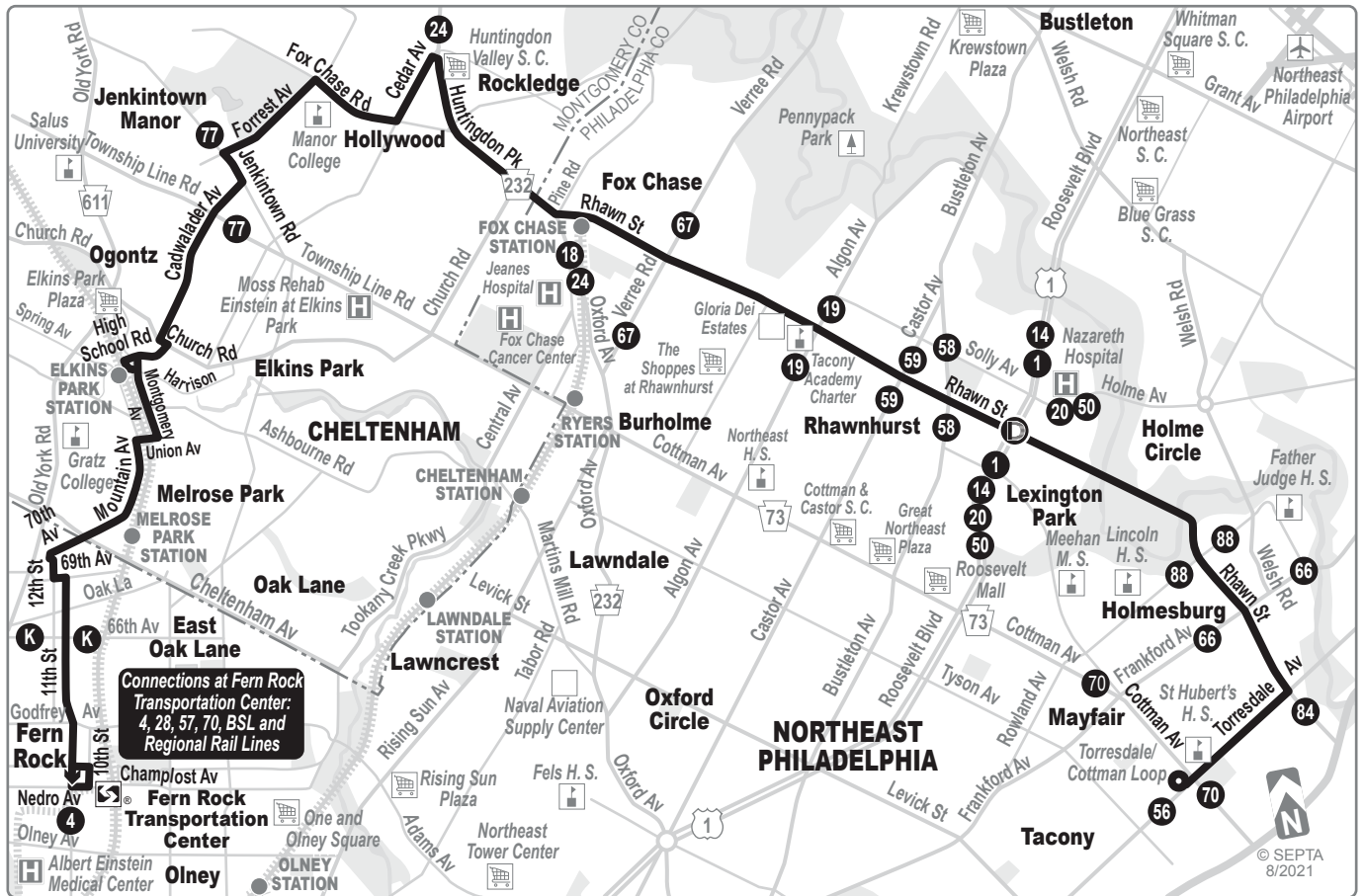
OPERATING STATISTICS

ONE WAY ROUTE MILES (AVG.)	11.6	<u>RANK</u>
DAILY AVERAGE (WK) RIDERSHIP	539	80TH
VEHICLE HOURS (ANNUAL)	20,992	
VEHICLE MILES (ANNUAL)	240,568	
PEAK VEHICLES	7	
FULLY ALLOCATED EXPENSES	\$3,571,221	
PASSENGER REVENUE	\$179,422	
OPERATING RATIO	5%	85TH
ON TIME % (SEASON)	83%	

CHARACTERISTICS

MODE
DIVISION
OPERATING DISTRICT(S)
COUNTY(S) SERVED
VEHICLE SIZE

BUS
SURFACE - CITY
COMLY
PHILADELPHIA, MONTGOMERY
40'



29

Pier 70 to 33rd-Dickinson



SEPTA

Serving South
Philadelphia and
Grays Ferry

SERVICE LEVELS (FREQUENCY IN MINUTES)

WEEKDAYS

AM PEAK	10
BASE	20
PM PEAK	12
EARLY EVENING	30
LATE NIGHT	45
OWL	--
TOTAL TRIPS	155

SATURDAYS

AM	30
BASE	20
PM	20
EARLY EVENING	30
LATE NIGHT	45
OWL	--
TOTAL TRIPS	98

SUNDAYS

AM	40
BASE	30
PM	30
EARLY EVENING	35
LATE NIGHT	45
OWL	--
TOTAL TRIPS	76

SERVICE SPAN

5:00A - 3:00A

5:00A - 3:00A

5:00A - 3:00A

OPERATING STATISTICS

ONE WAY ROUTE MILES (AVG.)	3.5
DAILY AVERAGE (WK) RIDERSHIP	1,548
VEHICLE HOURS (ANNUAL)	29,988
VEHICLE MILES (ANNUAL)	209,614
PEAK VEHICLES	8
FULLY ALLOCATED EXPENSES	\$4,296,198
PASSENGER REVENUE	\$570,240
OPERATING RATIO	13%
ON TIME % (SEASON)	82%

RANK

55TH

33RD

CHARACTERISTICS

MODE
DIVISION
OPERATING DISTRICT(S)
COUNTY(S) SERVED
VEHICLE SIZE

BUS
SURFACE - CITY
SOUTHERN
PHILADELPHIA
40'



30

Gray 30th Street Station to 69th Street Transportation Center



SEPTA

Serving
University City
and West
Philadelphia

SERVICE LEVELS (FREQUENCY IN MINUTES)

WEEKDAYS

AM PEAK	30
BASE	45
PM PEAK	30
EARLY EVENING	60
LATE NIGHT	60
OWL	--
TOTAL TRIPS	59

SATURDAYS

AM	60
BASE	50
PM	55
EARLY EVENING	60
LATE NIGHT	60
OWL	--
TOTAL TRIPS	42

SUNDAYS

AM	60
BASE	50
PM	50
EARLY EVENING	60
LATE NIGHT	60
OWL	--
TOTAL TRIPS	42

SERVICE SPAN

4:30A - 12:30A

6:00A - 12:30A

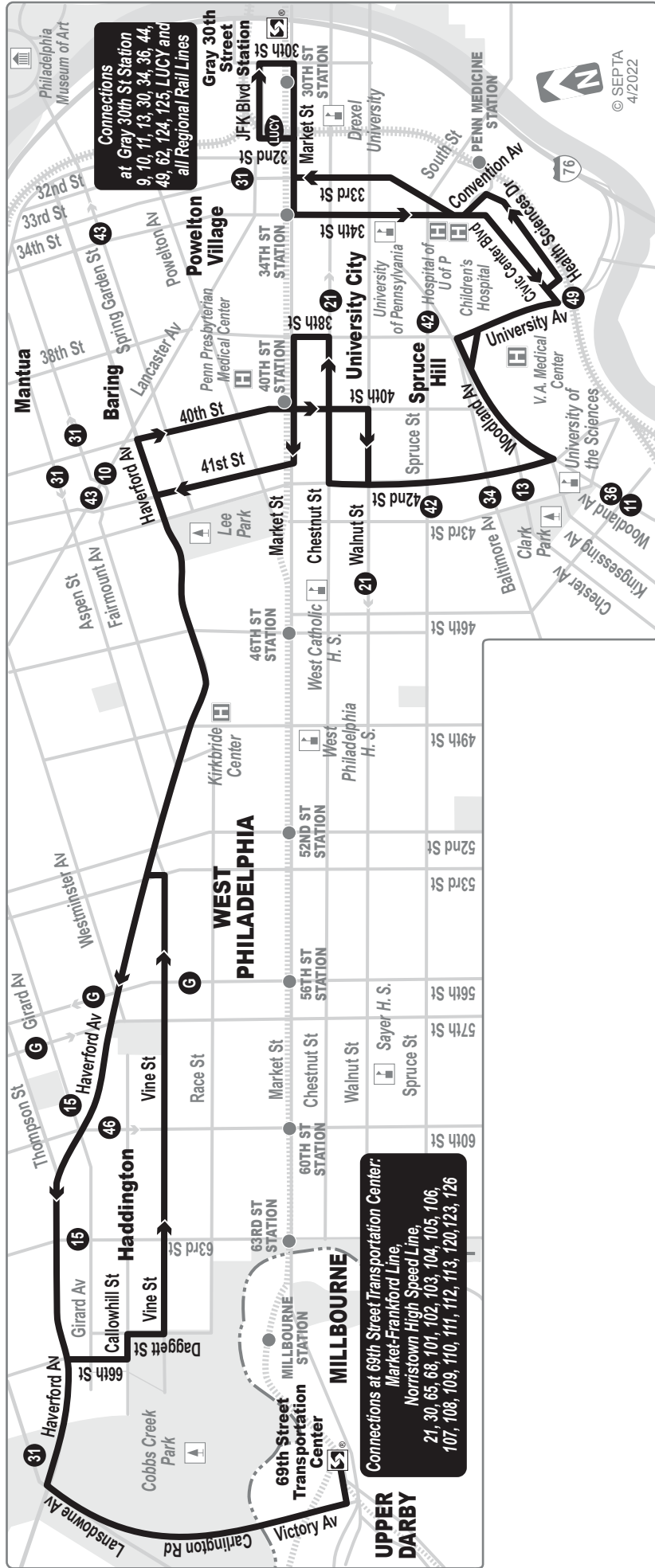
6:00A - 12:30A

OPERATING STATISTICS

ONE WAY ROUTE MILES (AVG.)	7.8	<u>RANK</u>
DAILY AVERAGE (WK) RIDERSHIP	582	79TH
VEHICLE HOURS (ANNUAL)	15,872	
VEHICLE MILES (ANNUAL)	149,836	
PEAK VEHICLES	5	
FULLY ALLOCATED EXPENSES	\$2,550,343	
PASSENGER REVENUE	\$205,248	
OPERATING RATIO	8%	68TH
ON TIME % (SEASON)	79%	

CHARACTERISTICS

MODE	BUS
DIVISION	SURFACE - CITY
OPERATING DISTRICT(S)	CALLOWHILL
COUNTY(S) SERVED	PHILADELPHIA, DELAWARE
VEHICLE SIZE	40'



Connections at Gray 30th St Station
 9, 10, 11, 13, 30, 34, 36, 44, 49, 62, 124, LUCY and all Regional Rail Lines

Connections at 69th Street Transportation Center:
 Market-Frankford Line,
 Norristown High Speed Line,
 21, 30, 65, 68, 101, 102, 103, 104, 105, 106,
 107, 108, 109, 110, 111, 112, 113, 120, 123, 126

© SEPTA
 4/2022

31

City Hall to 76th-City



SEPTA

Serving
Center City, West
Philadelphia and
Overbrook Park

SERVICE LEVELS (FREQUENCY IN MINUTES)

WEEKDAYS

AM PEAK	20
BASE	25
PM PEAK	20
EARLY EVENING	55
LATE NIGHT	60
OWL	--
TOTAL TRIPS	92

SATURDAYS

AM	60
BASE	30
PM	30
EARLY EVENING	60
LATE NIGHT	60
OWL	--
TOTAL TRIPS	60

SUNDAYS

AM	60
BASE	45
PM	45
EARLY EVENING	60
LATE NIGHT	60
OWL	--
TOTAL TRIPS	46

SERVICE SPAN

5:00A - 2:00A

5:00A - 2:00A

6:30A - 2:00A

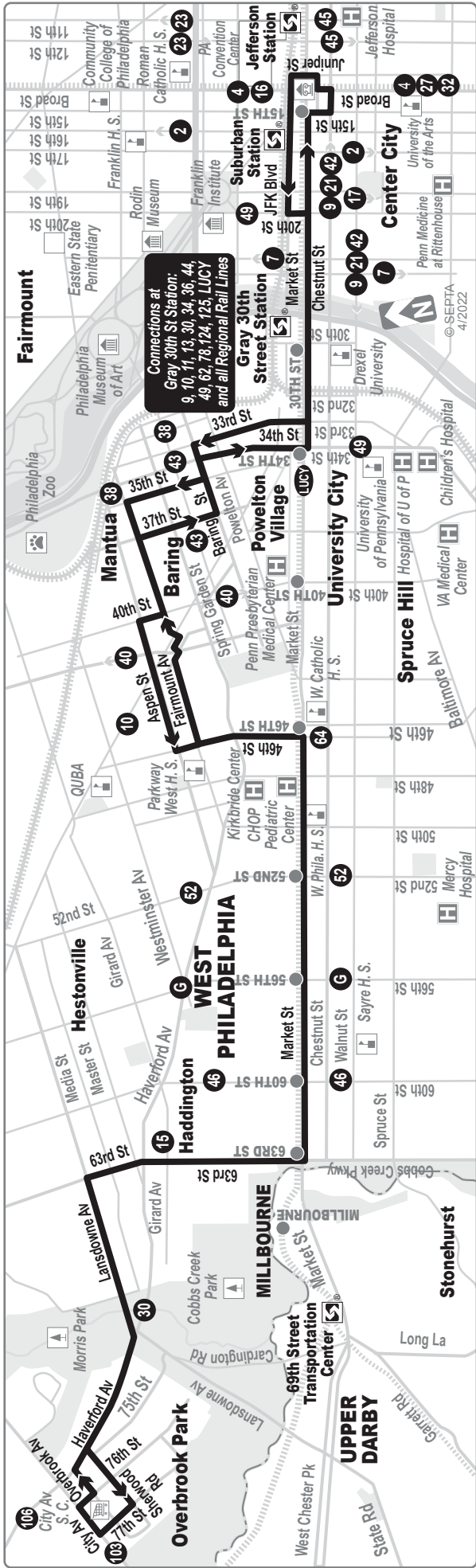
OPERATING STATISTICS

ONE WAY ROUTE MILES (AVG.)	8.9	<u>RANK</u>
DAILY AVERAGE (WK) RIDERSHIP	2,017	46TH
VEHICLE HOURS (ANNUAL)	32,321	
VEHICLE MILES (ANNUAL)	273,755	
PEAK VEHICLES	9	
FULLY ALLOCATED EXPENSES	\$4,840,403	
PASSENGER REVENUE	\$724,769	
OPERATING RATIO	15%	25TH
ON TIME % (SEASON)	77%	

CHARACTERISTICS

MODE
DIVISION
OPERATING DISTRICT(S)
COUNTY(S) SERVED
VEHICLE SIZE

BUS
SURFACE - CITY
CALLOWHILL
PHILADELPHIA
40'



32

Broad-Carpenter to Ridge-Lyceum



SEPTA

Serving Center City,
Manayunk and
Roxborough

SERVICE LEVELS (FREQUENCY IN MINUTES)

WEEKDAYS

AM PEAK	12
BASE	20
PM PEAK	12
EARLY EVENING	30
LATE NIGHT	30
OWL	--
TOTAL TRIPS	141

SATURDAYS

AM	30
BASE	30
PM	30
EARLY EVENING	30
LATE NIGHT	30
OWL	--
TOTAL TRIPS	81

SUNDAYS

AM	40
BASE	40
PM	40
EARLY EVENING	40
LATE NIGHT	60
OWL	--
TOTAL TRIPS	58

SERVICE
SPAN

5:00A - 2:00A

5:00A - 2:00A

6:00A - 2:00A

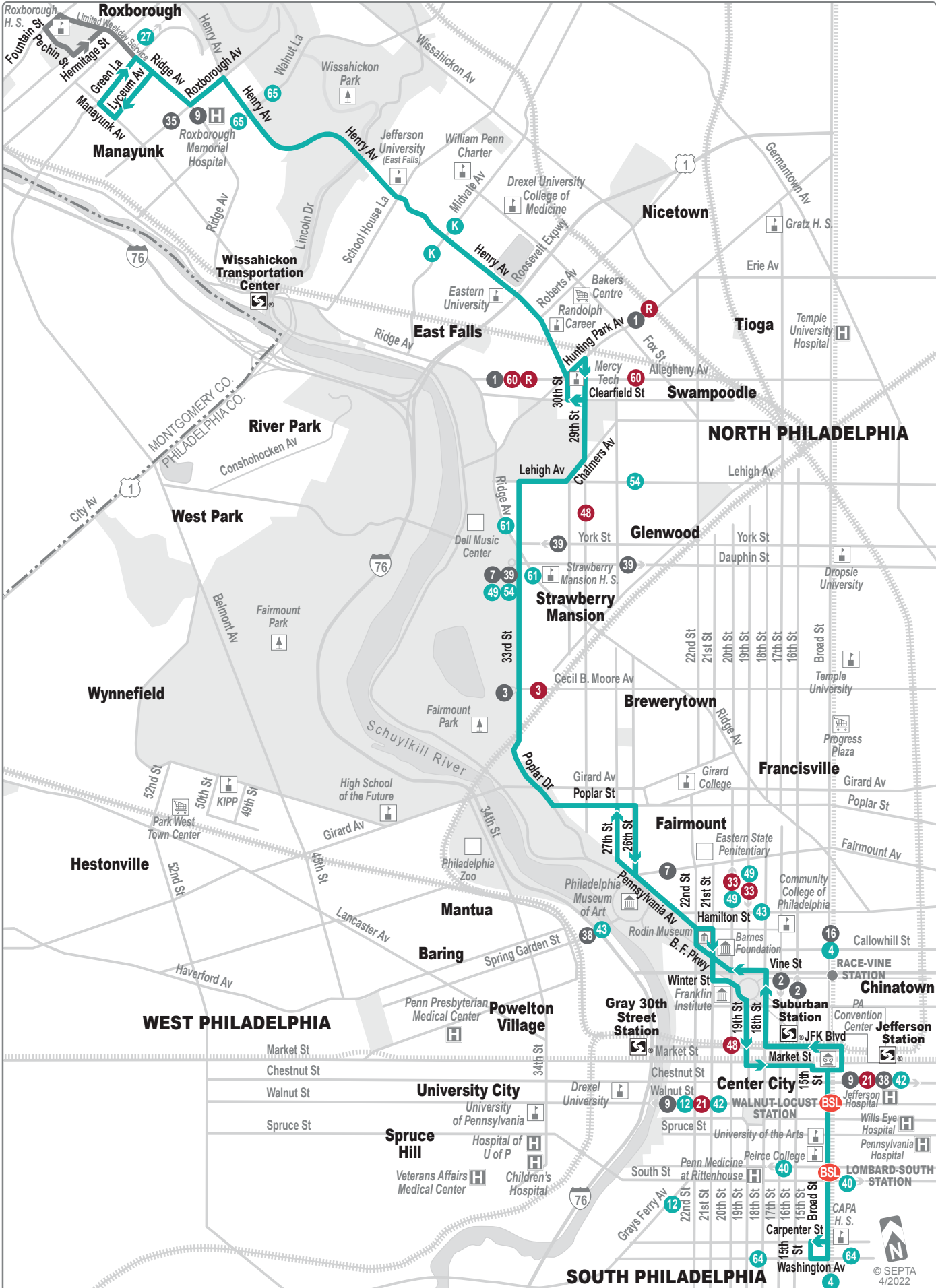
OPERATING STATISTICS

ONE WAY ROUTE MILES (AVG.)	10.4	<u>RANK</u>
DAILY AVERAGE (WK) RIDERSHIP	1,649	54TH
VEHICLE HOURS (ANNUAL)	48,154	
VEHICLE MILES (ANNUAL)	467,580	
PEAK VEHICLES	12	
FULLY ALLOCATED EXPENSES	\$7,040,321	
PASSENGER REVENUE	\$604,089	
OPERATING RATIO	9%	62ND
ON TIME % (SEASON)	70%	

CHARACTERISTICS

MODE
DIVISION
OPERATING DISTRICT(S)
COUNTY(S) SERVED
VEHICLE SIZE

BUS
SURFACE - CITY
MIDVALE
PHILADELPHIA
40'



33

Penn's Landing to 23rd-Venango



SEPTA

Serving
Center City
and Tioga

SERVICE LEVELS (FREQUENCY IN MINUTES)

WEEKDAYS

AM PEAK	10
BASE	12
PM PEAK	10
EARLY EVENING	15
LATE NIGHT	30
OWL	35
TOTAL TRIPS	197

SATURDAYS

AM	15
BASE	12
PM	12
EARLY EVENING	30
LATE NIGHT	30
OWL	35
TOTAL TRIPS	164

SUNDAYS

AM	25
BASE	12
PM	12
EARLY EVENING	30
LATE NIGHT	30
OWL	35
TOTAL TRIPS	156

SERVICE SPAN **24 HOURS**

24 HOURS

24 HOURS

OPERATING STATISTICS

ONE WAY ROUTE MILES (AVG.)	6.2	<u>RANK</u>
DAILY AVERAGE (WK) RIDERSHIP	4,698	10TH
VEHICLE HOURS (ANNUAL)	65,176	
VEHICLE MILES (ANNUAL)	449,714	
PEAK VEHICLES	13	
FULLY ALLOCATED EXPENSES	\$8,311,074	
PASSENGER REVENUE	\$1,403,269	
OPERATING RATIO	17%	18TH
ON TIME % (SEASON)	78%	

CHARACTERISTICS

MODE
DIVISION
OPERATING DISTRICT(S)
COUNTY(S) SERVED
VEHICLE SIZE

BUS
SURFACE - CITY
ALLEGHENY
PHILADELPHIA
60'



34

13th-Market to 61st-Baltimore



SEPTA

Serving
Center City
and Angora

SERVICE LEVELS (FREQUENCY IN MINUTES)

WEEKDAYS

AM PEAK	5
BASE	10
PM PEAK	6
EARLY EVENING	15
LATE NIGHT	30
OWL	--
TOTAL TRIPS	260

SATURDAYS

AM	20
BASE	12
PM	15
EARLY EVENING	20
LATE NIGHT	30
OWL	--
TOTAL TRIPS	144

SUNDAYS

AM	30
BASE	20
PM	20
EARLY EVENING	22
LATE NIGHT	30
OWL	--
TOTAL TRIPS	111

SERVICE SPAN 5:00A - 2:00A

5:00A - 2:00A

5:00A - 2:00A

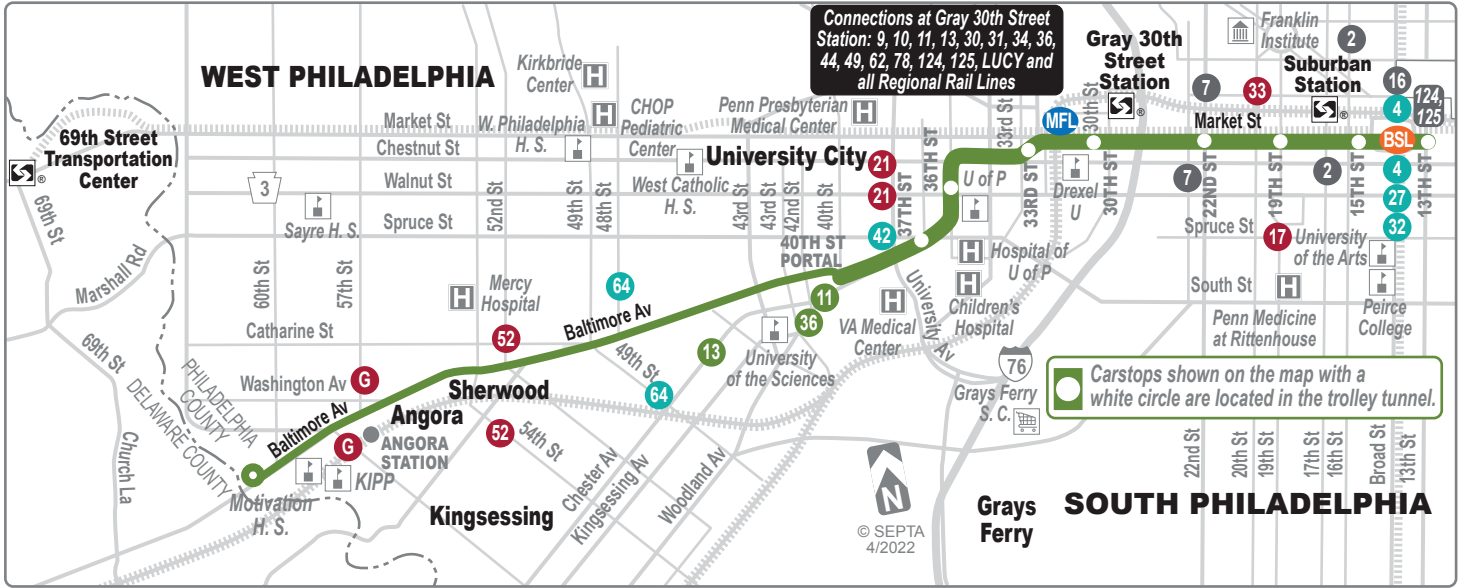
OPERATING STATISTICS

ONE WAY ROUTE MILES (AVG.)	4.9	RANK
DAILY AVERAGE (WK) RIDERSHIP	4,260	18TH
VEHICLE HOURS (ANNUAL)	48,200	
VEHICLE MILES (ANNUAL)	419,337	
PEAK VEHICLES	13	
FULLY ALLOCATED EXPENSES	\$16,704,279	
PASSENGER REVENUE	\$1,563,706	
OPERATING RATIO	9%	58TH
ON TIME % (SEASON)	79%	

CHARACTERISTICS

MODE
DIVISION
OPERATING DISTRICT(S)
COUNTY(S) SERVED
VEHICLE SIZE

TROLLEY
SURFACE - CITY
ELMWOOD
PHILADELPHIA
50'



WEST PHILADELPHIA

University City

Gray 30th Street Station

Suburban Station

69th Street Transportation Center

Sherwood

Angora
ANGORA STATION

Kingsessing

Grays Ferry

SOUTH PHILADELPHIA

Connections at Gray 30th Street Station: 9, 10, 11, 13, 30, 31, 34, 36, 44, 49, 62, 78, 124, 125, LUCY and all Regional Rail Lines

Carstops shown on the map with a white circle are located in the trolley tunnel.

© SEPTA 4/2022

35

Manayunk Roxborough Loop



SEPTA

Serving
Wissahickon
Transportation
Center

SERVICE LEVELS (FREQUENCY IN MINUTES)

WEEKDAYS

AM PEAK	45
BASE	45
PM PEAK	45
EARLY EVENING	--
LATE NIGHT	--
OWL	--
TOTAL TRIPS	17

SATURDAYS

AM	45
BASE	45
PM	45
EARLY EVENING	--
LATE NIGHT	--
OWL	--
TOTAL TRIPS	14

SUNDAYS

AM	45
BASE	45
PM	45
EARLY EVENING	--
LATE NIGHT	--
OWL	--
TOTAL TRIPS	14

SERVICE
SPAN

6:00A - 6:30P

8:00A - 6:30P

8:00A - 6:30P

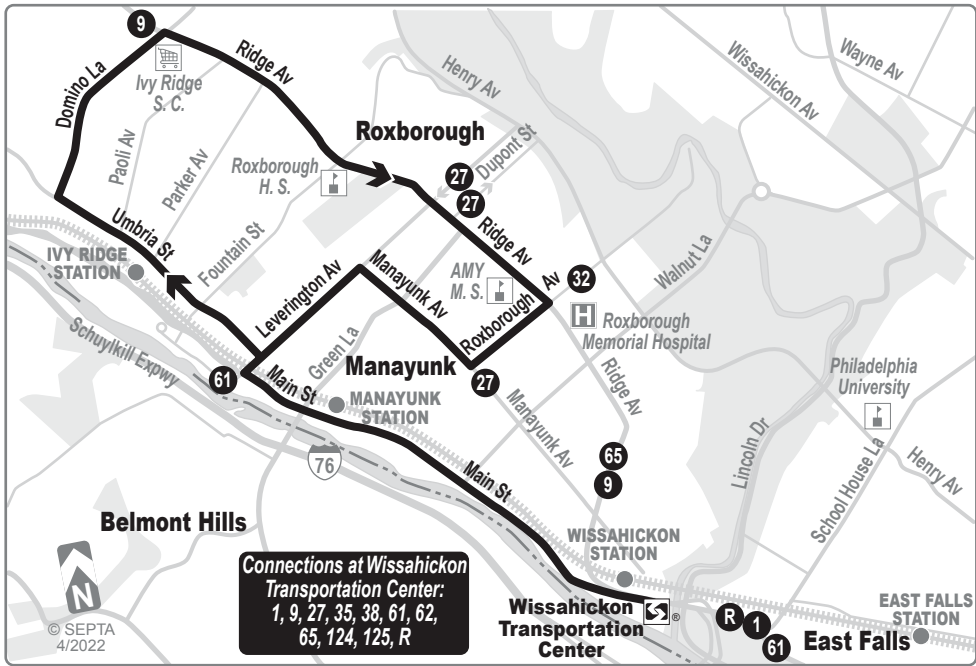
OPERATING STATISTICS

ONE WAY ROUTE MILES (AVG.)	7.7	<u>RANK</u>
DAILY AVERAGE (WK) RIDERSHIP	68	87TH
VEHICLE HOURS (ANNUAL)	5,514	
VEHICLE MILES (ANNUAL)	51,001	
PEAK VEHICLES	1	
FULLY ALLOCATED EXPENSES	\$713,415	
PASSENGER REVENUE	\$26,878	
OPERATING RATIO	4%	87TH
ON TIME % (SEASON)	61%	

CHARACTERISTICS

MODE
DIVISION
OPERATING DISTRICT(S)
COUNTY(S) SERVED
VEHICLE SIZE

BUS
SURFACE - CITY
MIDVALE
PHILADELPHIA
40'



36

13th-Market to 80th-Eastwick



SEPTA

Serving
Center City
and Southwest
Philadelphia

SERVICE LEVELS (FREQUENCY IN MINUTES)

WEEKDAYS

AM PEAK	5
BASE	10
PM PEAK	5
EARLY EVENING	15
LATE NIGHT	30
OWL	32
TOTAL TRIPS	270

SATURDAYS

AM	20
BASE	12
PM	15
EARLY EVENING	20
LATE NIGHT	30
OWL	32
TOTAL TRIPS	160

SUNDAYS

AM	30
BASE	20
PM	20
EARLY EVENING	20
LATE NIGHT	30
OWL	32
TOTAL TRIPS	122

SERVICE
SPAN

24 HOURS

24 HOURS

24 HOURS

OPERATING STATISTICS

ONE WAY ROUTE MILES (AVG.)	7.0	<u>RANK</u>
DAILY AVERAGE (WK) RIDERSHIP	4,371	16TH
VEHICLE HOURS (ANNUAL)	64,447	
VEHICLE MILES (ANNUAL)	560,690	
PEAK VEHICLES	18	
FULLY ALLOCATED EXPENSES	\$22,740,862	
PASSENGER REVENUE	\$1,604,556	
OPERATING RATIO	7%	76TH
ON TIME % (SEASON)	N/A	

CHARACTERISTICS

MODE
DIVISION
OPERATING DISTRICT(S)
COUNTY(S) SERVED
VEHICLE SIZE


TROLLEY
SURFACE - CITY
ELMWOOD
PHILADELPHIA
50'



37

Broad-Snyder to Chester Transportation Center



 **SEPTA**
Serving Eastwick
and Airport

SERVICE LEVELS (FREQUENCY IN MINUTES)

WEEKDAYS

AM PEAK	15
BASE	25
PM PEAK	15
EARLY EVENING	30
LATE NIGHT	60
OWL	60
TOTAL TRIPS	107

SATURDAYS

AM	25
BASE	25
PM	25
EARLY EVENING	50
LATE NIGHT	60
OWL	60
TOTAL TRIPS	83

SUNDAYS

AM	25
BASE	25
PM	25
EARLY EVENING	50
LATE NIGHT	60
OWL	60
TOTAL TRIPS	83

**SERVICE
SPAN**

24 HOURS

24 HOURS

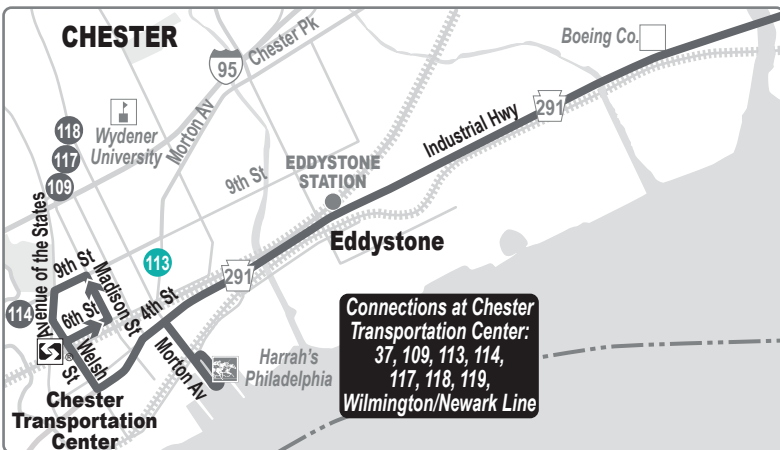
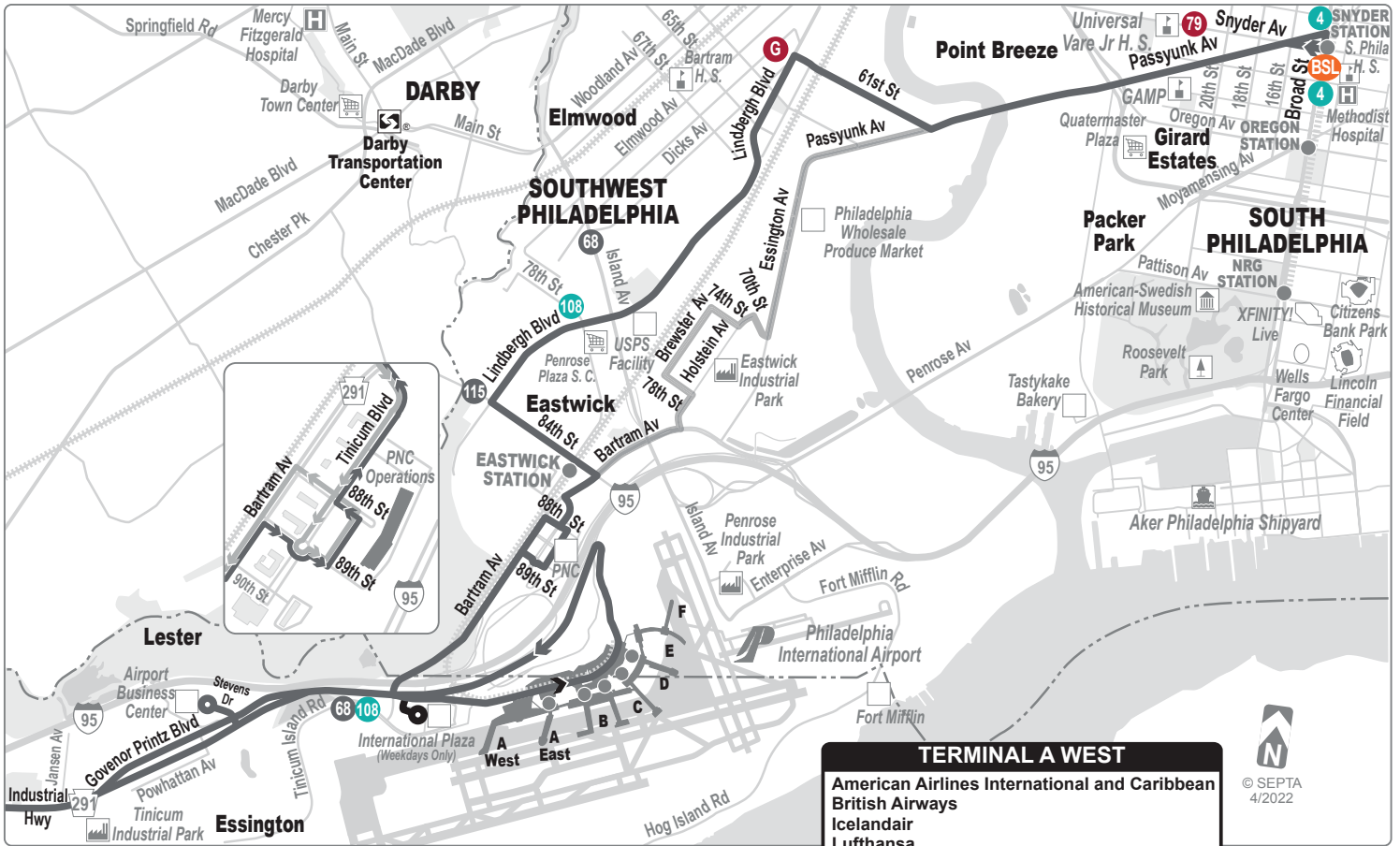
24 HOURS

OPERATING STATISTICS

ONE WAY ROUTE MILES (AVG.)	18.4	<u>RANK</u>
DAILY AVERAGE (WK) RIDERSHIP	1,409	57TH
VEHICLE HOURS (ANNUAL)	45,558	
VEHICLE MILES (ANNUAL)	609,106	
PEAK VEHICLES	10	
FULLY ALLOCATED EXPENSES	\$6,777,402	
PASSENGER REVENUE	\$542,276	
OPERATING RATIO	8%	69TH
ON TIME % (SEASON)	77%	

CHARACTERISTICS

MODE	BUS
DIVISION	SURFACE - CITY
OPERATING DISTRICT(S)	SOUTHERN
COUNTY(S) SERVED	PHILADELPHIA, DELAWARE
VEHICLE SIZE	40'



TERMINAL A WEST
American Airlines International and Caribbean British Airways Icelandair Lufthansa Qatar Airlines
TERMINAL A EAST
Aer Lingus Airlines American Airlines
TERMINAL B/C
American Airlines The Airport Marriott Hotel
TERMINAL D
Air Canada Alaska Airlines Delta Air Lines/Delta Connection Sun Country Airlines United
TERMINAL E
Frontier Jet Blue Southwest Airlines Spirit Airlines
TERMINAL F
American Eagle

38

5th-Market to Wissahickon Transportation Center



SEPTA

Serving Parkway
Attractions, Please
Touch Museum
and Mantua

SERVICE LEVELS (FREQUENCY IN MINUTES)

WEEKDAYS

AM PEAK	20
BASE	25
PM PEAK	18
EARLY EVENING	40
LATE NIGHT	60
OWL	--
TOTAL TRIPS	93

SATURDAYS

AM	30
BASE	30
PM	45
EARLY EVENING	60
LATE NIGHT	60
OWL	--
TOTAL TRIPS	64

SUNDAYS

AM	45
BASE	30
PM	45
EARLY EVENING	60
LATE NIGHT	60
OWL	--
TOTAL TRIPS	46

SERVICE SPAN

5:30A - 2:00A

6:00A - 2:00A

6:30A - 2:00A

OPERATING STATISTICS

ONE WAY ROUTE MILES (AVG.)	10.0
DAILY AVERAGE (WK) RIDERSHIP	1,131
VEHICLE HOURS (ANNUAL)	34,060
VEHICLE MILES (ANNUAL)	354,567
PEAK VEHICLES	10
FULLY ALLOCATED EXPENSES	\$5,389,550
PASSENGER REVENUE	\$419,276
OPERATING RATIO	8%
ON TIME % (SEASON)	67%

RANK

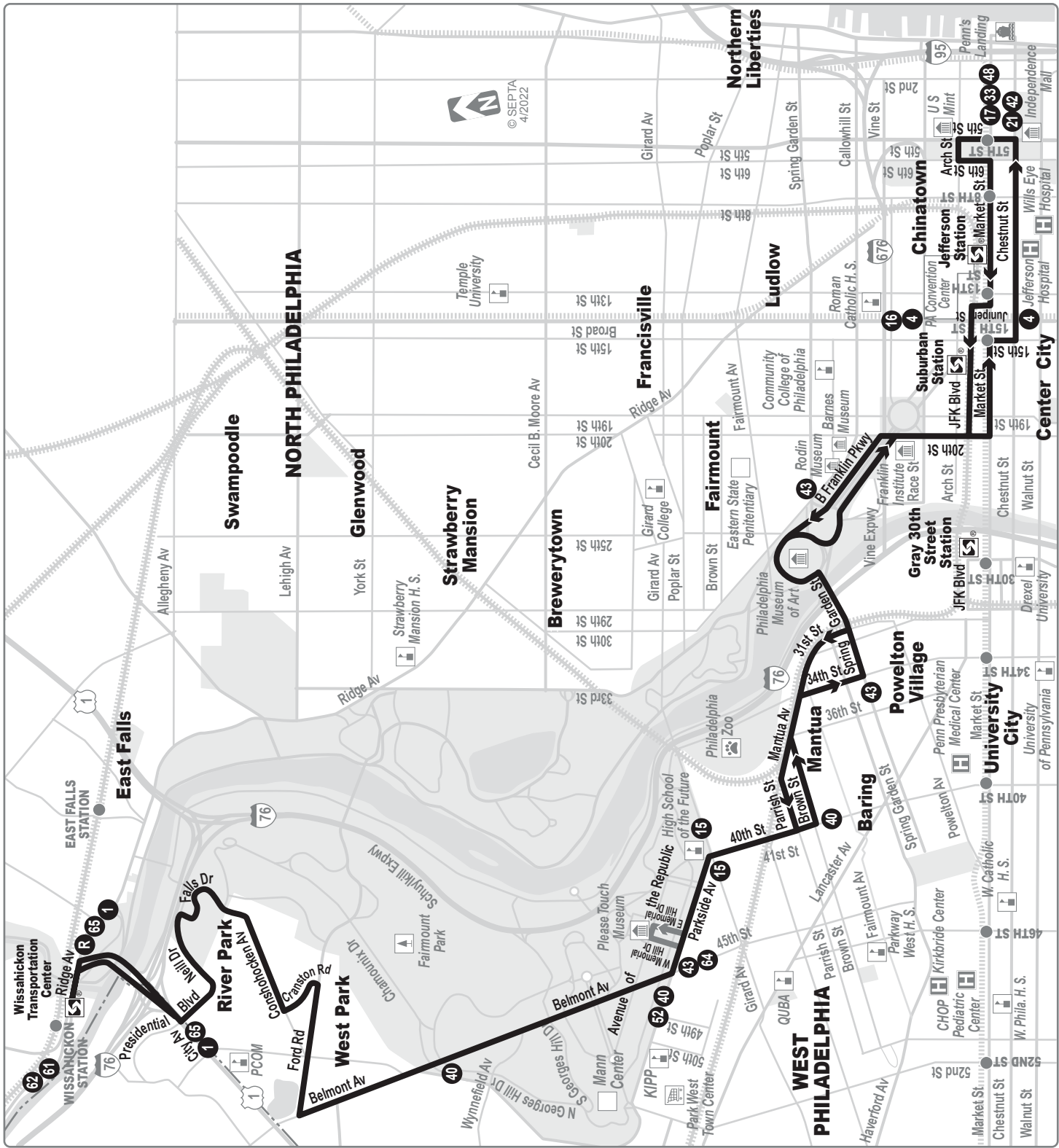
66TH

72ND

CHARACTERISTICS

MODE
DIVISION
OPERATING DISTRICT(S)
COUNTY(S) SERVED
VEHICLE SIZE

BUS
SURFACE - CITY
CALLOWHILL
PHILADELPHIA
40'



39

Richmond-Cumberland to 33rd-Dauphin



SEPTA

Serving Kensington and Strawberry Mansion

SERVICE LEVELS (FREQUENCY IN MINUTES)

WEEKDAYS

AM PEAK	20
BASE	25
PM PEAK	18
EARLY EVENING	40
LATE NIGHT	60
OWL	--
TOTAL TRIPS	92

SATURDAYS

AM	30
BASE	30
PM	45
EARLY EVENING	60
LATE NIGHT	60
OWL	--
TOTAL TRIPS	60

SUNDAYS

AM	45
BASE	30
PM	45
EARLY EVENING	60
LATE NIGHT	60
OWL	--
TOTAL TRIPS	60

SERVICE SPAN

5:00A - 1:30A

5:30A - 1:30A

5:30A - 1:30A

OPERATING STATISTICS

ONE WAY ROUTE MILES (AVG.)	4.9	<u>RANK</u>
DAILY AVERAGE (WK) RIDERSHIP	836	74TH
VEHICLE HOURS (ANNUAL)	20,387	
VEHICLE MILES (ANNUAL)	161,054	
PEAK VEHICLES	4	
FULLY ALLOCATED EXPENSES	\$2,636,781	
PASSENGER REVENUE	\$310,596	
OPERATING RATIO	12%	45TH
ON TIME % (SEASON)	77%	

CHARACTERISTICS

MODE
DIVISION
OPERATING DISTRICT(S)
COUNTY(S) SERVED
VEHICLE SIZE

BUS
SURFACE - CITY
MIDVALE
PHILADELPHIA
40'



40

2nd-Lombard to Conshohocken- Monument



SEPTA

Serving
Society Hill
and West Park

SERVICE LEVELS (FREQUENCY IN MINUTES)

WEEKDAYS

AM PEAK	8
BASE	16
PM PEAK	10
EARLY EVENING	30
LATE NIGHT	40
OWL	--
TOTAL TRIPS	154

SATURDAYS

AM	30
BASE	25
PM	30
EARLY EVENING	30
LATE NIGHT	40
OWL	--
TOTAL TRIPS	80

SUNDAYS

AM	40
BASE	25
PM	30
EARLY EVENING	30
LATE NIGHT	40
OWL	--
TOTAL TRIPS	78

SERVICE SPAN

5:00A - 2:30A

5:00A - 2:30A

5:00A - 2:30A

OPERATING STATISTICS

ONE WAY ROUTE MILES (AVG.)	9.8	<u>RANK</u>
DAILY AVERAGE (WK) RIDERSHIP	3,556	27TH
VEHICLE HOURS (ANNUAL)	56,277	
VEHICLE MILES (ANNUAL)	507,052	
PEAK VEHICLES	16	
FULLY ALLOCATED EXPENSES	\$8,582,070	
PASSENGER REVENUE	\$1,241,349	
OPERATING RATIO	15%	27TH
ON TIME % (SEASON)	69%	

CHARACTERISTICS

MODE
DIVISION
OPERATING DISTRICT(S)
COUNTY(S) SERVED
VEHICLE SIZE

BUS
SURFACE - CITY
CALLOWHILL
PHILADELPHIA
40'



42

Penn's Landing to Wycombe or 61st-Pine



SEPTA

Serving
Center City and
West Philadelphia

SERVICE LEVELS (FREQUENCY IN MINUTES)

WEEKDAYS

AM PEAK	8
BASE	11
PM PEAK	8
EARLY EVENING	15
LATE NIGHT	30
OWL	40
TOTAL TRIPS	224

SATURDAYS

AM	20
BASE	12
PM	15
EARLY EVENING	25
LATE NIGHT	30
OWL	40
TOTAL TRIPS	152

SUNDAYS

AM	25
BASE	16
PM	18
EARLY EVENING	25
LATE NIGHT	30
OWL	40
TOTAL TRIPS	136

SERVICE SPAN **24 HOURS**

24 HOURS

24 HOURS

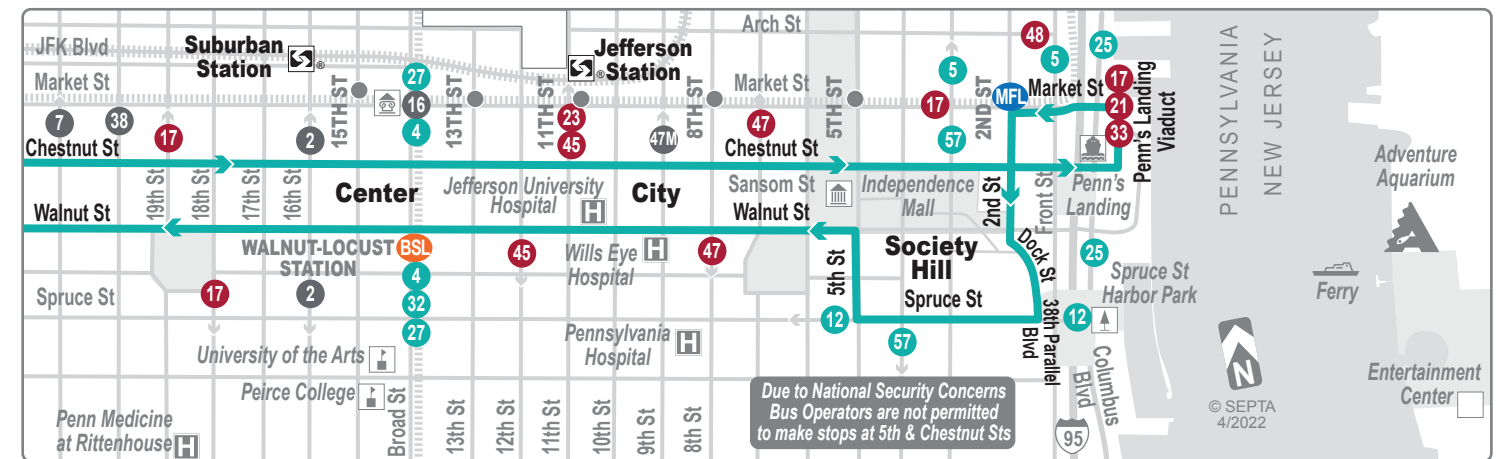
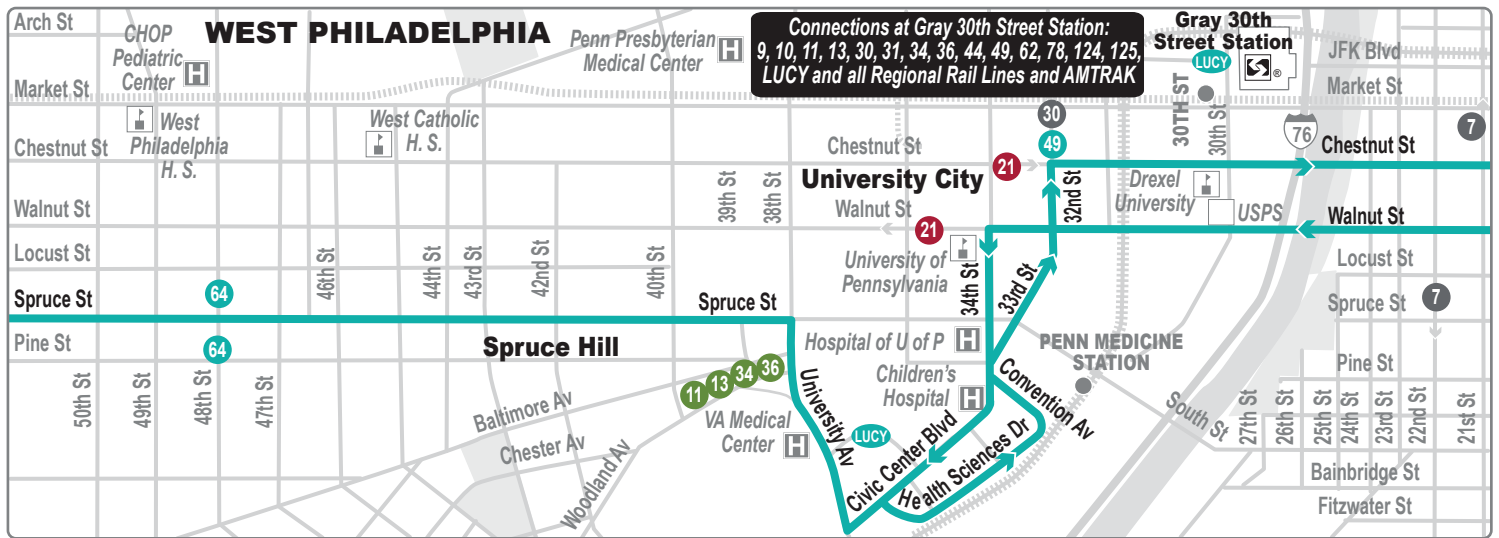
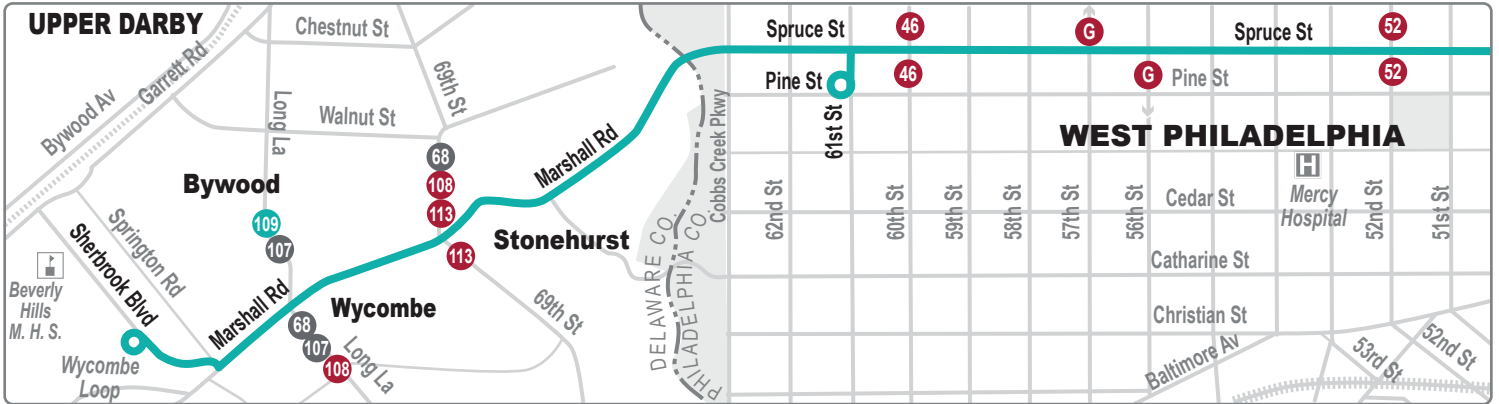
OPERATING STATISTICS

ONE WAY ROUTE MILES (AVG.)	7.0	<u>RANK</u>
DAILY AVERAGE (WK) RIDERSHIP	4,484	15TH
VEHICLE HOURS (ANNUAL)	62,475	
VEHICLE MILES (ANNUAL)	465,630	
PEAK VEHICLES	16	
FULLY ALLOCATED EXPENSES	\$8,871,110	
PASSENGER REVENUE	\$1,606,184	
OPERATING RATIO	18%	10TH
ON TIME % (SEASON)	71%	

CHARACTERISTICS

MODE
DIVISION
OPERATING DISTRICT(S)
COUNTY(S) SERVED
VEHICLE SIZE

BUS
SURFACE - CITY
ALLOWHILL
PHILADELPHIA, DELAWARE
40'



Passengers boarding Eastbound Route 42 trips who are destined for points in Society Hill, may "Ride Around" to access their stop. These Passengers are advised to either remain on the bus through the Layover period (On the viaduct) or to change to the next Westbound bus at no additional charge.

43

Richmond-Cumberland to 50th-Parkside



SEPTA

Serving Northern Liberties

SERVICE LEVELS (FREQUENCY IN MINUTES)

WEEKDAYS

AM PEAK	16
BASE	30
PM PEAK	20
EARLY EVENING	35
LATE NIGHT	40
OWL	--
TOTAL TRIPS	97

SATURDAYS

AM	45
BASE	30
PM	30
EARLY EVENING	45
LATE NIGHT	45
OWL	--
TOTAL TRIPS	66

SUNDAYS

AM	45
BASE	45
PM	45
EARLY EVENING	45
LATE NIGHT	45
OWL	--
TOTAL TRIPS	54

SERVICE SPAN

5:00A - 2:00A

5:30A - 2:00A

5:30A - 2:00A

OPERATING STATISTICS

ONE WAY ROUTE MILES (AVG.)	7.1
DAILY AVERAGE (WK) RIDERSHIP	892
VEHICLE HOURS (ANNUAL)	26,931
VEHICLE MILES (ANNUAL)	229,453
PEAK VEHICLES	8
FULLY ALLOCATED EXPENSES	\$4,152,117
PASSENGER REVENUE	\$325,540
OPERATING RATIO	8%
ON TIME % (SEASON)	72%

RANK

71ST

75TH

CHARACTERISTICS

MODE
DIVISION
OPERATING DISTRICT(S)
COUNTY(S) SERVED
VEHICLE SIZE

BUS
SURFACE - CITY
CALLOWHILL
PHILADELPHIA
40'



44

5th-Market to Ardmore



SEPTA

Serving
Center City
and Gladwyne

SERVICE LEVELS (FREQUENCY IN MINUTES)

WEEKDAYS

AM PEAK	10
BASE	20
PM PEAK	10
EARLY EVENING	30
LATE NIGHT	60
OWL	--
TOTAL TRIPS	129

SATURDAYS

AM	60
BASE	30
PM	35
EARLY EVENING	2 TRIPS
LATE NIGHT	--
OWL	--
TOTAL TRIPS	45

SUNDAYS

AM	60
BASE	30
PM	30
EARLY EVENING	1 TRIP
LATE NIGHT	--
OWL	--
TOTAL TRIPS	45

SERVICE SPAN

6:00A - 12:00P

8:00A - 9:00P

8:00A - 9:00P

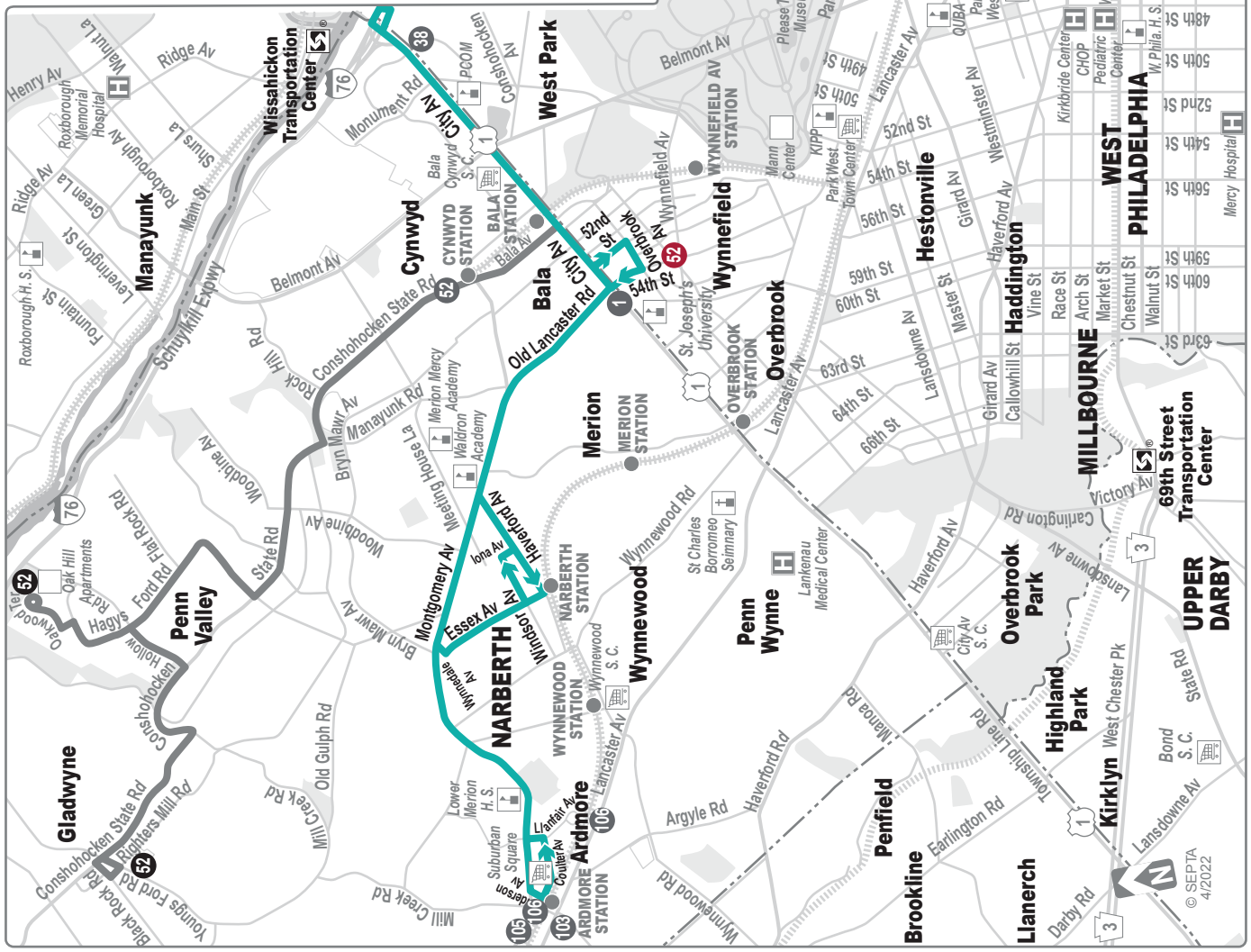
OPERATING STATISTICS

ONE WAY ROUTE MILES (AVG.)	13.4	<u>RANK</u>
DAILY AVERAGE (WK) RIDERSHIP	1,316	60TH
VEHICLE HOURS (ANNUAL)	43,439	
VEHICLE MILES (ANNUAL)	531,254	
PEAK VEHICLES	14	
FULLY ALLOCATED EXPENSES	\$7,364,088	
PASSENGER REVENUE	\$445,130	
OPERATING RATIO	6%	80TH
ON TIME % (SEASON)	69%	

CHARACTERISTICS

MODE
DIVISION
OPERATING DISTRICT(S)
COUNTY(S) SERVED
VEHICLE SIZE

BUS
SURFACE - CITY
CALLOWHILL
PHILADELPHIA, MONTGOMERY
40'



Connections at Gray 30th Street Station: 9, 10, 11, 13, 30, 31, 34, 36, 44, 62, 78, 124, 125, LUCY and all Regional Rail Lines



45

Broad-Oregon to Center City



SEPTA

Serving South
Philadelphia and
Chinatown

SERVICE LEVELS (FREQUENCY IN MINUTES)

WEEKDAYS

AM PEAK	8
BASE	12
PM PEAK	10
EARLY EVENING	15
LATE NIGHT	30
OWL	--
TOTAL TRIPS	205

SATURDAYS

AM	15
BASE	14
PM	15
EARLY EVENING	20
LATE NIGHT	30
OWL	--
TOTAL TRIPS	155

SUNDAYS

AM	20
BASE	20
PM	20
EARLY EVENING	20
LATE NIGHT	30
OWL	--
TOTAL TRIPS	124

**SERVICE
SPAN**

5:00A - 3:00A

5:30A - 3:00A

5:30A - 3:00A

OPERATING STATISTICS

ONE WAY ROUTE MILES (AVG.)	4.3	<u>RANK</u>
DAILY AVERAGE (WK) RIDERSHIP	2,406	39TH
VEHICLE HOURS (ANNUAL)	48,434	
VEHICLE MILES (ANNUAL)	316,758	
PEAK VEHICLES	12	
FULLY ALLOCATED EXPENSES	\$6,670,575	
PASSENGER REVENUE	\$876,708	
OPERATING RATIO	13%	35TH
ON TIME % (SEASON)	81%	

CHARACTERISTICS

MODE
DIVISION
OPERATING DISTRICT(S)
COUNTY(S) SERVED
VEHICLE SIZE

BUS
SURFACE - CITY
SOUTHERN
PHILADELPHIA
40'



Please consult the separate Route 23 timetable for service north of Market St.

46

58th-Baltimore to 63rd-Malvern



SEPTA

Serving Angora
and Overbrook

SERVICE LEVELS (FREQUENCY IN MINUTES)

WEEKDAYS

AM PEAK	8
BASE	15
PM PEAK	10
EARLY EVENING	15
LATE NIGHT	30
OWL	--
TOTAL TRIPS	176

SATURDAYS

AM	20
BASE	20
PM	20
EARLY EVENING	30
LATE NIGHT	30
OWL	--
TOTAL TRIPS	104

SUNDAYS

AM	30
BASE	30
PM	30
EARLY EVENING	30
LATE NIGHT	30
OWL	--
TOTAL TRIPS	80

SERVICE
SPAN

5:00A - 2:00A

5:30A - 2:00A

5:30A - 2:00A

OPERATING STATISTICS

ONE WAY ROUTE MILES (AVG.)	3.4	<u>RANK</u>
DAILY AVERAGE (WK) RIDERSHIP	2,113	43RD
VEHICLE HOURS (ANNUAL)	30,023	
VEHICLE MILES (ANNUAL)	208,056	
PEAK VEHICLES	8	
FULLY ALLOCATED EXPENSES	\$4,294,428	
PASSENGER REVENUE	\$760,156	
OPERATING RATIO	18%	11TH
ON TIME % (SEASON)	91%	

CHARACTERISTICS

MODE
DIVISION
OPERATING DISTRICT(S)
COUNTY(S) SERVED
VEHICLE SIZE

BUS
SURFACE - CITY
CALLOWHILL
PHILADELPHIA
40'



47

Whitman Plaza to 5th-Godfrey



SEPTA

Serving
South Philadelphia,
Center City,
North Philadelphia
and Olney

SERVICE LEVELS (FREQUENCY IN MINUTES)

WEEKDAYS

AM PEAK	6
BASE	10
PM PEAK	6
EARLY EVENING	15
LATE NIGHT	30
OWL	45
TOTAL TRIPS	245

SATURDAYS

AM	15
BASE	12
PM	15
EARLY EVENING	20
LATE NIGHT	30
OWL	45
TOTAL TRIPS	153

SUNDAYS

AM	30
BASE	15
PM	15
EARLY EVENING	30
LATE NIGHT	30
OWL	45
TOTAL TRIPS	125

SERVICE SPAN

24 HOURS

24 HOURS

24 HOURS

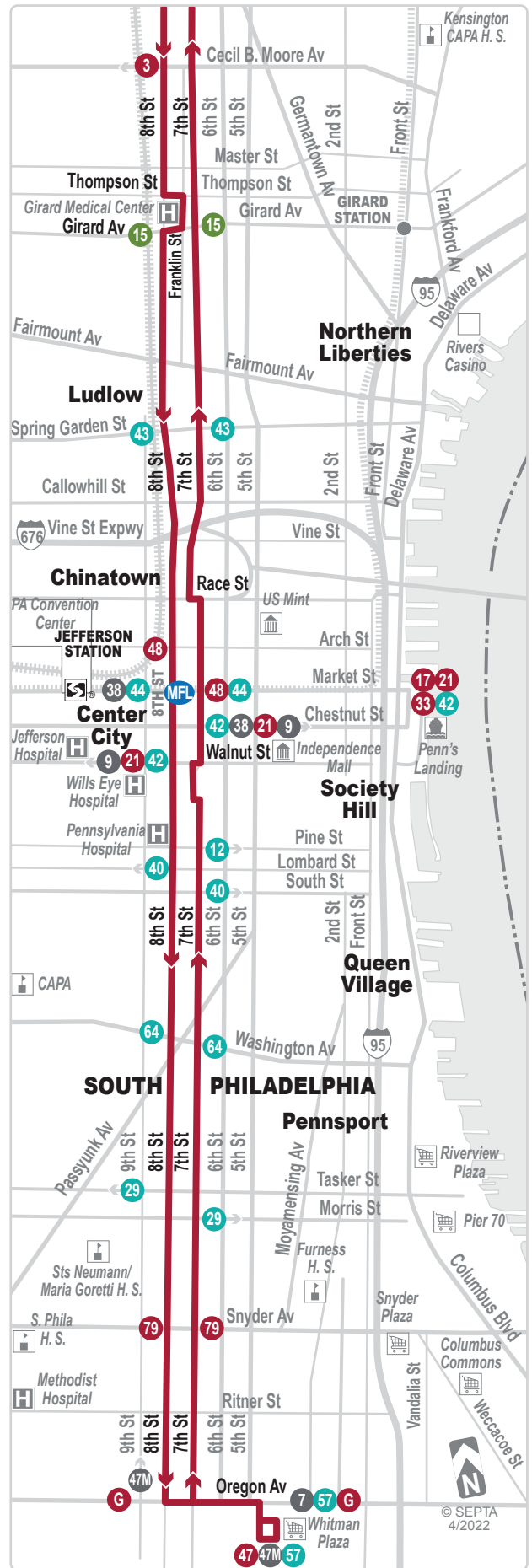
OPERATING STATISTICS

ONE WAY ROUTE MILES (AVG.)	10.0	RANK
DAILY AVERAGE (WK) RIDERSHIP	8,352	3RD
VEHICLE HOURS (ANNUAL)	103,054	
VEHICLE MILES (ANNUAL)	876,992	
PEAK VEHICLES	29	
FULLY ALLOCATED EXPENSES	\$15,514,084	
PASSENGER REVENUE	\$3,062,951	
OPERATING RATIO	20%	4TH
ON TIME % (SEASON)	70%	

CHARACTERISTICS

MODE
DIVISION
OPERATING DISTRICT(S)
COUNTY(S) SERVED
VEHICLE SIZE

BUS
SURFACE - CITY
MIDVALE, SOUTHERN
PHILADELPHIA
40'



47M

Whitman Plaza to 7th-Spring Garden via 9th Street



SEPTA

Serving
South Philadelphia
and Center City

SERVICE LEVELS (FREQUENCY IN MINUTES)

WEEKDAYS

AM PEAK	--
BASE	20
PM PEAK	20
EARLY EVENING	--
LATE NIGHT	--
OWL	--
TOTAL TRIPS	24

SATURDAYS

AM	--
BASE	30
PM	--
EARLY EVENING	--
LATE NIGHT	--
OWL	--
TOTAL TRIPS	18

SUNDAYS

AM	--
BASE	35
PM	--
EARLY EVENING	--
LATE NIGHT	--
OWL	--
TOTAL TRIPS	8

SERVICE SPAN

8:30A - 5:00P

9:00A - 5:30P

10:00A - 2:30P

OPERATING STATISTICS

ONE WAY ROUTE MILES (AVG.)	3.8	<u>RANK</u>
DAILY AVERAGE (WK) RIDERSHIP	480	82ND
VEHICLE HOURS (ANNUAL)	10,422	
VEHICLE MILES (ANNUAL)	62,012	
PEAK VEHICLES	5	
FULLY ALLOCATED EXPENSES	\$1,976,871	
PASSENGER REVENUE	\$170,049	
OPERATING RATIO	9%	63RD
ON TIME % (SEASON)	69%	

CHARACTERISTICS

MODE
DIVISION
OPERATING DISTRICT(S)
COUNTY(S) SERVED
VEHICLE SIZE

BUS
SURFACE - CITY
SOUTHERN
PHILADELPHIA
40'



48

Front-Market to 27th-Allegheny



SEPTA

Serving
Center City and
North Philadelphia

SERVICE LEVELS (FREQUENCY IN MINUTES)

WEEKDAYS

AM PEAK	10
BASE	12
PM PEAK	10
EARLY EVENING	15
LATE NIGHT	30
OWL	--
TOTAL TRIPS	182

SATURDAYS

AM	15
BASE	12
PM	15
EARLY EVENING	20
LATE NIGHT	45
OWL	--
TOTAL TRIPS	146

SUNDAYS

AM	30
BASE	15
PM	15
EARLY EVENING	20
LATE NIGHT	45
OWL	--
TOTAL TRIPS	111

SERVICE
SPAN

4:30A - 1:30A

6:00A - 1:30A

6:00A - 1:30A

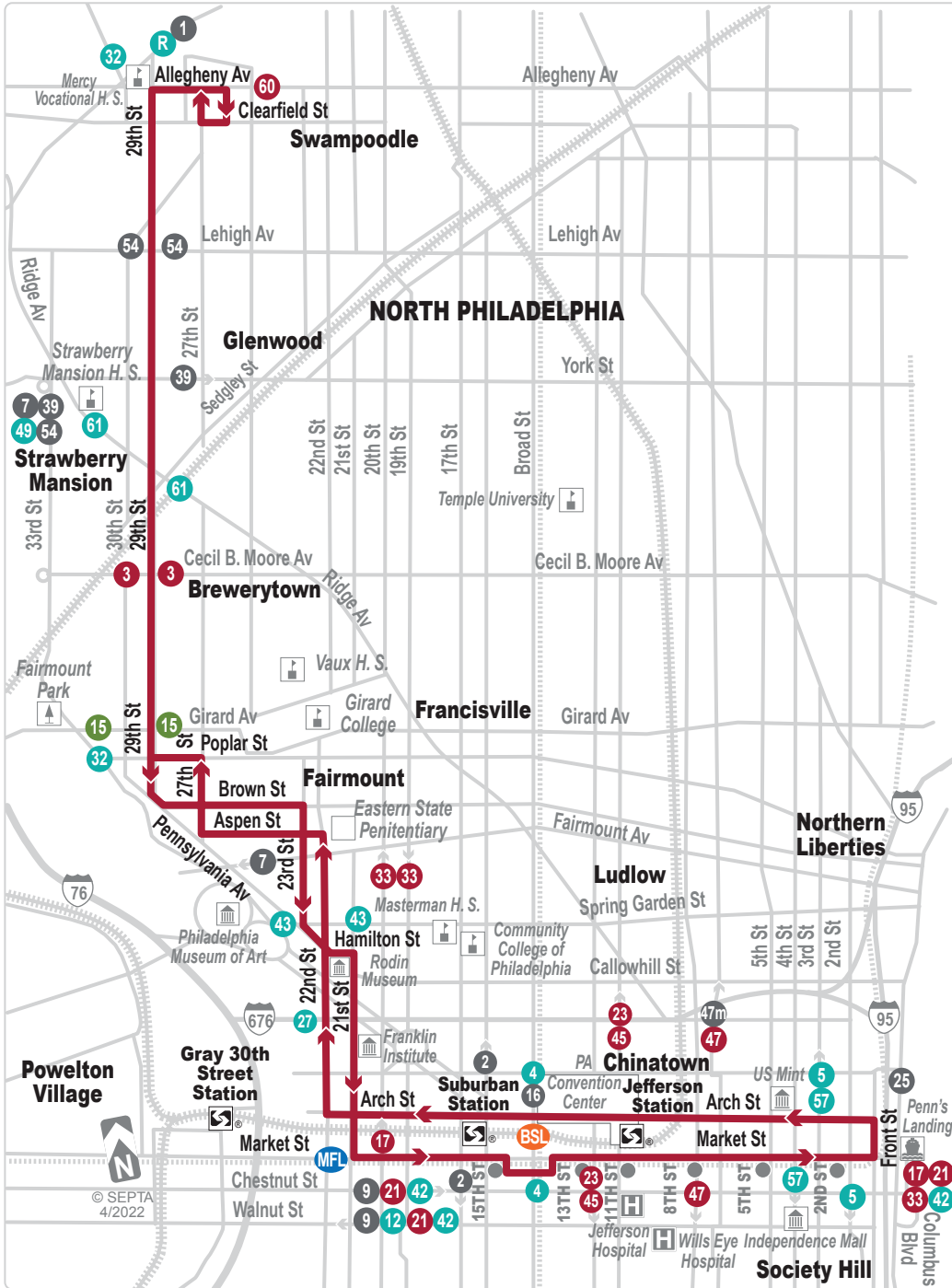
OPERATING STATISTICS

ONE WAY ROUTE MILES (AVG.)	6.4	<u>RANK</u>
DAILY AVERAGE (WK) RIDERSHIP	3,162	30TH
VEHICLE HOURS (ANNUAL)	56,762	
VEHICLE MILES (ANNUAL)	401,310	
PEAK VEHICLES	13	
FULLY ALLOCATED EXPENSES	\$7,649,778	
PASSENGER REVENUE	\$944,499	
OPERATING RATIO	12%	41ST
ON TIME % (SEASON)	76%	

CHARACTERISTICS

MODE
DIVISION
OPERATING DISTRICT(S)
COUNTY(S) SERVED
VEHICLE SIZE

BUS
SURFACE - CITY
ALLEGHENY
PHILADELPHIA
60'



49

33rd-Dauphin to 29th-Snyder



SEPTA

Serving
University City,
Brewerytown,
Fairmount, Grays
Ferry and Strawberry
Mansion

SERVICE LEVELS (FREQUENCY IN MINUTES)

WEEKDAYS

AM PEAK	15
BASE	20
PM PEAK	15
EARLY EVENING	30
LATE NIGHT	60
OWL	--
TOTAL TRIPS	111

SATURDAYS

AM	25
BASE	22
PM	22
EARLY EVENING	30
LATE NIGHT	60
OWL	--
TOTAL TRIPS	89

SUNDAYS

AM	25
BASE	22
PM	22
EARLY EVENING	30
LATE NIGHT	60
OWL	--
TOTAL TRIPS	89

SERVICE
SPAN

5:00A - 1:00A

5:00A - 1:00A

5:00A - 1:00A

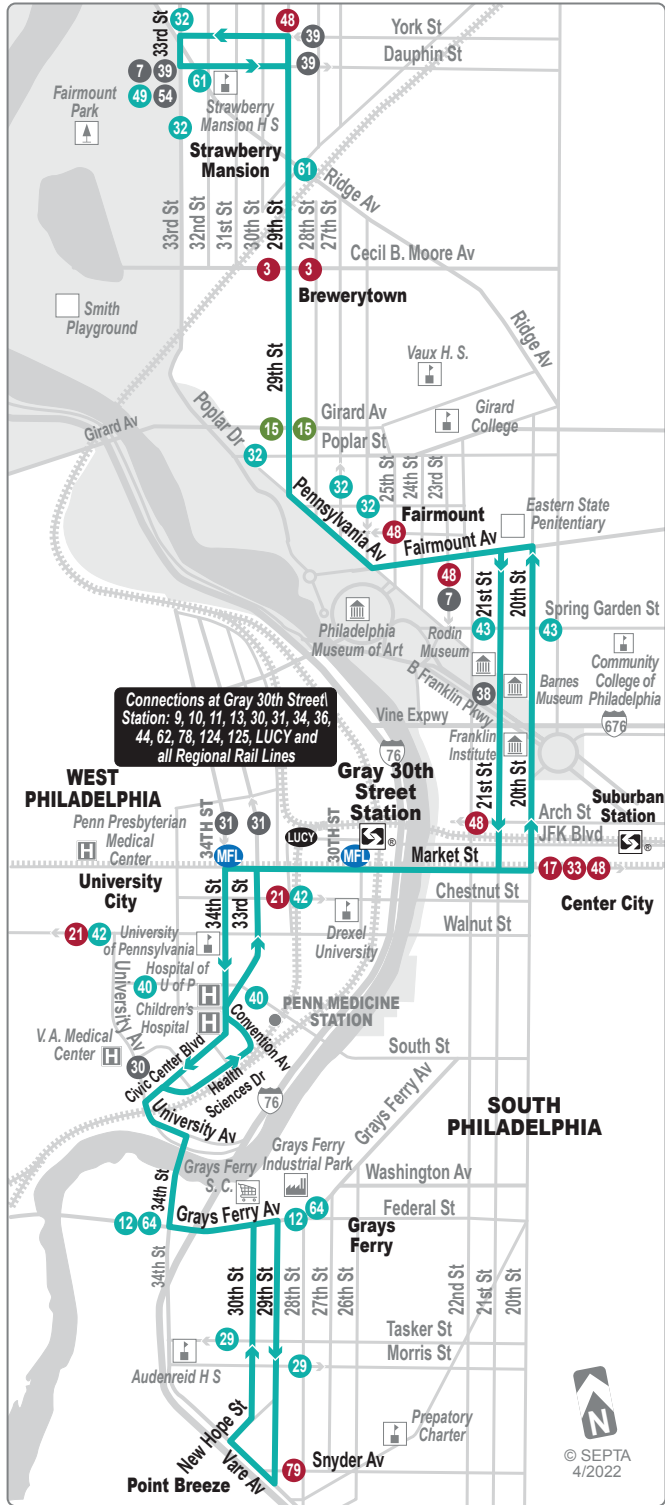
OPERATING STATISTICS

ONE WAY ROUTE MILES (AVG.)	7.3	<u>RANK</u>
DAILY AVERAGE (WK) RIDERSHIP	1,334	58TH
VEHICLE HOURS (ANNUAL)	45,377	
VEHICLE MILES (ANNUAL)	309,020	
PEAK VEHICLES	10	
FULLY ALLOCATED EXPENSES	\$5,906,249	
PASSENGER REVENUE	\$476,171	67TH
OPERATING RATIO	8%	
ON TIME % (SEASON)	74%	

CHARACTERISTICS

MODE
DIVISION
OPERATING DISTRICT(S)
COUNTY(S) SERVED
VEHICLE SIZE

BUS
SURFACE - CITY
ALLEGHENY
PHILADELPHIA
40'



50

Parx Casino via Philadelphia Mills to Frankford Transportation Center



SEPTA
Serving
Northeast
Philadelphia

SERVICE LEVELS (FREQUENCY IN MINUTES)

WEEKDAYS

AM PEAK	20
BASE	30
PM PEAK	20
EARLY EVENING	35
LATE NIGHT	45
OWL	1 TRIP
TOTAL TRIPS	66

SATURDAYS

AM	35
BASE	30
PM	30
EARLY EVENING	35
LATE NIGHT	--
OWL	--
TOTAL TRIPS	59

SUNDAYS

AM	50
BASE	30
PM	30
EARLY EVENING	35
LATE NIGHT	--
OWL	--
TOTAL TRIPS	56

SERVICE SPAN

6:00A - 12:30A

6:00A - 11:00P

6:00A - 11:00P

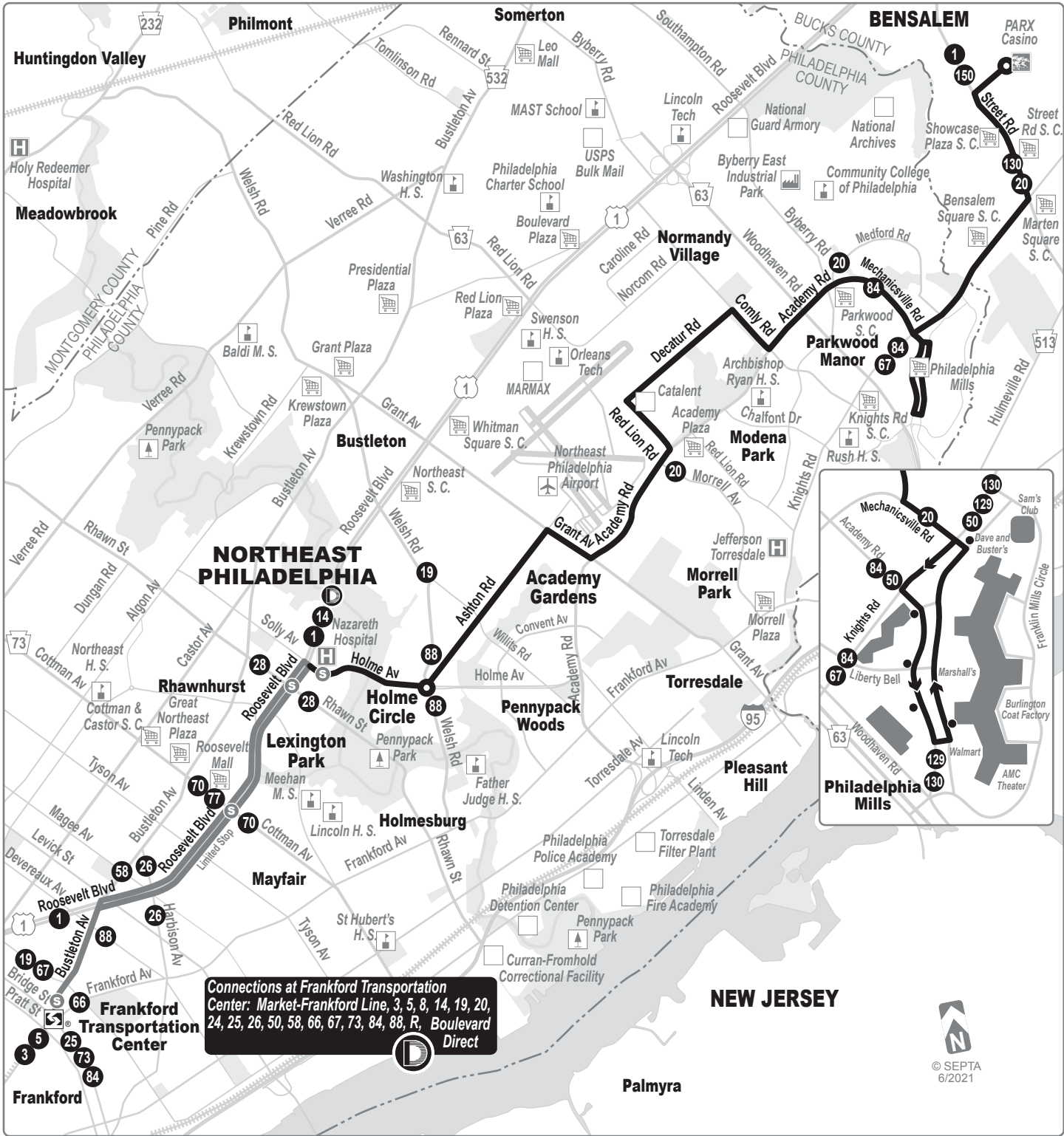
OPERATING STATISTICS

ONE WAY ROUTE MILES (AVG.)	14.5	<u>RANK</u>
DAILY AVERAGE (WK) RIDERSHIP	975	70TH
VEHICLE HOURS (ANNUAL)	20,814	
VEHICLE MILES (ANNUAL)	241,230	
PEAK VEHICLES	5	
FULLY ALLOCATED EXPENSES	\$3,100,574	
PASSENGER REVENUE	\$394,923	
OPERATING RATIO	13%	38TH
ON TIME % (SEASON)	82%	

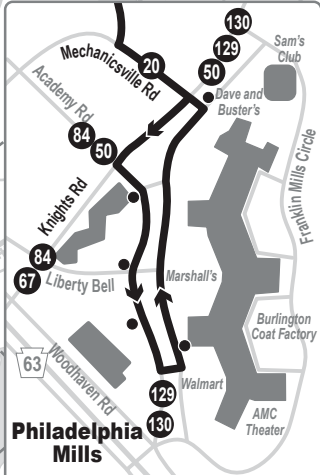
CHARACTERISTICS

MODE
DIVISION
OPERATING DISTRICT(S)
COUNTY(S) SERVED
VEHICLE SIZE

BUS
SURFACE - CITY
COMLY
PHILADELPHIA, BUCKS
40'



Connections at Frankford Transportation Center: Market-Frankford Line, 3, 5, 8, 14, 19, 20, 24, 25, 26, 50, 58, 66, 67, 73, 84, 88, R, Boulevard Direct



52

49th-Woodland to 54th-City or 50th-Parkside



SEPTA

Serving
Kingsessing,
Wynnefield, Bala
and Gladwyne

SERVICE LEVELS (FREQUENCY IN MINUTES)

WEEKDAYS

AM PEAK	8
BASE	10
PM PEAK	8
EARLY EVENING	12
LATE NIGHT	30
OWL	30
TOTAL TRIPS	244

SATURDAYS

AM	15
BASE	10
PM	10
EARLY EVENING	10
LATE NIGHT	15
OWL	30
TOTAL TRIPS	200

SUNDAYS

AM	20
BASE	12
PM	12
EARLY EVENING	15
LATE NIGHT	15
OWL	30
TOTAL TRIPS	176

SERVICE SPAN

24 HOURS

24 HOURS

24 HOURS

OPERATING STATISTICS

ONE WAY ROUTE MILES (AVG.)	5.8
DAILY AVERAGE (WK) RIDERSHIP	5,917
VEHICLE HOURS (ANNUAL)	78,106
VEHICLE MILES (ANNUAL)	623,285
PEAK VEHICLES	19
FULLY ALLOCATED EXPENSES	\$10,965,180
PASSENGER REVENUE	\$2,242,327
OPERATING RATIO	20%
ON TIME % (SEASON)	74%

RANK

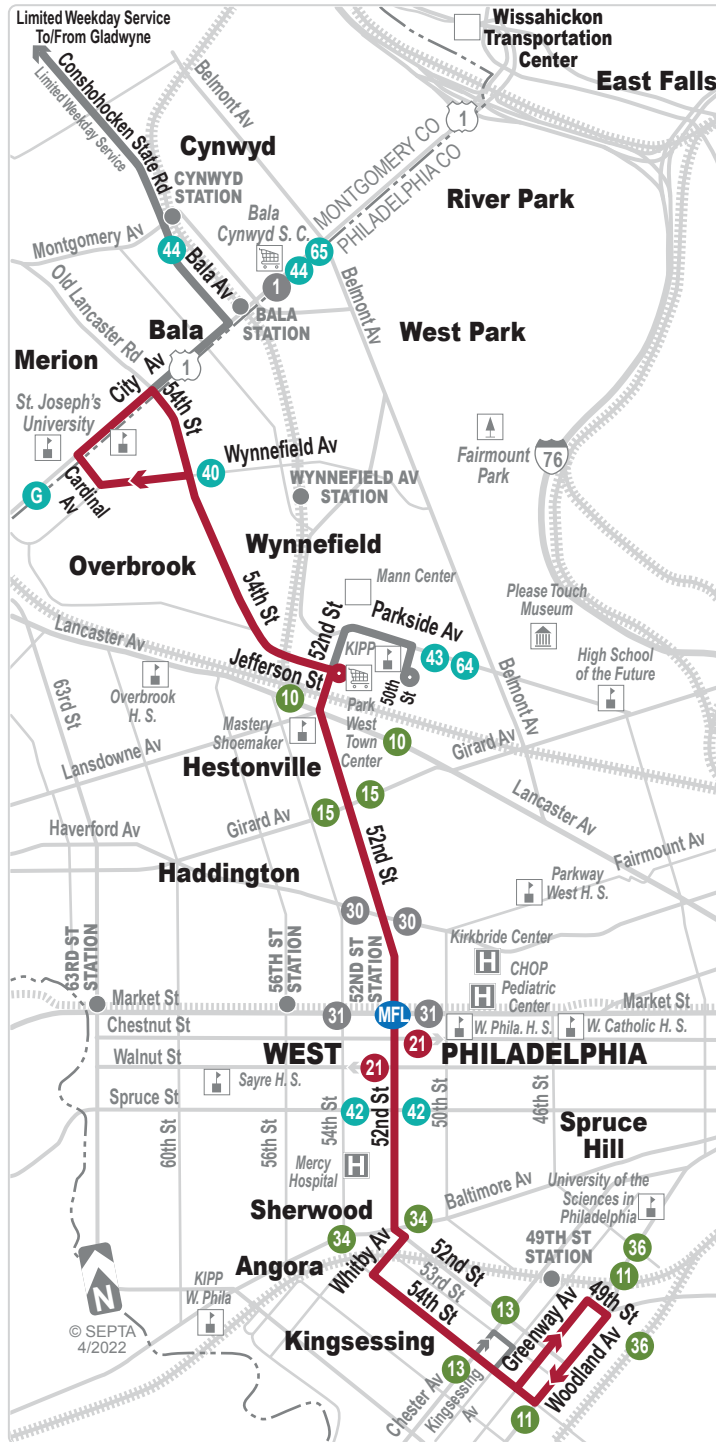
6TH

3RD

CHARACTERISTICS

MODE
DIVISION
OPERATING DISTRICT(S)
COUNTY(S) SERVED
VEHICLE SIZE

BUS
SURFACE - CITY
CALLOWHILL
PHILADELPHIA, MONTGOMERY
40'



53

Wayne-Carpenter to Broad- Hunting Park or G-Hunting Park



SEPTA

Serving
Germantown
West Mt Airy and
Feltonville

SERVICE LEVELS (FREQUENCY IN MINUTES)

WEEKDAYS

AM PEAK	20
BASE	30
PM PEAK	20
EARLY EVENING	40
LATE NIGHT	60
OWL	--
TOTAL TRIPS	86

SATURDAYS

AM	30
BASE	30
PM	30
EARLY EVENING	40
LATE NIGHT	60
OWL	--
TOTAL TRIPS	72

SUNDAYS

AM	30
BASE	30
PM	30
EARLY EVENING	40
LATE NIGHT	60
OWL	--
TOTAL TRIPS	72

SERVICE SPAN

5:00A - 2:00A

5:00A - 2:00A

5:00A - 2:00A

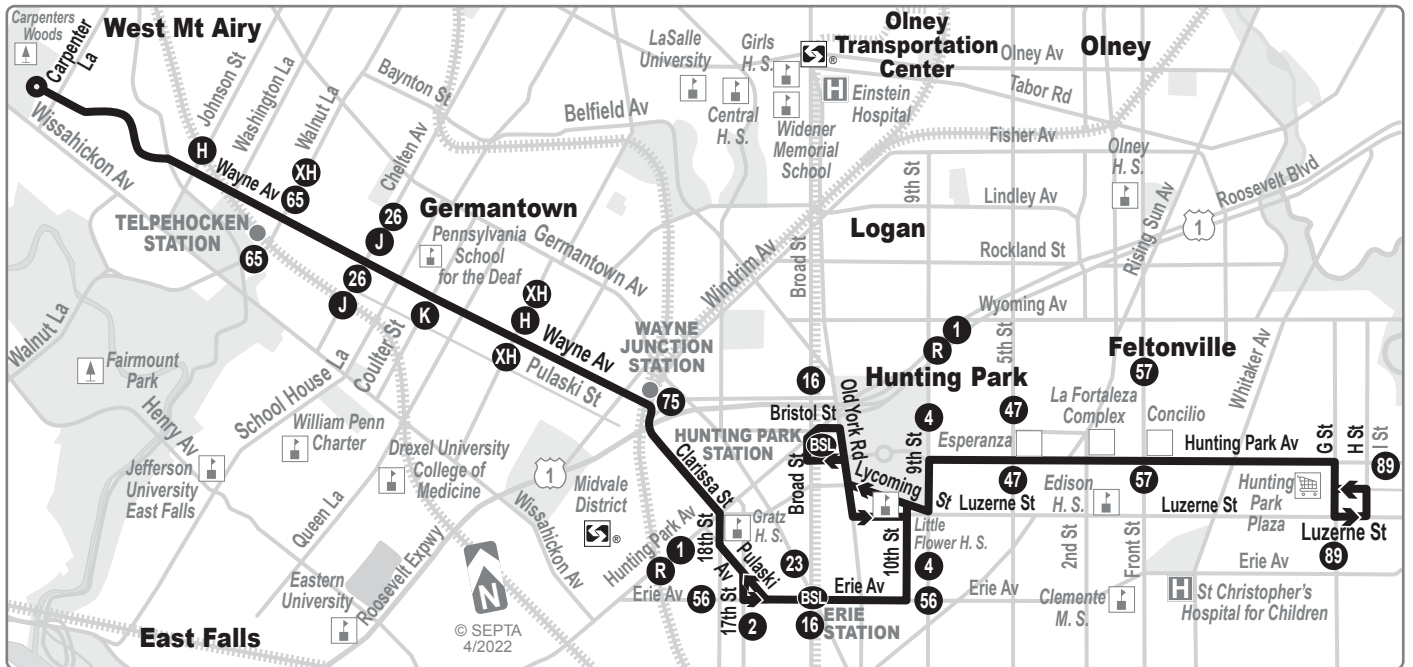
OPERATING STATISTICS

ONE WAY ROUTE MILES (AVG.)	6.8	<u>RANK</u>
DAILY AVERAGE (WK) RIDERSHIP	1,027	69TH
VEHICLE HOURS (ANNUAL)	24,587	
VEHICLE MILES (ANNUAL)	212,678	
PEAK VEHICLES	7	
FULLY ALLOCATED EXPENSES	\$3,728,939	
PASSENGER REVENUE	\$373,492	
OPERATING RATIO	10%	54TH
ON TIME % (SEASON)	85%	

CHARACTERISTICS

MODE
DIVISION
OPERATING DISTRICT(S)
COUNTY(S) SERVED
VEHICLE SIZE

BUS
SURFACE - CITY
MIDVALE
PHILADELPHIA
40'



54

Richmond-Cambria to 33rd-Dauphin



SEPTA

Serving
Port Richmond and
Strawberry Mansion

SERVICE LEVELS (FREQUENCY IN MINUTES)

WEEKDAYS

AM PEAK	12
BASE	18
PM PEAK	12
EARLY EVENING	30
LATE NIGHT	45
OWL	--
TOTAL TRIPS	138

SATURDAYS

AM	20
BASE	20
PM	20
EARLY EVENING	35
LATE NIGHT	45
OWL	--
TOTAL TRIPS	108

SUNDAYS

AM	30
BASE	30
PM	30
EARLY EVENING	35
LATE NIGHT	45
OWL	--
TOTAL TRIPS	78

SERVICE SPAN

4:30A - 3:00A

4:30A - 3:00A

5:00A - 3:00A

OPERATING STATISTICS

ONE WAY ROUTE MILES (AVG.)	5.1	<u>RANK</u>
DAILY AVERAGE (WK) RIDERSHIP	2,915	32ND
VEHICLE HOURS (ANNUAL)	38,831	
VEHICLE MILES (ANNUAL)	241,918	
PEAK VEHICLES	8	
FULLY ALLOCATED EXPENSES	\$4,943,491	
PASSENGER REVENUE	\$870,546	
OPERATING RATIO	18%	12TH
ON TIME % (SEASON)	73%	

CHARACTERISTICS

MODE
DIVISION
OPERATING DISTRICT(S)
COUNTY(S) SERVED
VEHICLE SIZE

BUS
SURFACE - CITY
ALLEGHENY
PHILADELPHIA
60'



55

Willow Grove and Doylestown to Olney Transportation Center



SEPTA

Serving Jenkintown

SERVICE LEVELS (FREQUENCY IN MINUTES)

WEEKDAYS

AM PEAK	15
BASE	20
PM PEAK	15
EARLY EVENING	25
LATE NIGHT	40
OWL	1 TRIP
TOTAL TRIPS	126

SATURDAYS

AM	20
BASE	20
PM	20
EARLY EVENING	40
LATE NIGHT	60
OWL	--
TOTAL TRIPS	98

SUNDAYS

AM	35
BASE	30
PM	30
EARLY EVENING	40
LATE NIGHT	60
OWL	--
TOTAL TRIPS	73

SERVICE SPAN

4:30A - 4:00A

5:00A - 3:00A

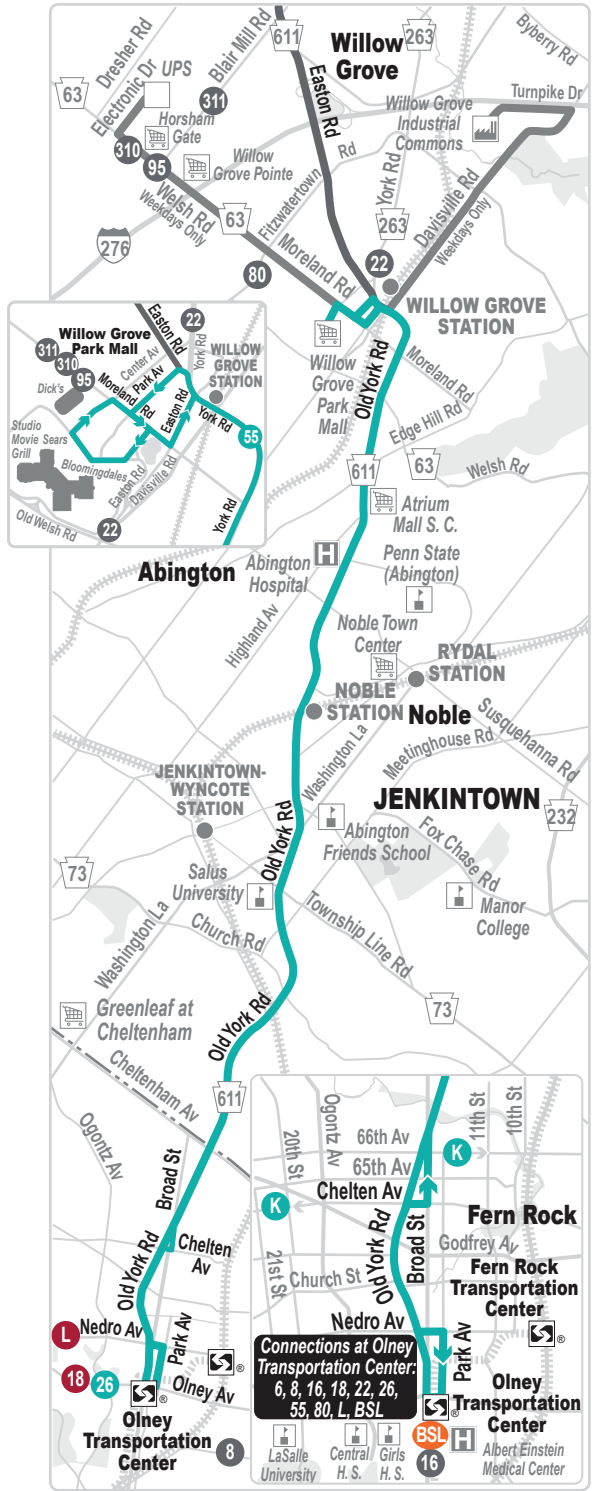
5:00A - 2:30A

OPERATING STATISTICS

ONE WAY ROUTE MILES (AVG.)	23.1	<u>RANK</u>
DAILY AVERAGE (WK) RIDERSHIP	2,139	41ST
VEHICLE HOURS (ANNUAL)	55,180	
VEHICLE MILES (ANNUAL)	652,784	
PEAK VEHICLES	12	
FULLY ALLOCATED EXPENSES	\$7,964,624	
PASSENGER REVENUE	\$638,776	
OPERATING RATIO	8%	70TH
ON TIME % (SEASON)	77%	

CHARACTERISTICS

MODE	BUS
DIVISION	SURFACE - CITY
OPERATING DISTRICT(S)	MIDVALE
COUNTY(S) SERVED	PHILADELPHIA, MONTGOMERY, BUCKS
VEHICLE SIZE	60'



56

**23rd-Venango
and Bakers
Centre
to Torresdale-
Cottman**



SEPTA
Serving
Nicetown
and Tacony

SERVICE LEVELS (FREQUENCY IN MINUTES)

WEEKDAYS

AM PEAK	7
BASE	15
PM PEAK	7
EARLY EVENING	15
LATE NIGHT	50
OWL	60
TOTAL TRIPS	200

SATURDAYS

AM	20
BASE	20
PM	25
EARLY EVENING	25
LATE NIGHT	50
OWL	60
TOTAL TRIPS	104

SUNDAYS

AM	30
BASE	25
PM	25
EARLY EVENING	30
LATE NIGHT	50
OWL	60
TOTAL TRIPS	90

**SERVICE
SPAN**

24 HOURS

24 HOURS

24 HOURS

OPERATING STATISTICS

ONE WAY ROUTE MILES (AVG.)	8.4	RANK
DAILY AVERAGE (WK) RIDERSHIP	4,772	8TH
VEHICLE HOURS (ANNUAL)	56,756	
VEHICLE MILES (ANNUAL)	496,613	
PEAK VEHICLES	16	
FULLY ALLOCATED EXPENSES	\$8,585,806	
PASSENGER REVENUE	\$1,425,322	
OPERATING RATIO	17%	20TH
ON TIME % (SEASON)	76%	

CHARACTERISTICS

MODE
DIVISION
OPERATING DISTRICT(S)
COUNTY(S) SERVED
VEHICLE SIZE

BUS
SURFACE - CITY
MIDVALE
PHILADELPHIA
40', 60'



57

Whitman Plaza to Rising Sun-Olney or Fern Rock Transportation Center



SEPTA

Serving
South Philadelphia
and Northern
Liberties

SERVICE LEVELS (FREQUENCY IN MINUTES)

WEEKDAYS

AM PEAK	7
BASE	12
PM PEAK	10
EARLY EVENING	30
LATE NIGHT	50
OWL	--
TOTAL TRIPS	173

SATURDAYS

AM	20
BASE	20
PM	20
EARLY EVENING	30
LATE NIGHT	50
OWL	--
TOTAL TRIPS	104

SUNDAYS

AM	20
BASE	20
PM	20
EARLY EVENING	30
LATE NIGHT	50
OWL	--
TOTAL TRIPS	102

SERVICE
SPAN

4:30A - 2:00A

4:30A - 2:00A

4:30A - 2:00A

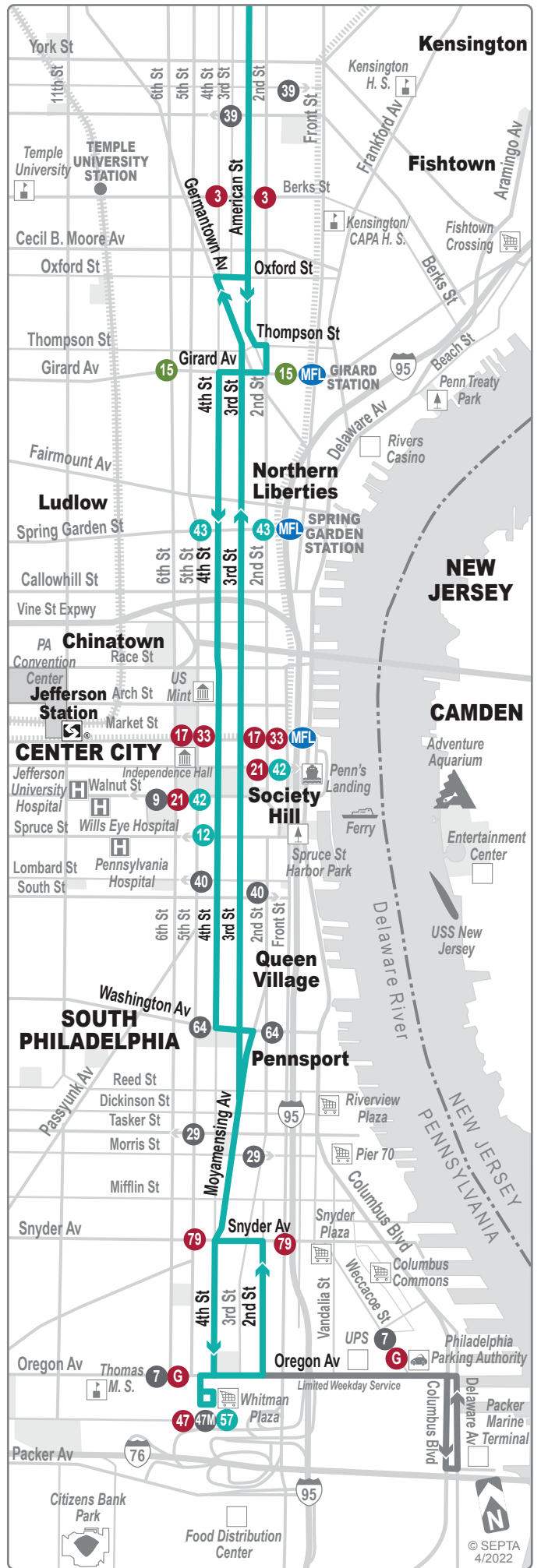
OPERATING STATISTICS

ONE WAY ROUTE MILES (AVG.)	13.6	RANK
DAILY AVERAGE (WK) RIDERSHIP	3,724	24TH
VEHICLE HOURS (ANNUAL)	80,373	
VEHICLE MILES (ANNUAL)	765,952	
PEAK VEHICLES	26	
FULLY ALLOCATED EXPENSES	\$13,089,953	
PASSENGER REVENUE	\$1,334,152	
OPERATING RATIO	10%	51ST
ON TIME % (SEASON)	67%	

CHARACTERISTICS

MODE
DIVISION
OPERATING DISTRICT(S)
COUNTY(S) SERVED
VEHICLE SIZE

BUS
SURFACE - CITY
MIDVALE, SOUTHERN
PHILADELPHIA, MONTGOMERY
40'



58

Neshaminy Mall and Somerton to Frankford Transportation Center



SEPTA

Serving
Northeast
Philadelphia

SERVICE LEVELS (FREQUENCY IN MINUTES)


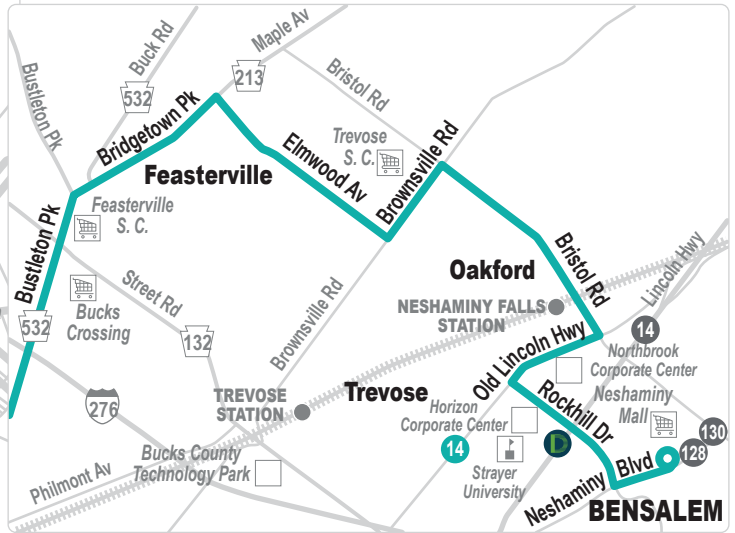
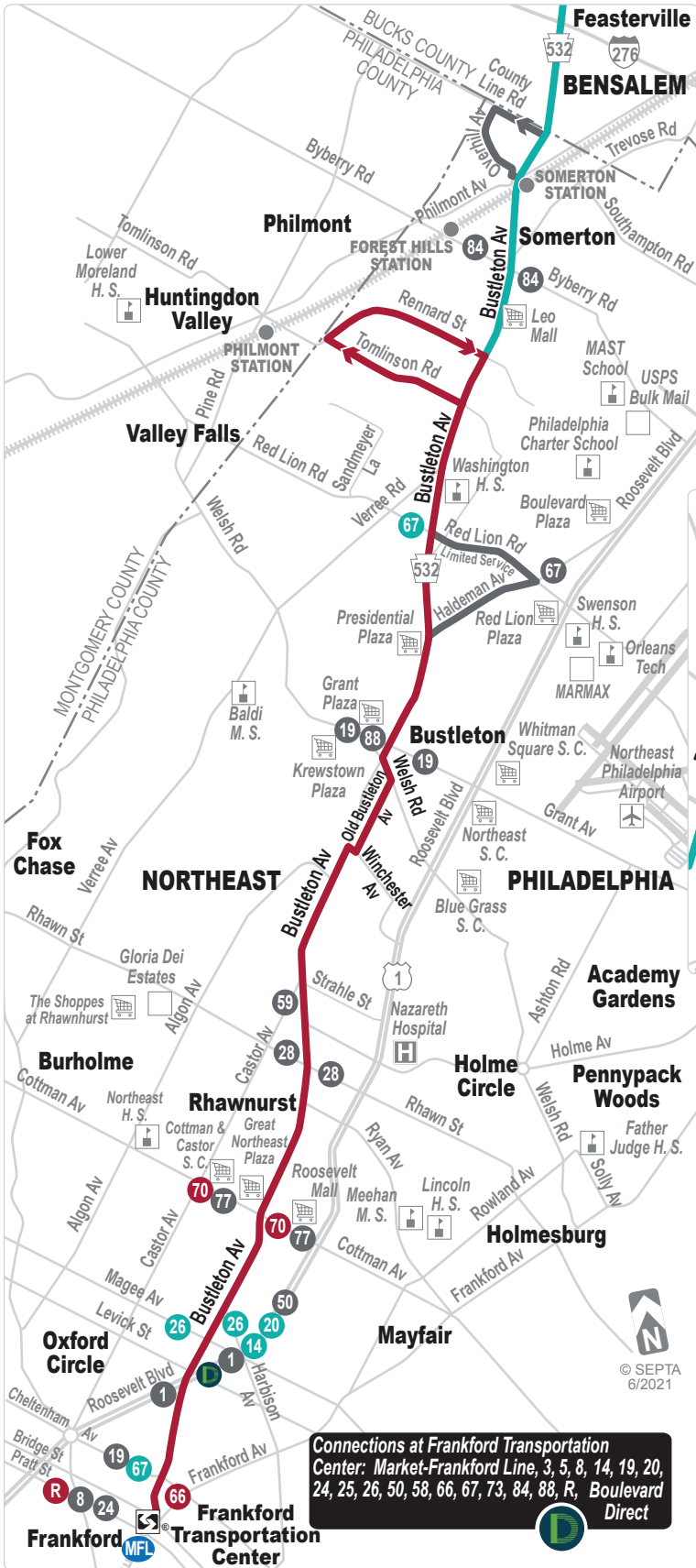
<u>WEEKDAYS</u>	<u>EXP</u>	<u>SATURDAYS</u>	<u>SUNDAYS</u>
AM PEAK	-- 7	AM 20	AM 25
BASE	-- 12	BASE 15	BASE 20
PM PEAK	18 8	PM 15	PM 20
EARLY EVENING	-- 15	EARLY EVENING 30	EARLY EVENING 30
LATE NIGHT	-- 45	LATE NIGHT 45	LATE NIGHT 45
OWL	-- --	OWL --	OWL --
TOTAL TRIPS	198	TOTAL TRIPS 129	TOTAL TRIPS 98
SERVICE SPAN	5:00A - 3:00A	5:00A - 3:00A	6:00A - 3:00A

OPERATING STATISTICS

		<u>RANK</u>
ONE WAY ROUTE MILES (AVG.)	14.9	
DAILY AVERAGE (WK) RIDERSHIP	3,046	31ST
VEHICLE HOURS (ANNUAL)	66,364	
VEHICLE MILES (ANNUAL)	741,283	
PEAK VEHICLES	16	
FULLY ALLOCATED EXPENSES	\$9,827,695	
PASSENGER REVENUE	\$1,105,241	
OPERATING RATIO	11%	47TH
ON TIME % (SEASON)	75%	

CHARACTERISTICS

MODE	BUS
DIVISION	SURFACE - CITY
OPERATING DISTRICT(S)	COMLY
COUNTY(S) SERVED	PHILADELPHIA, BUCKS
VEHICLE SIZE	40'



59

Castor-Bustleton to Arrott Transportation Center



SEPTA

Serving
Northeast
Philadelphia

SERVICE LEVELS (FREQUENCY IN MINUTES)

WEEKDAYS

AM PEAK	10
BASE	20
PM PEAK	10
EARLY EVENING	30
LATE NIGHT	60
OWL	--
TOTAL TRIPS	146

SATURDAYS

AM	30
BASE	20
PM	20
EARLY EVENING	35
LATE NIGHT	60
OWL	--
TOTAL TRIPS	94

SUNDAYS

AM	30
BASE	30
PM	30
EARLY EVENING	35
LATE NIGHT	60
OWL	--
TOTAL TRIPS	76

SERVICE
SPAN

4:00A - 2:00A

4:00A - 2:00A

4:00A - 2:00A

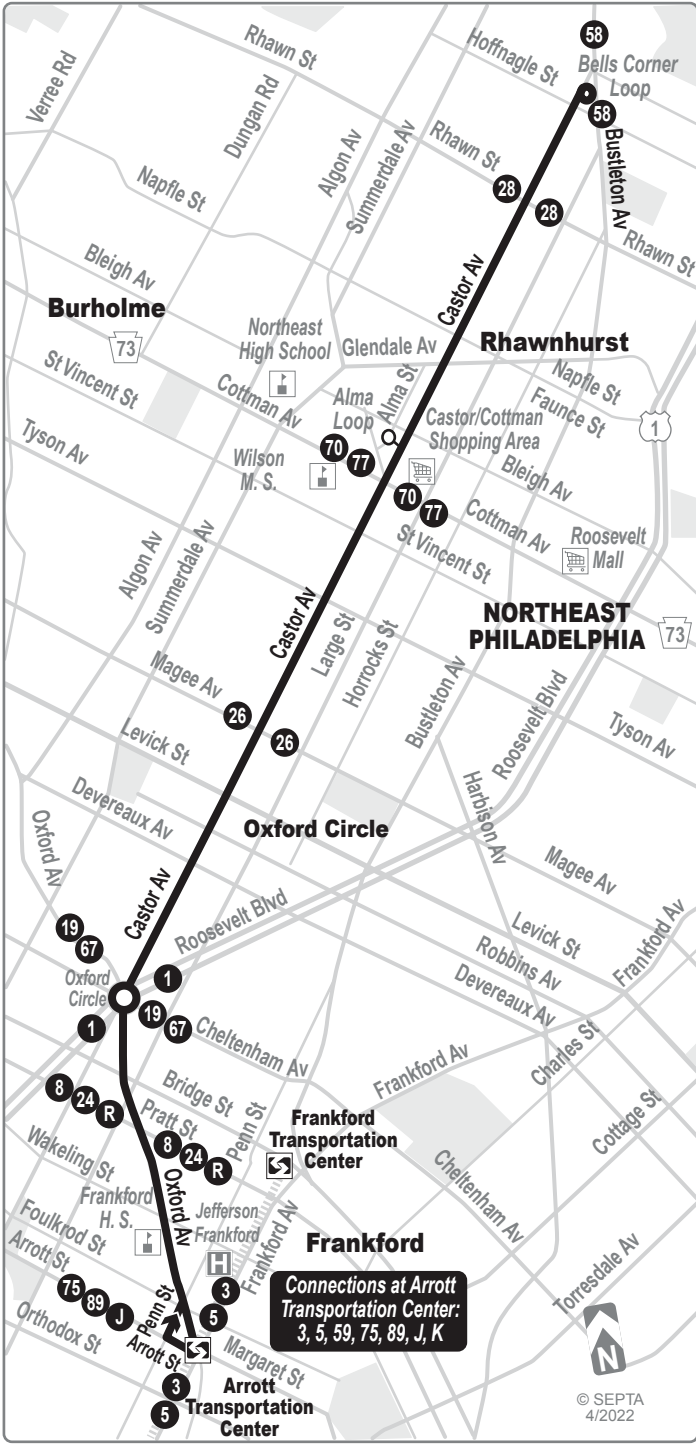
OPERATING STATISTICS

ONE WAY ROUTE MILES (AVG.)	4.1	<u>RANK</u>
DAILY AVERAGE (WK) RIDERSHIP	1,812	50TH
VEHICLE HOURS (ANNUAL)	21,858	
VEHICLE MILES (ANNUAL)	183,604	
PEAK VEHICLES	7	
FULLY ALLOCATED EXPENSES	\$3,463,339	
PASSENGER REVENUE	\$634,146	
OPERATING RATIO	18%	8TH
ON TIME % (SEASON)	92%	

CHARACTERISTICS

MODE
DIVISION
OPERATING DISTRICT(S)
COUNTY(S) SERVED
VEHICLE SIZE

TRACKLESS TROLLEY
SURFACE - CITY
FRANKFORD
PHILADELPHIA
40'



60

35th-Allegheny to Richmond- Westmoreland



SEPTA

Serving
East Falls and
Port Richmond

SERVICE LEVELS (FREQUENCY IN MINUTES)

WEEKDAYS

AM PEAK	10
BASE	15
PM PEAK	10
EARLY EVENING	15
LATE NIGHT	30
OWL	30
TOTAL TRIPS	198

SATURDAYS

AM	25
BASE	15
PM	20
EARLY EVENING	25
LATE NIGHT	30
OWL	30
TOTAL TRIPS	128

SUNDAYS

AM	30
BASE	20
PM	20
EARLY EVENING	30
LATE NIGHT	30
OWL	30
TOTAL TRIPS	116

SERVICE SPAN **24 HOURS**

24 HOURS

24 HOURS

OPERATING STATISTICS

ONE WAY ROUTE MILES (AVG.)	5.3	RANK
DAILY AVERAGE (WK) RIDERSHIP	4,638	11TH
VEHICLE HOURS (ANNUAL)	47,823	
VEHICLE MILES (ANNUAL)	358,670	
PEAK VEHICLES	11	
FULLY ALLOCATED EXPENSES	\$6,508,807	
PASSENGER REVENUE	\$1,386,139	
OPERATING RATIO	21%	1ST
ON TIME % (SEASON)	77%	

CHARACTERISTICS

MODE
DIVISION
OPERATING DISTRICT(S)
COUNTY(S) SERVED
VEHICLE SIZE

BUS
SURFACE - CITY
ALLEGHENY
PHILADELPHIA
60'



61

9th-Market to Manayunk



SEPTA

Serving
Center City and
North Philadelphia

SERVICE LEVELS (FREQUENCY IN MINUTES)

WEEKDAYS

AM PEAK	10
BASE	25
PM PEAK	10
EARLY EVENING	30
LATE NIGHT	30
OWL	--
TOTAL TRIPS	124

SATURDAYS

AM	30
BASE	25
PM	25
EARLY EVENING	30
LATE NIGHT	35
OWL	--
TOTAL TRIPS	90

SUNDAYS

AM	30
BASE	30
PM	30
EARLY EVENING	30
LATE NIGHT	35
OWL	--
TOTAL TRIPS	82

SERVICE
SPAN

5:00A - 2:00A

5:00A - 2:00A

5:30A - 2:00A

OPERATING STATISTICS

ONE WAY ROUTE MILES (AVG.)	8.3	<u>RANK</u>
DAILY AVERAGE (WK) RIDERSHIP	1,790	52ND
VEHICLE HOURS (ANNUAL)	41,190	
VEHICLE MILES (ANNUAL)	369,473	
PEAK VEHICLES	10	
FULLY ALLOCATED EXPENSES	\$5,882,824	
PASSENGER REVENUE	666,383	
OPERATING RATIO	11%	46TH
ON TIME % (SEASON)	71%	

CHARACTERISTICS

MODE
DIVISION
OPERATING DISTRICT(S)
COUNTY(S) SERVED
VEHICLE SIZE

BUS
SURFACE - CITY
MIDVALE
PHILADELPHIA
40'



62

9th-Market to Andorra



SEPTA

Serving
Center City,
Manayunk and
Roxborough

SERVICE LEVELS (FREQUENCY IN MINUTES)

WEEKDAYS

AM PEAK	4 TRIPS
BASE	--
PM PEAK	4 TRIPS
EARLY EVENING	--
LATE NIGHT	--
OWL	--
TOTAL TRIPS	8

SATURDAYS

AM	--
BASE	--
PM	--
EARLY EVENING	--
LATE NIGHT	--
OWL	--
TOTAL TRIPS	--

SUNDAYS

AM	--
BASE	--
PM	--
EARLY EVENING	--
LATE NIGHT	--
OWL	--
TOTAL TRIPS	--

SERVICE SPAN 6:00A - 6:30P

NO SERVICE

NO SERVICE

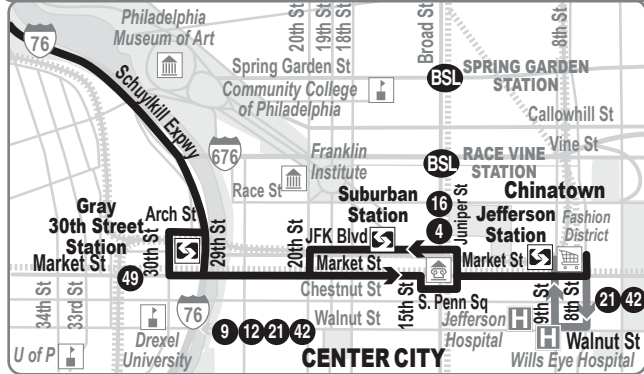
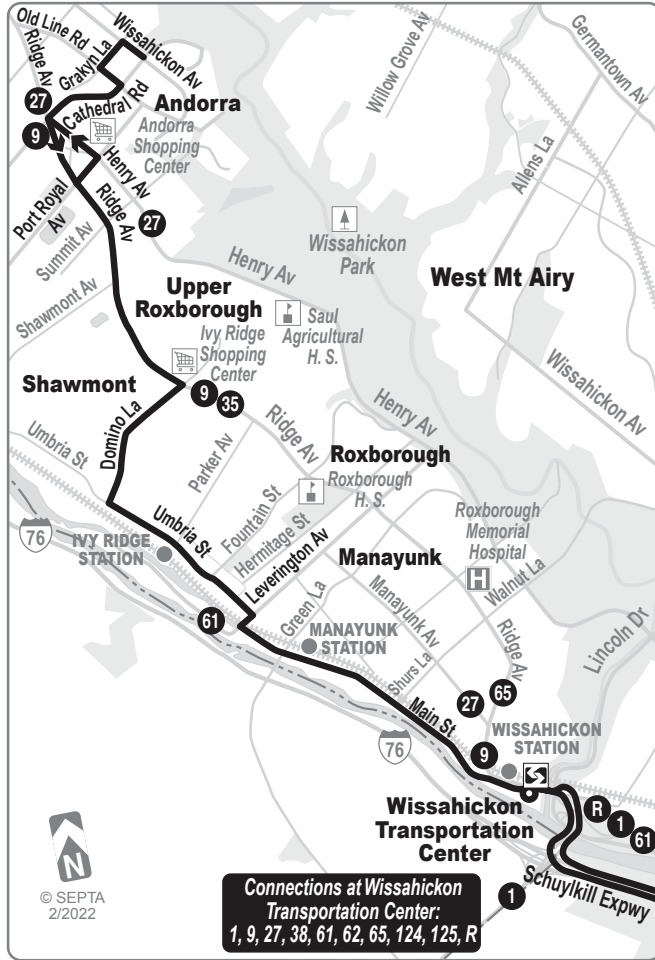
OPERATING STATISTICS

ONE WAY ROUTE MILES (AVG.)	13.2	<u>RANK</u>
DAILY AVERAGE (WK) RIDERSHIP	45	88TH
VEHICLE HOURS (ANNUAL)	3,569	
VEHICLE MILES (ANNUAL)	28,305	
PEAK VEHICLES	3	
FULLY ALLOCATED EXPENSES	\$991,965	
PASSENGER REVENUE	\$13,393	
OPERATING RATIO	1%	89TH
ON TIME % (SEASON)	72%	

CHARACTERISTICS

MODE
DIVISION
OPERATING DISTRICT(S)
COUNTY(S) SERVED
VEHICLE SIZE

BUS
SURFACE - CITY
MIDVALE
PHILADELPHIA
40'



64

50th-Parkside to Pier 70



SEPTA

Serving
South and West
Philadelphia

SERVICE LEVELS (FREQUENCY IN MINUTES)

WEEKDAYS

AM PEAK	12
BASE	20
PM PEAK	15
EARLY EVENING	20
LATE NIGHT	45
OWL	--
TOTAL TRIPS	121

SATURDAYS

AM	30
BASE	30
PM	30
EARLY EVENING	30
LATE NIGHT	45
OWL	--
TOTAL TRIPS	72

SUNDAYS

AM	30
BASE	30
PM	30
EARLY EVENING	30
LATE NIGHT	--
OWL	--
TOTAL TRIPS	67

SERVICE
SPAN

6:00A - 12:30A

6:00A - 1:00A

6:00A - 11:00P

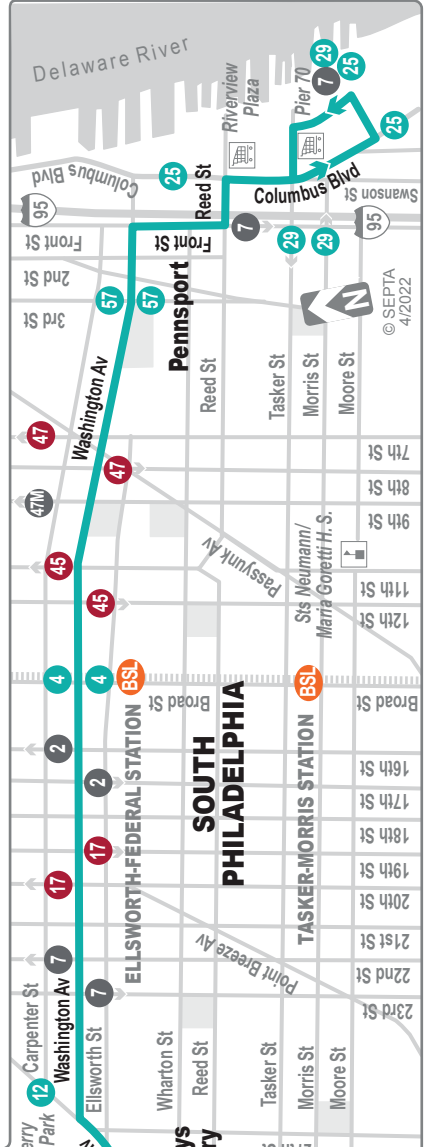
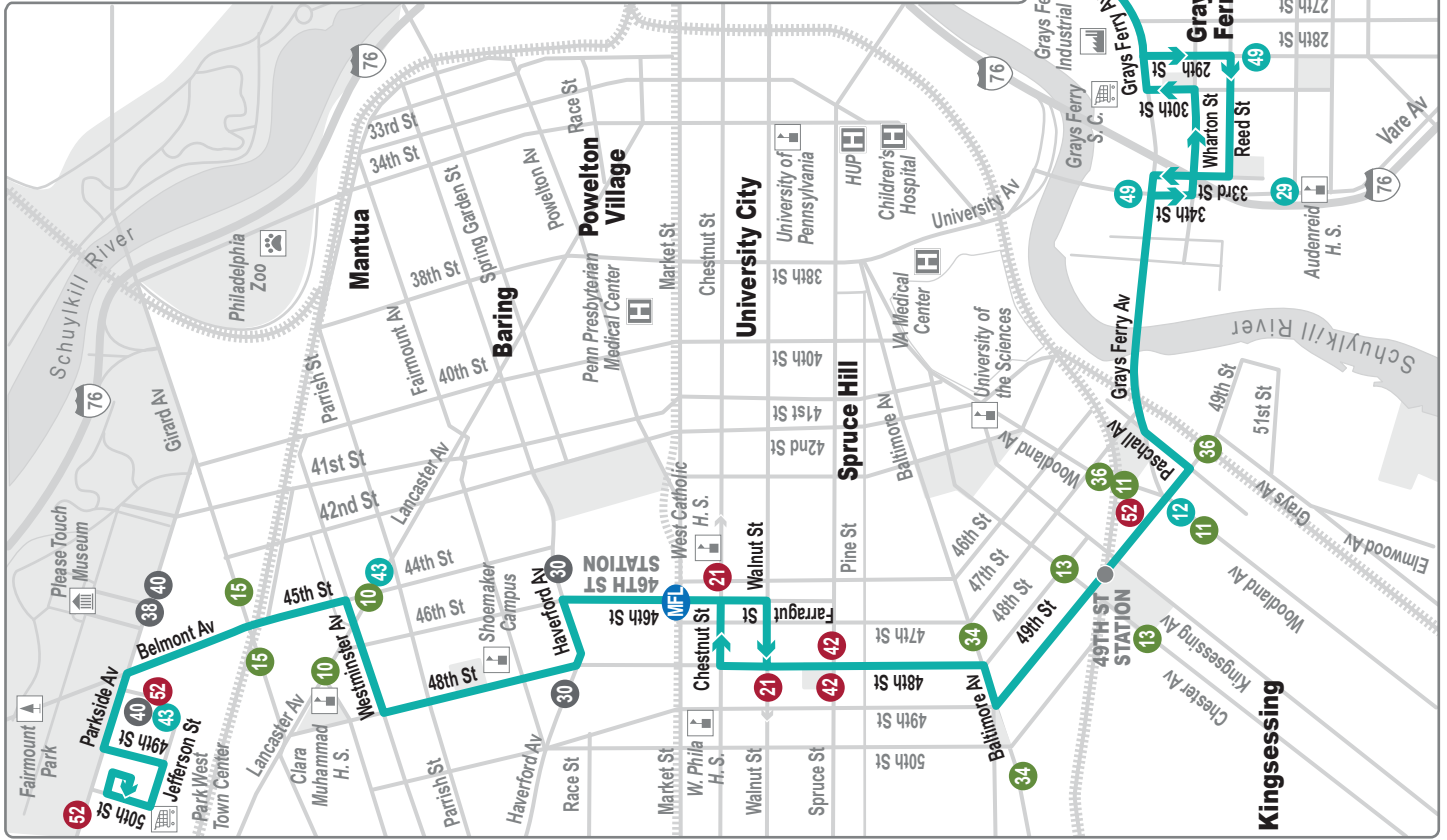
OPERATING STATISTICS

ONE WAY ROUTE MILES (AVG.)	9.0	<u>RANK</u>
DAILY AVERAGE (WK) RIDERSHIP	2,308	40TH
VEHICLE HOURS (ANNUAL)	44,073	
VEHICLE MILES (ANNUAL)	396,220	
PEAK VEHICLES	12	
FULLY ALLOCATED EXPENSES	\$6,596,516	
PASSENGER REVENUE	\$864,161	
OPERATING RATIO	13%	36TH
ON TIME % (SEASON)	74%	

CHARACTERISTICS

MODE
DIVISION
OPERATING DISTRICT(S)
COUNTY(S) SERVED
VEHICLE SIZE

BUS
SURFACE - CITY
SOUTHERN
PHILADELPHIA
40'



© SEPTA
4/2022

65

Germantown-Cheltenham to 69th Street Transportation Center



SEPTA

Serving Bala and Overbrook

SERVICE LEVELS (FREQUENCY IN MINUTES)

WEEKDAYS

AM PEAK	8
BASE	18
PM PEAK	9
EARLY EVENING	20
LATE NIGHT	30
OWL	--
TOTAL TRIPS	183

SATURDAYS

AM	20
BASE	15
PM	20
EARLY EVENING	20
LATE NIGHT	30
OWL	--
TOTAL TRIPS	117

SUNDAYS

AM	25
BASE	20
PM	25
EARLY EVENING	30
LATE NIGHT	30
OWL	--
TOTAL TRIPS	95

SERVICE SPAN

4:30A - 2:00A

5:00A - 1:30A

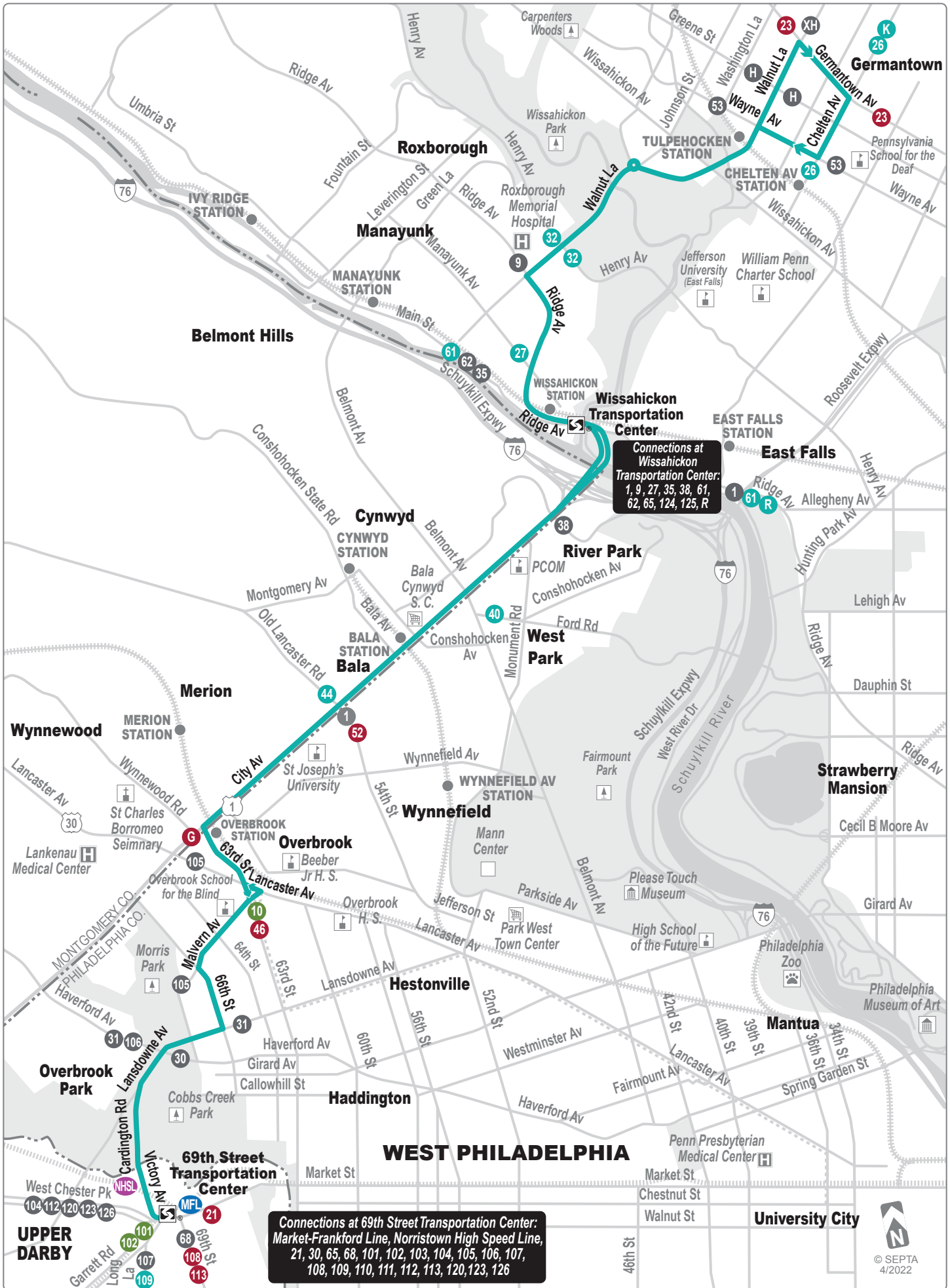
5:00A - 1:30A

OPERATING STATISTICS

ONE WAY ROUTE MILES (AVG.)	9.4	RANK
DAILY AVERAGE (WK) RIDERSHIP	3,418	28TH
VEHICLE HOURS (ANNUAL)	51,741	
VEHICLE MILES (ANNUAL)	565,532	
PEAK VEHICLES	14	
FULLY ALLOCATED EXPENSES	\$7,981,932	
PASSENGER REVENUE	\$1,280,536	
OPERATING RATIO	16%	22ND
ON TIME % (SEASON)	76%	

CHARACTERISTICS

MODE	BUS
DIVISION	SURFACE - CITY
OPERATING DISTRICT(S)	CALLOWHILL
COUNTY(S) SERVED	PHILADELPHIA, MONTGOMERY, DELAWARE
VEHICLE SIZE	40'



Connections at Wissahickon Transportation Center:
 1, 9, 27, 35, 38, 61, 62, 65, 124, 125, R

Connections at 69th Street Transportation Center:
 Market-Frankford Line, Norristown High Speed Line,
 21, 30, 65, 68, 101, 102, 103, 104, 105, 106, 107,
 108, 109, 110, 111, 112, 113, 120, 123, 126



66

Frankford-Knights to Frankford Transportation Center



SEPTA

Serving Northeast Philadelphia

SERVICE LEVELS (FREQUENCY IN MINUTES)

WEEKDAYS

AM PEAK	12	4
BASE	--	10
PM PEAK	15	5
EARLY EVENING	--	15
LATE NIGHT	--	30
OWL	--	35
TOTAL TRIPS		308

SATURDAYS

AM	15
BASE	12
PM	12
EARLY EVENING	20
LATE NIGHT	30
OWL	35
TOTAL TRIPS	178

SUNDAYS

AM	16
BASE	16
PM	16
EARLY EVENING	25
LATE NIGHT	30
OWL	35
TOTAL TRIPS	144

SERVICE SPAN

24 HOURS

24 HOURS

24 HOURS

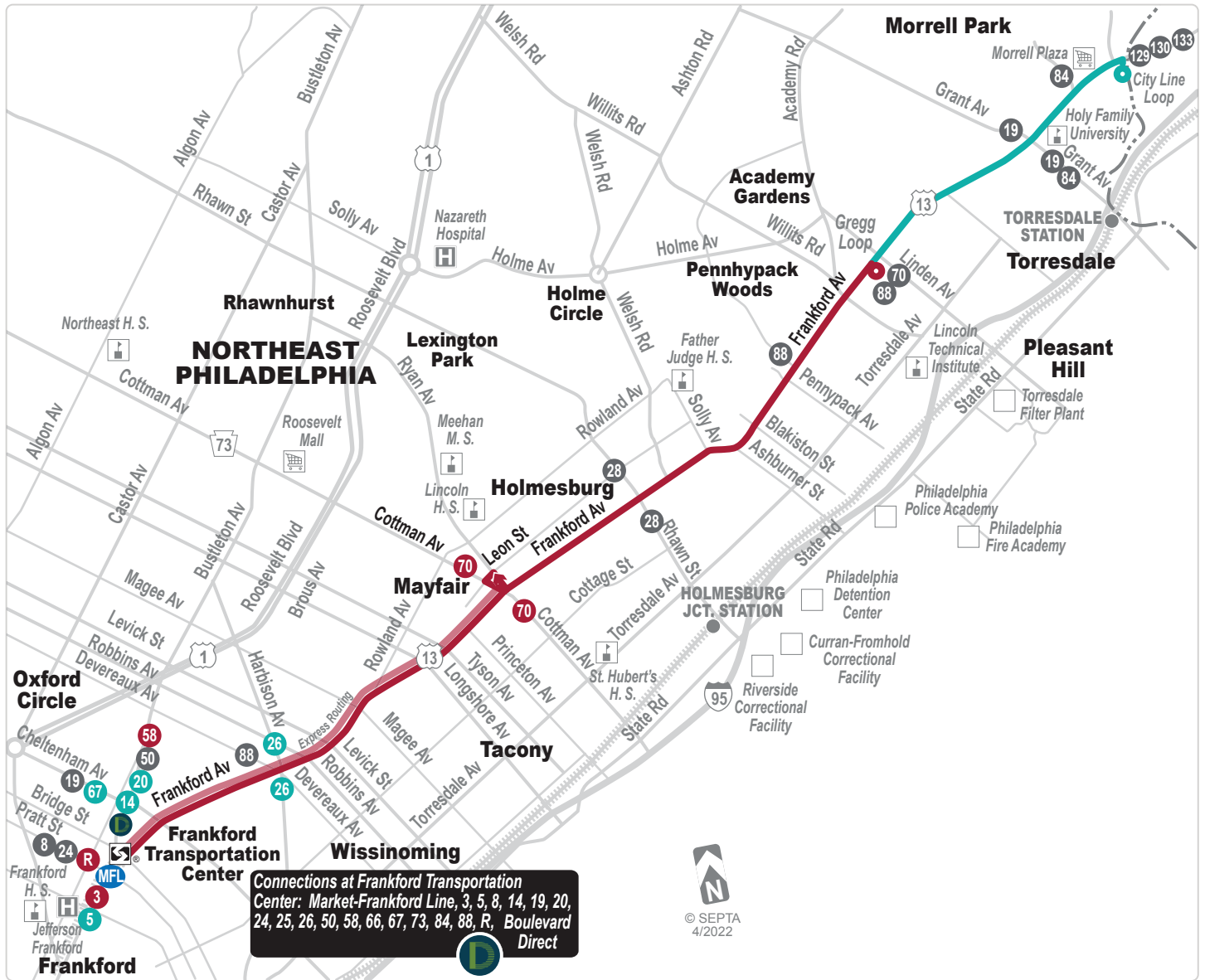
OPERATING STATISTICS

ONE WAY ROUTE MILES (AVG.)	7.1	RANK
DAILY AVERAGE (WK) RIDERSHIP	3,985	19TH
VEHICLE HOURS (ANNUAL)	57,189	
VEHICLE MILES (ANNUAL)	480,388	
PEAK VEHICLES	14	
FULLY ALLOCATED EXPENSES	\$7,997,191	
PASSENGER REVENUE	\$1,398,941	
OPERATING RATIO	18%	15TH
ON TIME % (SEASON)	83%	

CHARACTERISTICS

MODE
DIVISION
OPERATING DISTRICT(S)
COUNTY(S) SERVED
VEHICLE SIZE

TRACKLESS TROLLEY
SURFACE - CITY
FRANKFORD
PHILADELPHIA
40'



NORTHEAST PHILADELPHIA

Morrell Park

Academy Gardens

Pennypack Woods

Holme Circle

Lexington Park

Holmesburg

Mayfair

Tacony

Wissinoming

TORRESDALE STATION

Torresdale

Pleasant Hill

HOLMESBURG JCT. STATION

Oxford Circle

Frankford Transportation Center

Frankford

Connections at Frankford Transportation Center: Market-Frankford Line, 3, 5, 8, 14, 19, 20, 24, 25, 26, 50, 58, 66, 67, 73, 84, 88, R, Boulevard Direct



© SEPTA 4/2022

67

Philadelphia Mills and Bustleton to Frankford Transportation Center



SEPTA

Serving
Northeast
Philadelphia

SERVICE LEVELS (FREQUENCY IN MINUTES)

WEEKDAYS

AM PEAK	10
BASE	30
PM PEAK	13
EARLY EVENING	30
LATE NIGHT	45
OWL	--
TOTAL TRIPS	132

SATURDAYS

AM	30
BASE	30
PM	30
EARLY EVENING	30
LATE NIGHT	45
OWL	--
TOTAL TRIPS	77

SUNDAYS

AM	30
BASE	30
PM	30
EARLY EVENING	30
LATE NIGHT	45
OWL	--
TOTAL TRIPS	77

SERVICE
SPAN

4:30A - 3:00A

5:30A - 3:00A

5:30A - 3:00A

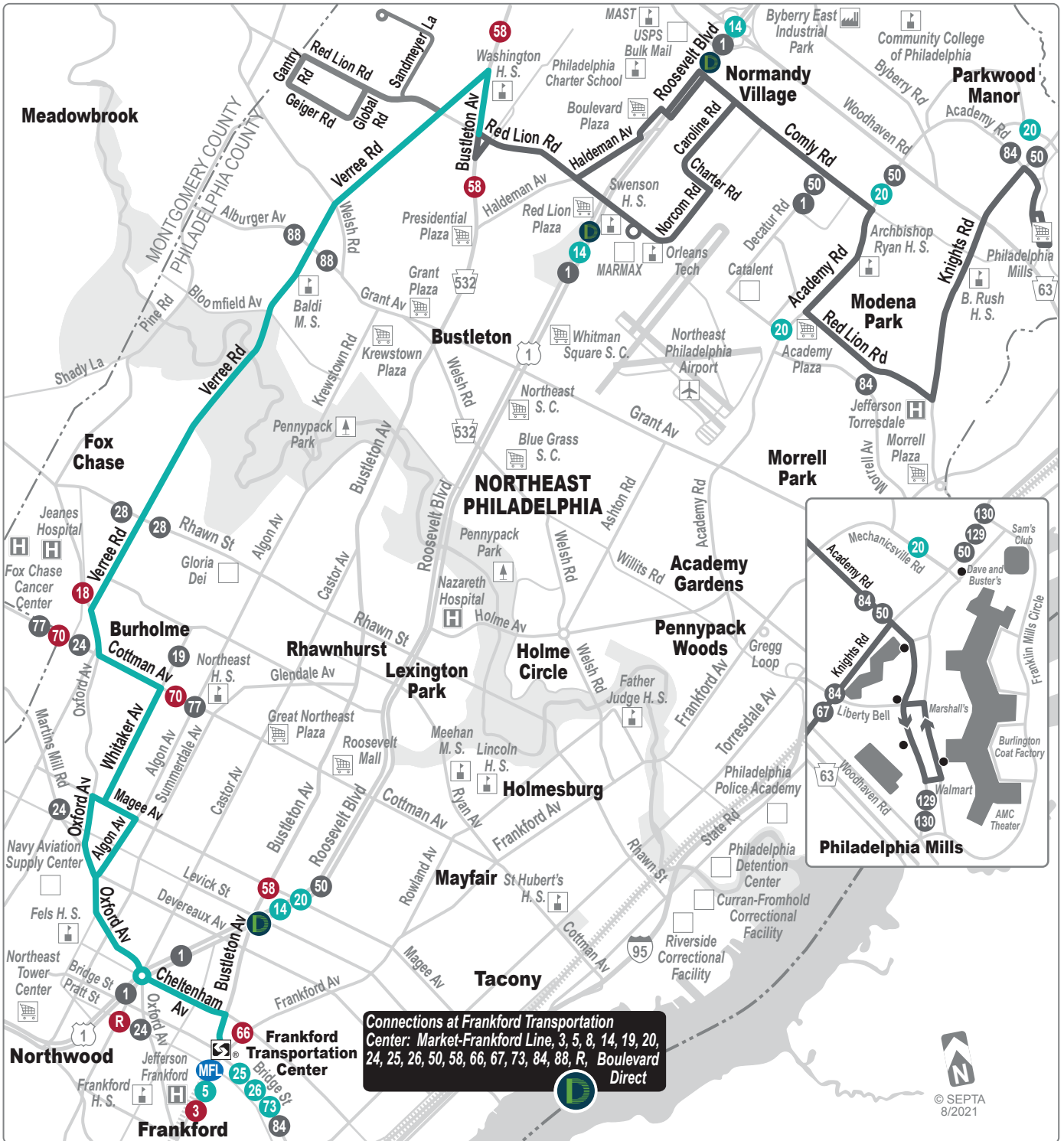
OPERATING STATISTICS

ONE WAY ROUTE MILES (AVG.)	16.3	<u>RANK</u>
DAILY AVERAGE (WK) RIDERSHIP	1,189	63RD
VEHICLE HOURS (ANNUAL)	37,590	
VEHICLE MILES (ANNUAL)	463,114	
PEAK VEHICLES	14	
FULLY ALLOCATED EXPENSES	\$6,815,743	
PASSENGER REVENUE	\$450,367	
OPERATING RATIO	7%	69TH
ON TIME % (SEASON)	83%	

CHARACTERISTICS

MODE
DIVISION
OPERATING DISTRICT(S)
COUNTY(S) SERVED
VEHICLE SIZE

BUS
SURFACE - CITY
COMLY, FRANKFORD
PHILADELPHIA
40'



68

Broad-Oregon to UPS or 69th Street Transportation Center



SEPTA

Serving
South Philadelphia,
PNC Operations,
USPS Eastwick
and Yeadon

SERVICE LEVELS (FREQUENCY IN MINUTES)

WEEKDAYS

AM PEAK	30
BASE	60
PM PEAK	30
EARLY EVENING	60
LATE NIGHT	60
OWL	8 TRIPS
TOTAL TRIPS	82

SATURDAYS

AM	70
BASE	70
PM	70
EARLY EVENING	70
LATE NIGHT	70
OWL	--
TOTAL TRIPS	34

SUNDAYS

AM	70
BASE	70
PM	70
EARLY EVENING	70
LATE NIGHT	70
OWL	--
TOTAL TRIPS	33

SERVICE SPAN

3:00A - 4:00A

3:00A - 12:00A

5:30A - 12:00A

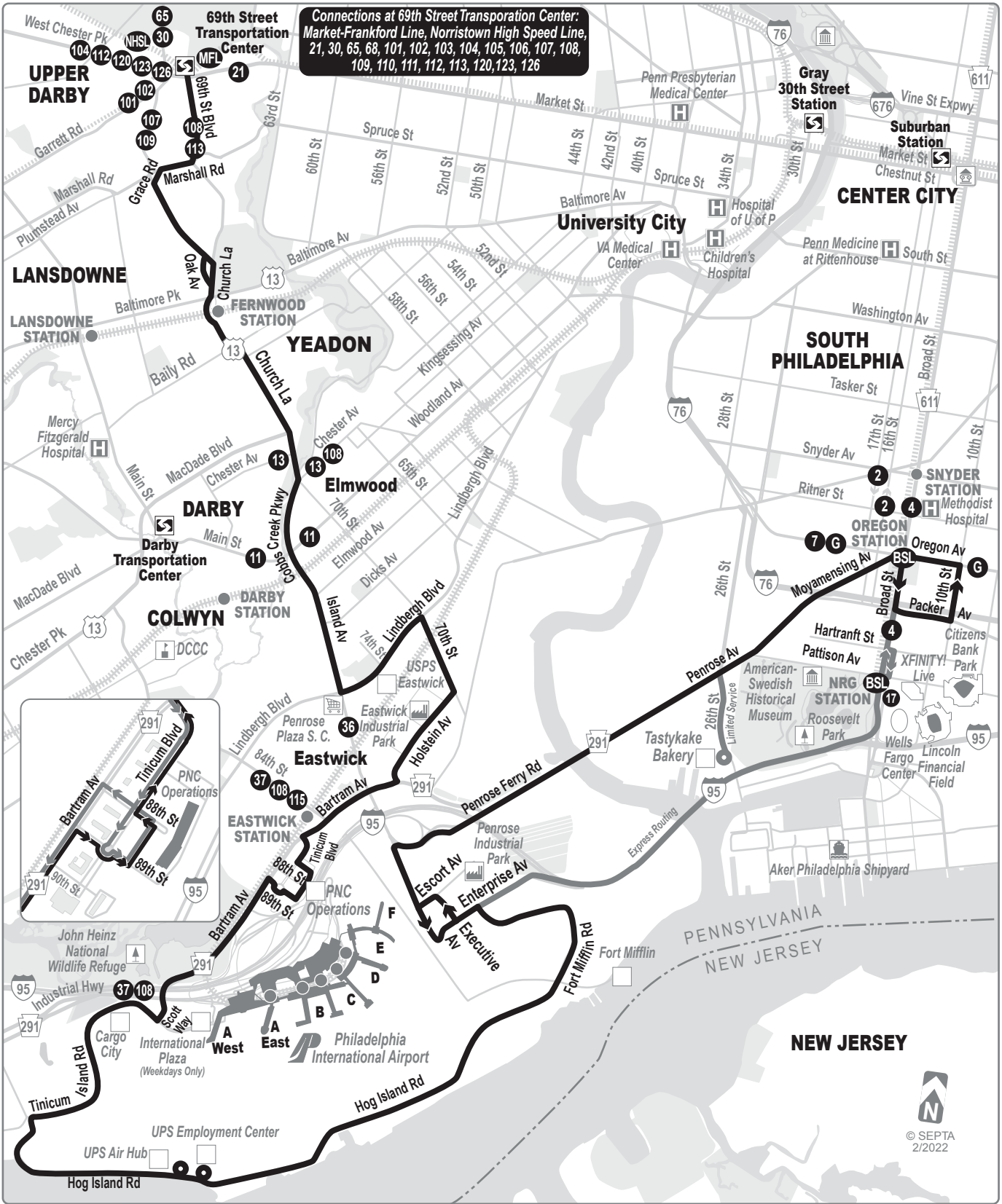
OPERATING STATISTICS

ONE WAY ROUTE MILES (AVG.)	22.4	<u>RANK</u>
DAILY AVERAGE (WK) RIDERSHIP	1,108	67TH
VEHICLE HOURS (ANNUAL)	25,924	
VEHICLE MILES (ANNUAL)	428,265	
PEAK VEHICLES	5	
FULLY ALLOCATED EXPENSES	\$3,907,323	
PASSENGER REVENUE	\$340,639	
OPERATING RATIO	9%	61ST
*ON TIME % (SEASON)	80%	

CHARACTERISTICS

MODE
DIVISION
OPERATING DISTRICT(S)
COUNTY(S) SERVED
VEHICLE SIZE

BUS
SURFACE - CITY
SOUTHERN
PHILADELPHIA, DELAWARE
40'



Connections at 69th Street Transportation Center:
 Market-Frankford Line, Norristown High Speed Line,
 21, 30, 65, 68, 101, 102, 103, 104, 105, 106, 107, 108,
 109, 110, 111, 112, 113, 120, 123, 126

UPPER DARBY

LANSDOWNE

YEADON

DARBY

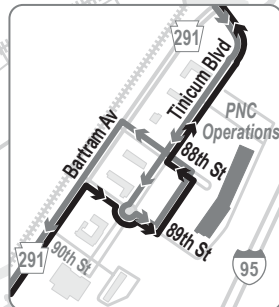
COLWYN

EASTWICK

University City

SOUTH PHILADELPHIA

CENTER CITY



70

Frankford-Gregg or Torresdale- Cottman to Fern Rock Transportation Center



SEPTA

Serving
Torresdale
and Tacony

SERVICE LEVELS (FREQUENCY IN MINUTES)

WEEKDAYS

AM PEAK	9
BASE	15
PM PEAK	10
EARLY EVENING	15
LATE NIGHT	30
OWL	--
TOTAL TRIPS	182

SATURDAYS

AM	30
BASE	18
PM	18
EARLY EVENING	20
LATE NIGHT	30
OWL	--
TOTAL TRIPS	115

SUNDAYS

AM	30
BASE	18
PM	22
EARLY EVENING	35
LATE NIGHT	35
OWL	--
TOTAL TRIPS	95

SERVICE
SPAN

5:00A - 3:00A

5:30A - 3:00A

5:30A - 3:00A

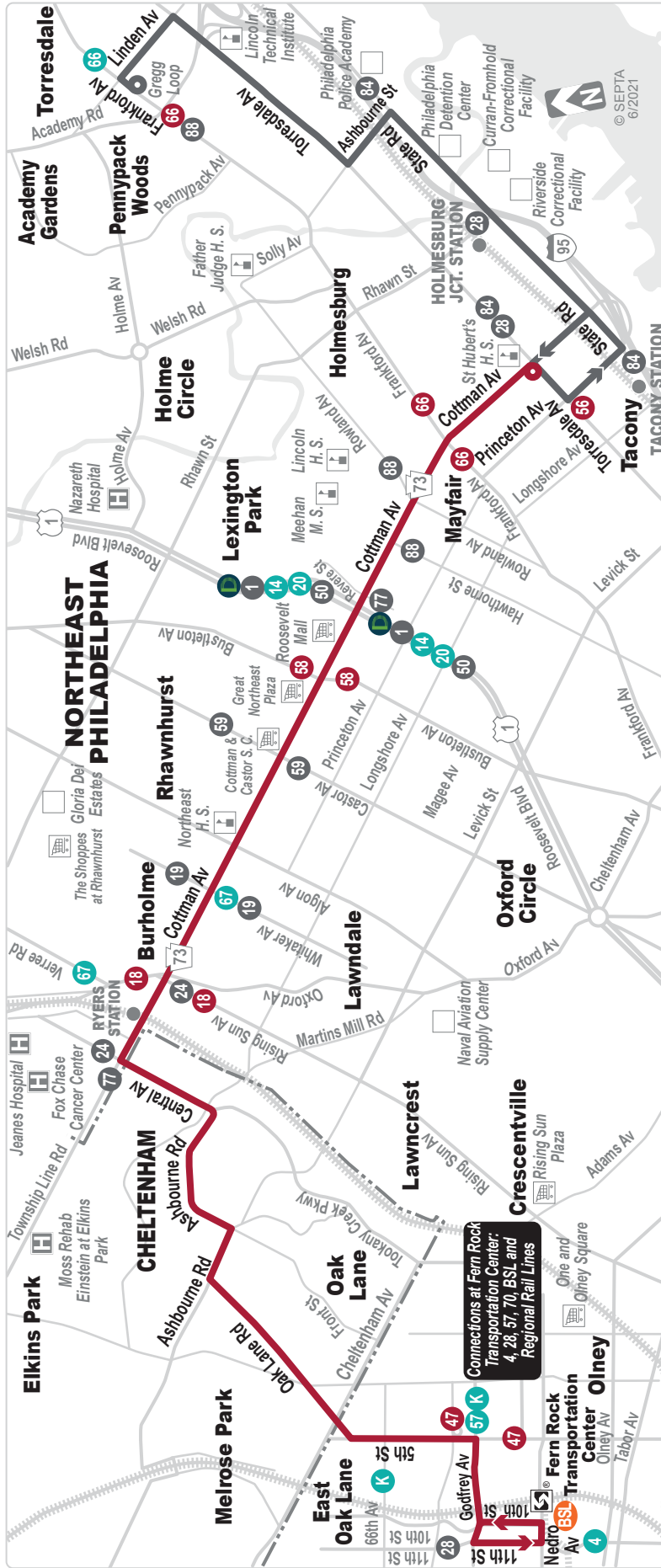
OPERATING STATISTICS

ONE WAY ROUTE MILES (AVG.)	11.6	<u>RANK</u>
DAILY AVERAGE (WK) RIDERSHIP	2,572	35TH
VEHICLE HOURS (ANNUAL)	51,253	
VEHICLE MILES (ANNUAL)	522,269	
PEAK VEHICLES	13	
FULLY ALLOCATED EXPENSES	\$7,609,113	
PASSENGER REVENUE	\$962,473	
OPERATING RATIO	13%	39TH
ON TIME % (SEASON)	83%	

CHARACTERISTICS

MODE
DIVISION
OPERATING DISTRICT(S)
COUNTY(S) SERVED
VEHICLE SIZE

BUS
SURFACE - CITY
COMLY
PHILADELPHIA, MONTGOMERY
40'



73

Richmond- Westmoreland to Frankford Transportation Center



 SEPTA

Serving
Port Richmond

SERVICE LEVELS (FREQUENCY IN MINUTES)

WEEKDAYS

AM PEAK	16
BASE	20
PM PEAK	16
EARLY EVENING	30
LATE NIGHT	40
OWL	60
TOTAL TRIPS	125

SATURDAYS

AM	30
BASE	30
PM	30
EARLY EVENING	30
LATE NIGHT	40
OWL	60
TOTAL TRIPS	86

SUNDAYS

AM	30
BASE	30
PM	30
EARLY EVENING	30
LATE NIGHT	40
OWL	60
TOTAL TRIPS	86

SERVICE SPAN **24 HOURS**

24 HOURS

24 HOURS

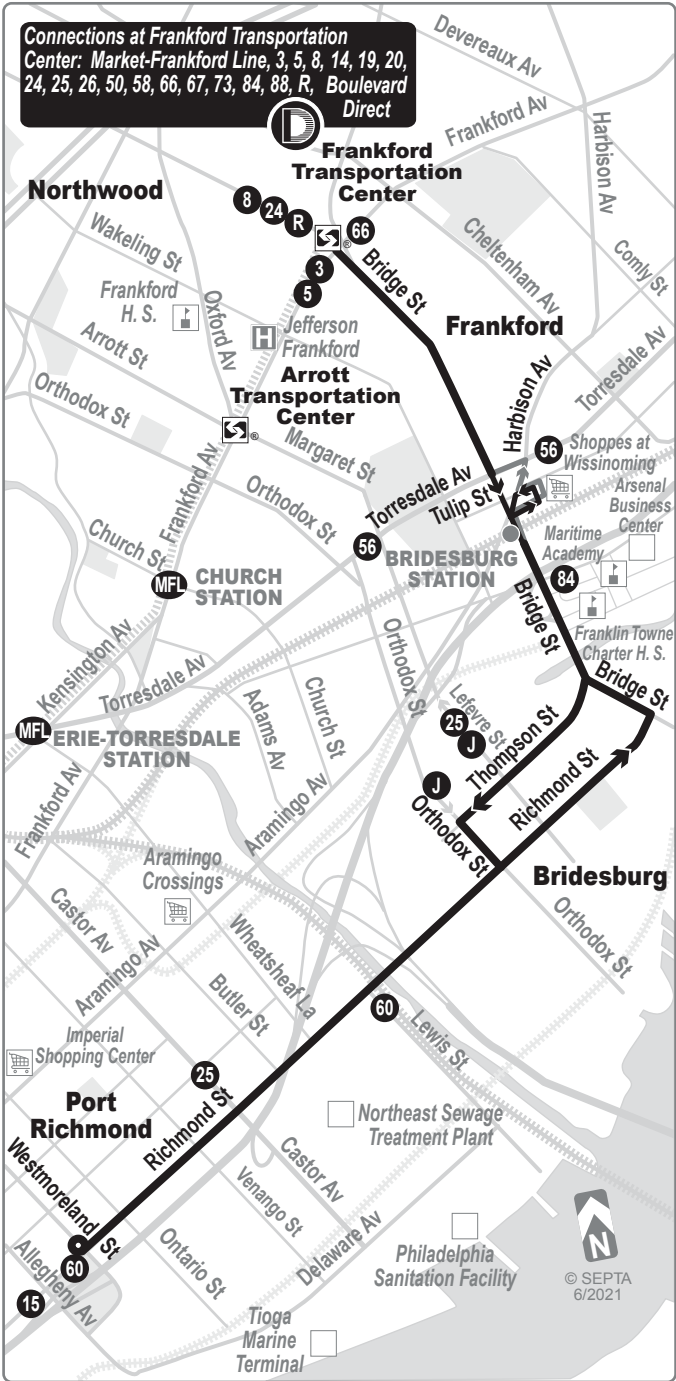
OPERATING STATISTICS

ONE WAY ROUTE MILES (AVG.)	4.5	<u>RANK</u>
DAILY AVERAGE (WK) RIDERSHIP	801	75TH
VEHICLE HOURS (ANNUAL)	21,986	
VEHICLE MILES (ANNUAL)	194,137	
PEAK VEHICLES	5	
FULLY ALLOCATED EXPENSES	\$3,054,331	
PASSENGER REVENUE	\$297,394	
OPERATING RATIO	10%	56TH
ON TIME % (SEASON)	76%	

CHARACTERISTICS

MODE
DIVISION
OPERATING DISTRICT(S)
COUNTY(S) SERVED
VEHICLE SIZE

BUS
SURFACE - CITY
FRANKFORD
PHILADELPHIA
40'



75

Wayne Junction to Arrott Transportation Center



SEPTA

Serving Nicetown

SERVICE LEVELS (FREQUENCY IN MINUTES)

WEEKDAYS

AM PEAK	15
BASE	20
PM PEAK	12
EARLY EVENING	30
LATE NIGHT	60
OWL	---
TOTAL TRIPS	116

SATURDAYS

AM	30
BASE	30
PM	30
EARLY EVENING	40
LATE NIGHT	60
OWL	--
TOTAL TRIPS	72

SUNDAYS

AM	30
BASE	30
PM	30
EARLY EVENING	40
LATE NIGHT	60
OWL	--
TOTAL TRIPS	72

SERVICE SPAN

5:00A - 2:00A

5:00A - 2:00A

5:00A - 2:00A

OPERATING STATISTICS

ONE WAY ROUTE MILES (AVG.)	4.7	<u>RANK</u>
DAILY AVERAGE (WK) RIDERSHIP	1,165	64TH
VEHICLE HOURS (ANNUAL)	20,727	
VEHICLE MILES (ANNUAL)	174,107	
PEAK VEHICLES	6	
FULLY ALLOCATED EXPENSES	\$3,126,867	
PASSENGER REVENUE	\$406,681	37TH
OPERATING RATIO	13%	
ON TIME % (SEASON)	77%	

CHARACTERISTICS

MODE
DIVISION
OPERATING DISTRICT(S)
COUNTY(S) SERVED
VEHICLE SIZE

TRACKLESS TROLLEY
SURFACE - CITY
FRANKFORD
PHILADELPHIA
40'



77

Roosevelt- St Vincent to Chestnut Hill



 SEPTA

Serving
Jenkintown

SERVICE LEVELS (FREQUENCY IN MINUTES)

WEEKDAYS

AM PEAK	60
BASE	60
PM PEAK	60
EARLY EVENING	--
LATE NIGHT	--
OWL	--
TOTAL TRIPS	26

SATURDAYS

AM	60
BASE	60
PM	60
EARLY EVENING	--
LATE NIGHT	--
OWL	--
TOTAL TRIPS	26

SUNDAYS

AM	--
BASE	60
PM	60
EARLY EVENING	--
LATE NIGHT	--
OWL	--
TOTAL TRIPS	18

SERVICE
SPAN

6:00A - 7:30P

6:30A - 7:30P

9:30A - 6:30P

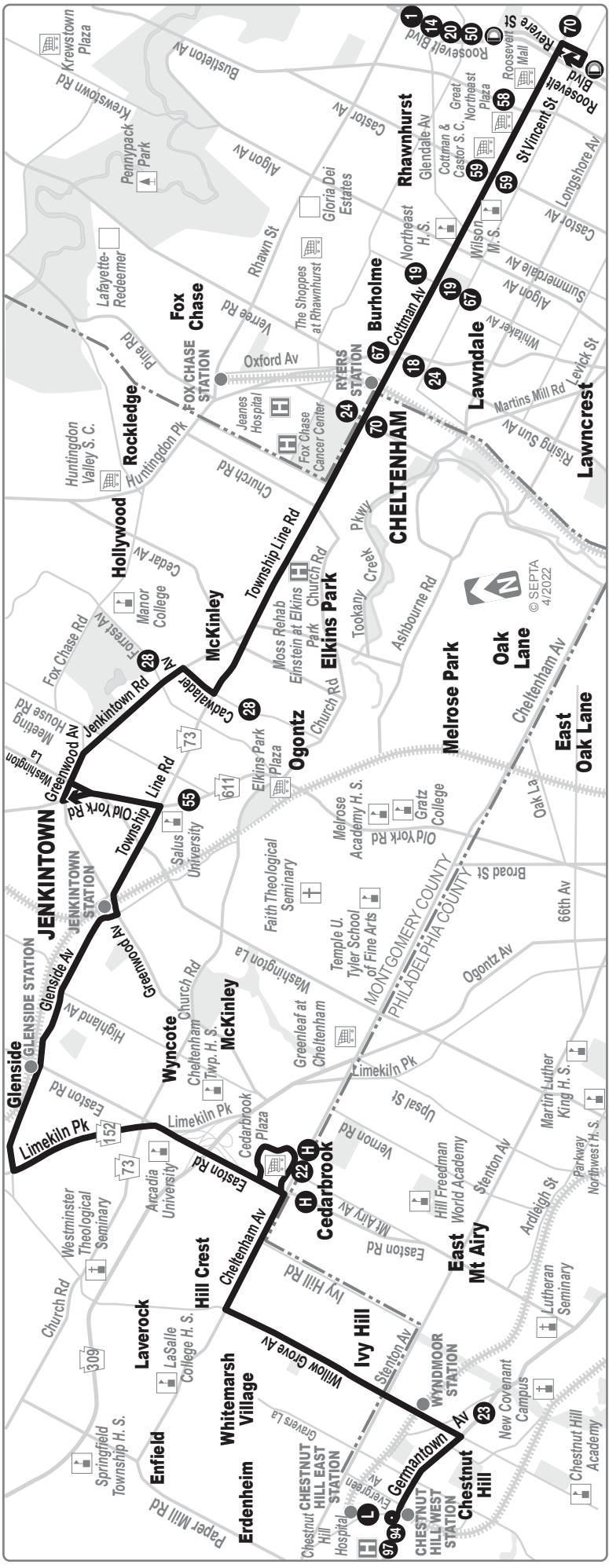
OPERATING STATISTICS

ONE WAY ROUTE MILES (AVG.)	14.2	<u>RANK</u>
DAILY AVERAGE (WK) RIDERSHIP	333	85TH
VEHICLE HOURS (ANNUAL)	14,317	
VEHICLE MILES (ANNUAL)	152,328	
PEAK VEHICLES	3	
FULLY ALLOCATED EXPENSES	\$1,996,534	
PASSENGER REVENUE	\$121,768	
OPERATING RATIO	6%	79TH
ON TIME % (SEASON)	77%	

CHARACTERISTICS

MODE
DIVISION
OPERATING DISTRICT(S)
COUNTY(S) SERVED
VEHICLE SIZE

BUS
SURFACE - CITY
MIDVALE
PHILADELPHIA, MONTGOMERY
40'



78

Express Cornwells Heights to Center City



SEPTA

SERVICE LEVELS (FREQUENCY IN MINUTES)

WEEKDAYS

AM PEAK	2 TRIPS
BASE	--
PM PEAK	--
EARLY EVENING	--
LATE NIGHT	2 TRIPS
OWL	--
TOTAL TRIPS	4

SATURDAYS

AM	--
BASE	--
PM	--
EARLY EVENING	--
LATE NIGHT	--
OWL	--
TOTAL TRIPS	--

SUNDAYS

AM	--
BASE	--
PM	--
EARLY EVENING	--
LATE NIGHT	--
OWL	--
TOTAL TRIPS	--

SERVICE SPAN 12:30A - 6:00A

NO SERVICE

NO SERVICE

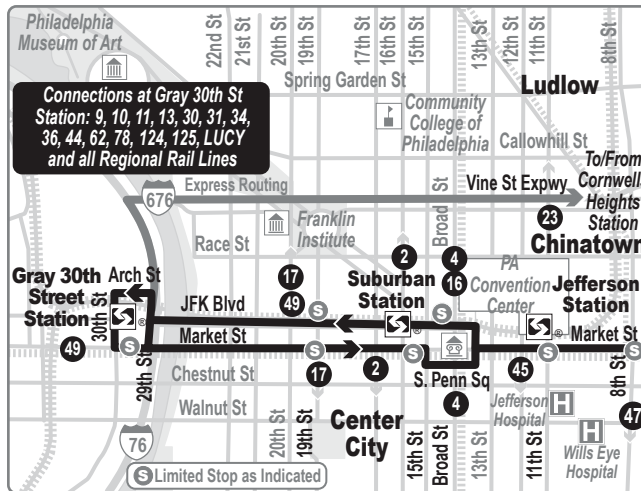
OPERATING STATISTICS

ONE WAY ROUTE MILES (AVG.)	19.0	<u>RANK</u>
DAILY AVERAGE (WK) RIDERSHIP	33	89TH
VEHICLE HOURS (ANNUAL)	1,619	
VEHICLE MILES (ANNUAL)	31,214	
PEAK VEHICLES	0	
FULLY ALLOCATED EXPENSES	\$183,528	
PASSENGER REVENUE	\$9,994	
OPERATING RATIO	5%	82ND
ON TIME % (SEASON)	78%	

CHARACTERISTICS

MODE
DIVISION
OPERATING DISTRICT(S)
COUNTY(S) SERVED
VEHICLE SIZE

BUS
SURFACE - CITY
COMLY
BUCKS, PHILADELPHIA
60'



79

Columbus Commons to 29th-Snyder



SEPTA

Serving South Philadelphia and Point Breeze

SERVICE LEVELS (FREQUENCY IN MINUTES)

WEEKDAYS

AM PEAK	10
BASE	15
PM PEAK	10
EARLY EVENING	15
LATE NIGHT	50
OWL	60
TOTAL TRIPS	165

SATURDAYS

AM	30
BASE	30
PM	25
EARLY EVENING	35
LATE NIGHT	50
OWL	60
TOTAL TRIPS	96

SUNDAYS

AM	30
BASE	30
PM	30
EARLY EVENING	30
LATE NIGHT	55
OWL	60
TOTAL TRIPS	80

SERVICE SPAN

24 HOURS

24 HOURS

24 HOURS

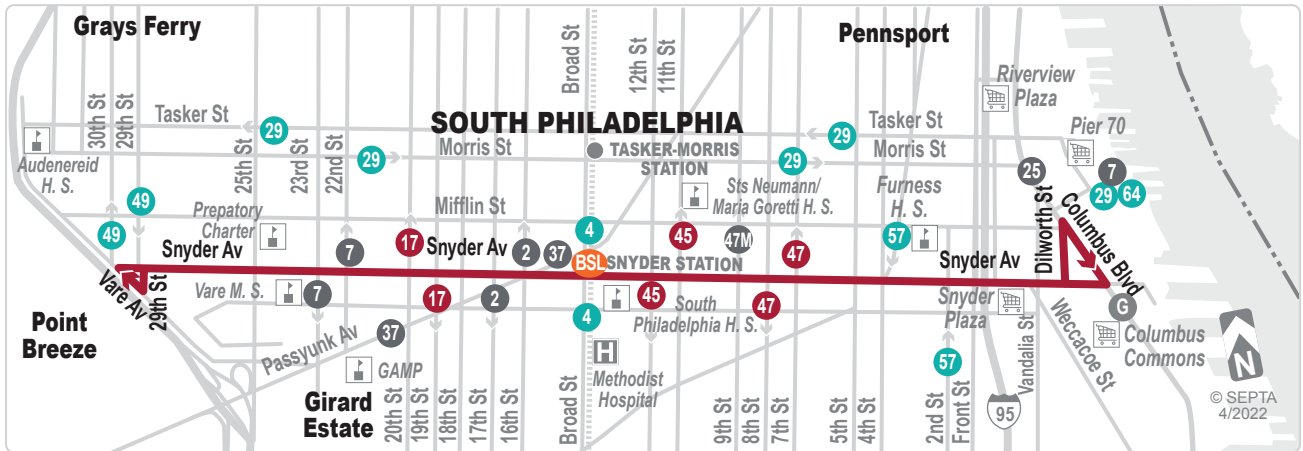
OPERATING STATISTICS

ONE WAY ROUTE MILES (AVG.)	3.0	<u>RANK</u>
DAILY AVERAGE (WK) RIDERSHIP	2,076	44TH
VEHICLE HOURS (ANNUAL)	31,315	
VEHICLE MILES (ANNUAL)	190,398	
PEAK VEHICLES	8	
FULLY ALLOCATED EXPENSES	\$4,331,489	
PASSENGER REVENUE	\$756,455	
OPERATING RATIO	18%	14TH
ON TIME % (SEASON)	93%	

CHARACTERISTICS

MODE
DIVISION
OPERATING DISTRICT(S)
COUNTY(S) SERVED
VEHICLE SIZE

BUS
SURFACE - CITY
SOUTHERN
PHILADELPHIA
40'



80

Express Horsham to Olney Transportation Center



SEPTA

SERVICE LEVELS (FREQUENCY IN MINUTES)

WEEKDAYS

AM PEAK	3 TRIPS
BASE	1 TRIP
PM PEAK	3 TRIPS
EARLY EVENING	--
LATE NIGHT	--
OWL	--
TOTAL TRIPS	7

SATURDAYS

AM	--	--
BASE	--	--
PM	--	--
EARLY EVENING	--	--
LATE NIGHT	--	--
OWL	--	--
TOTAL TRIPS	--	--

SERVICE SPAN

6:00A - 6:00P

NO SERVICE

NO SERVICE

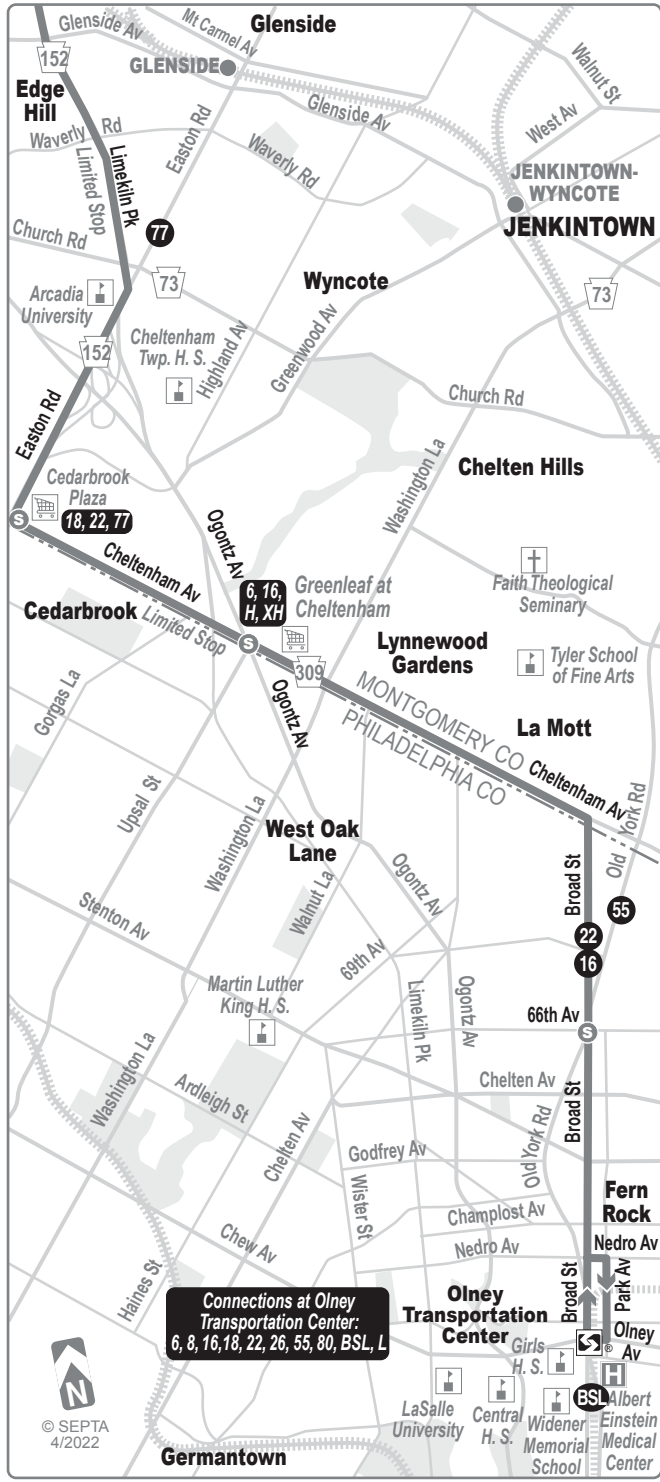
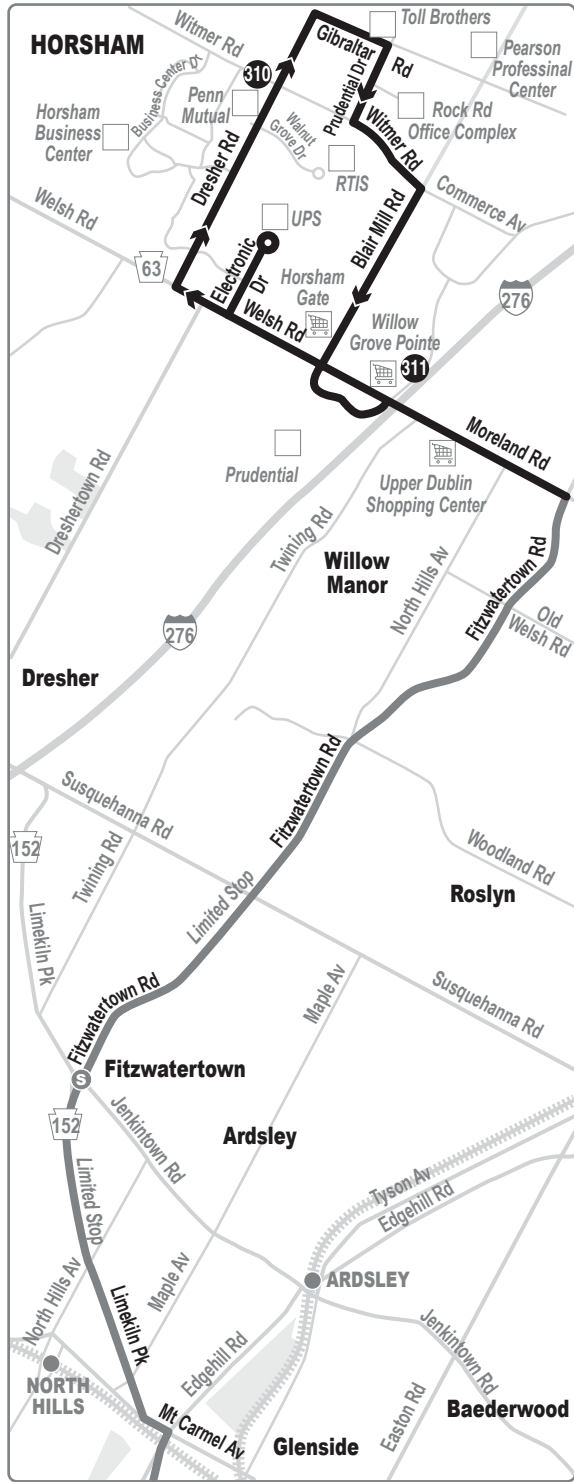
OPERATING STATISTICS

ONE WAY ROUTE MILES (AVG.)	16.1	<u>RANK</u>
DAILY AVERAGE (WK) RIDERSHIP	90	86TH
VEHICLE HOURS (ANNUAL)	3,271	
VEHICLE MILES (ANNUAL)	43,470	
PEAK VEHICLES	1	
FULLY ALLOCATED EXPENSES	\$550,935	
PASSENGER REVENUE	\$26,771	
OPERATING RATIO	5%	86TH
ON TIME % (SEASON)	72%	

CHARACTERISTICS

MODE
DIVISION
OPERATING DISTRICT(S)
COUNTY(S) SERVED
VEHICLE SIZE

BUS
SURFACE - CITY
MIDVALE
PHILADELPHIA, MONTGOMERY
60'



84

Bustleton- County Line and Philadelphia Mills to Frankford Transportation Center



SEPTA

Serving
Somerton
and Northeast
Philadelphia

SERVICE LEVELS (FREQUENCY IN MINUTES)

WEEKDAYS

AM PEAK	20
BASE	25
PM PEAK	20
EARLY EVENING	55
LATE NIGHT	60
OWL	--
TOTAL TRIPS	90

SATURDAYS

AM	60
BASE	60
PM	60
EARLY EVENING	60
LATE NIGHT	60
OWL	--
TOTAL TRIPS	38

SUNDAYS

AM	60
BASE	60
PM	60
EARLY EVENING	60
LATE NIGHT	60
OWL	--
TOTAL TRIPS	38

SERVICE
SPAN

5:00A - 1:30A

5:30A - 1:00A

5:30A - 1:00A

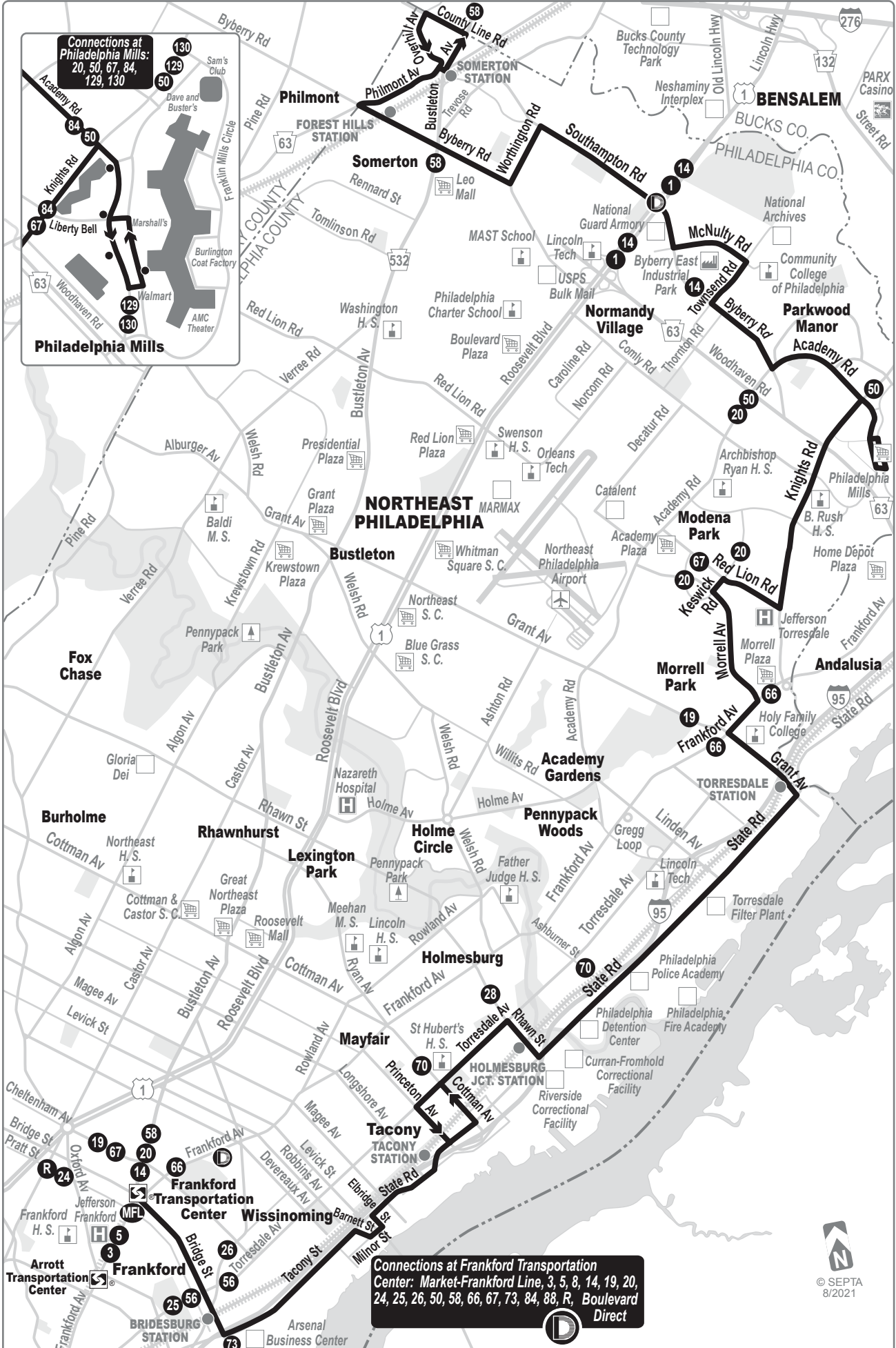
OPERATING STATISTICS

ONE WAY ROUTE MILES (AVG.)	20.0	<u>RANK</u>
DAILY AVERAGE (WK) RIDERSHIP	1,203	62ND
VEHICLE HOURS (ANNUAL)	35,226	
VEHICLE MILES (ANNUAL)	429,407	
PEAK VEHICLES	10	
FULLY ALLOCATED EXPENSES	\$5,656,291	
PASSENGER REVENUE	\$424,688	
OPERATING RATIO	8%	74TH
ON TIME % (SEASON)	76%	

CHARACTERISTICS

MODE
DIVISION
OPERATING DISTRICT(S)
COUNTY(S) SERVED
VEHICLE SIZE

BUS
SURFACE - CITY
COMLY
PHILADELPHIA, BUCKS
40'



Connections at Philadelphia Mills:
 20, 50, 67, 84, 129, 130

Philadelphia Mills

Connections at Frankford Transportation Center:
 Market-Frankford Line, 3, 5, 8, 14, 19, 20, 24, 25, 26, 50, 58, 66, 67, 73, 84, 88, R, Boulevard Direct

88

Bethayres and Holme- Pennypack to Frankford Transportation Center



SEPTA

Serving
Pennypack Woods

SERVICE LEVELS (FREQUENCY IN MINUTES)

WEEKDAYS

AM PEAK	15
BASE	30
PM PEAK	15
EARLY EVENING	50
LATE NIGHT	--
OWL	--
TOTAL TRIPS	79

SATURDAYS

AM	30
BASE	30
PM	35
EARLY EVENING	50
LATE NIGHT	--
OWL	--
TOTAL TRIPS	60

SUNDAYS

AM	60
BASE	30
PM	30
EARLY EVENING	50
LATE NIGHT	--
OWL	--
TOTAL TRIPS	50

SERVICE SPAN

5:00A - 10:30P

5:30A - 10:30P

6:30A - 10:30P

OPERATING STATISTICS

ONE WAY ROUTE MILES (AVG.)	12.4
DAILY AVERAGE (WK) RIDERSHIP	774
VEHICLE HOURS (ANNUAL)	28,389
VEHICLE MILES (ANNUAL)	264,304
PEAK VEHICLES	9
FULLY ALLOCATED EXPENSES	\$4,565,213
PASSENGER REVENUE	\$174,452
OPERATING RATIO	4%
ON TIME % (SEASON)	88%

RANK

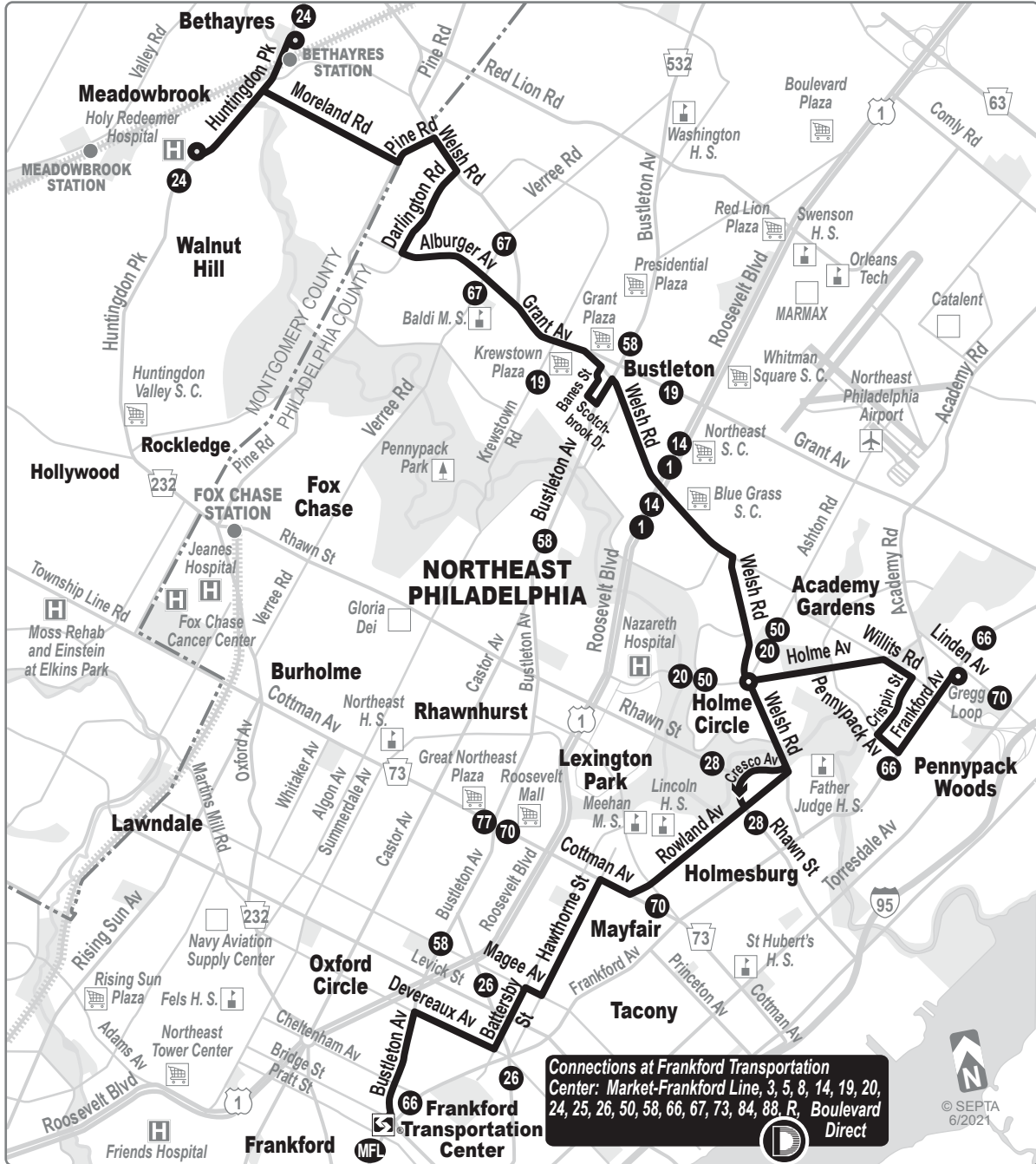
81ST

88TH

CHARACTERISTICS

MODE
DIVISION
OPERATING DISTRICT(S)
COUNTY(S) SERVED
VEHICLE SIZE

BUS
SURFACE - CITY
COMLY, FRANKFORD
PHILADELPHIA, MONTGOMERY
40'



89

Front-Dauphin to Arrott Transportation Center



SEPTA

Serving
Kensington

SERVICE LEVELS (FREQUENCY IN MINUTES)

WEEKDAYS

AM PEAK	20
BASE	30
PM PEAK	20
EARLY EVENING	55
LATE NIGHT	60
OWL	--
TOTAL TRIPS	76

SATURDAYS

AM	60
BASE	60
PM	60
EARLY EVENING	60
LATE NIGHT	60
OWL	--
TOTAL TRIPS	36

SUNDAYS

AM	60
BASE	60
PM	60
EARLY EVENING	60
LATE NIGHT	60
OWL	--
TOTAL TRIPS	36

SERVICE
SPAN

5:30A - 1:30A

6:30A - 1:30A

6:30A - 1:30A

OPERATING STATISTICS

ONE WAY ROUTE MILES (AVG.)	10.2
DAILY AVERAGE (WK) RIDERSHIP	480
VEHICLE HOURS (ANNUAL)	27,088
VEHICLE MILES (ANNUAL)	268,717
PEAK VEHICLES	7
FULLY ALLOCATED EXPENSES	\$4,032,549
PASSENGER REVENUE	\$272,193
OPERATING RATIO	7%
ON TIME % (SEASON)	65%

RANK

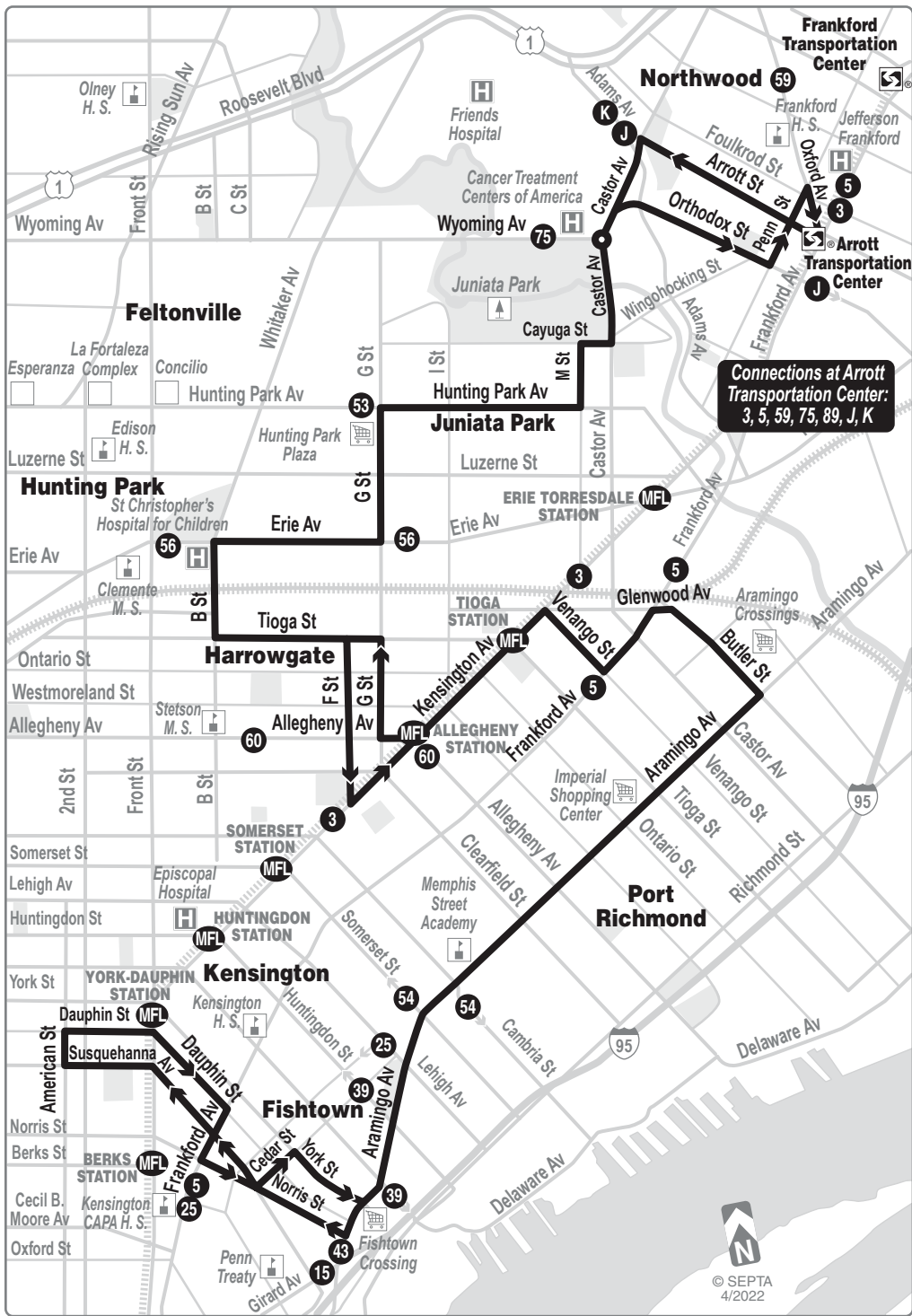
76TH

77TH

CHARACTERISTICS

MODE
DIVISION
OPERATING DISTRICT(S)
COUNTY(S) SERVED
VEHICLE SIZE

BUS
SURFACE - CITY
MIDVALE
PHILADELPHIA
40'



Connections at Arrott Transportation Center:
 3, 5, 59, 75, 89, J, K

© SEPTA
 4/2022



**SEPTA
400 SERIES
SPRING 2022**

406

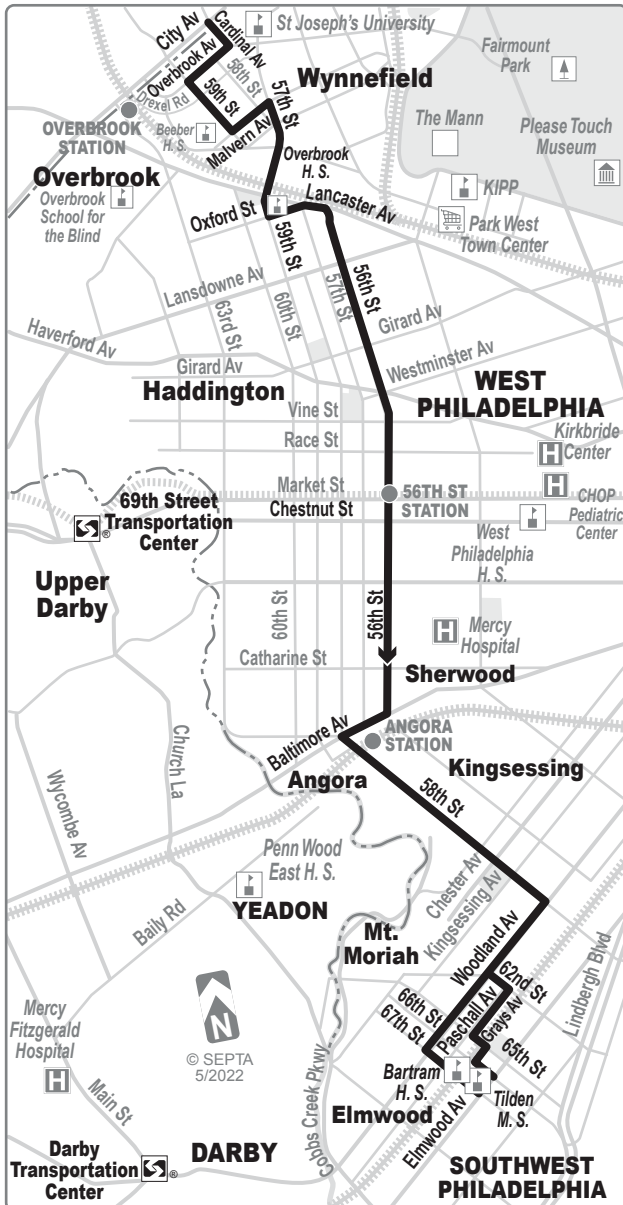
West Philadelphia to 67th St and Elmwood Av

Effective August 31, 2021



SEPTA

Service operates
ONLY when school
is in session.



MONDAYS THROUGH FRIDAYS EXCEPT CERTAIN HOLIDAYS						
Cardinal Av South of City Av	59th St and Columbia Av	56th and Vine Sts	56th and Christian Sts	58th St and Woodland Av	62nd St and Woodland Av	67th St and Elmwood Av
AM SERVICE						
6.32	6.39	6.48	6.58	7.09	7.11	7.15

Subject To Change

409

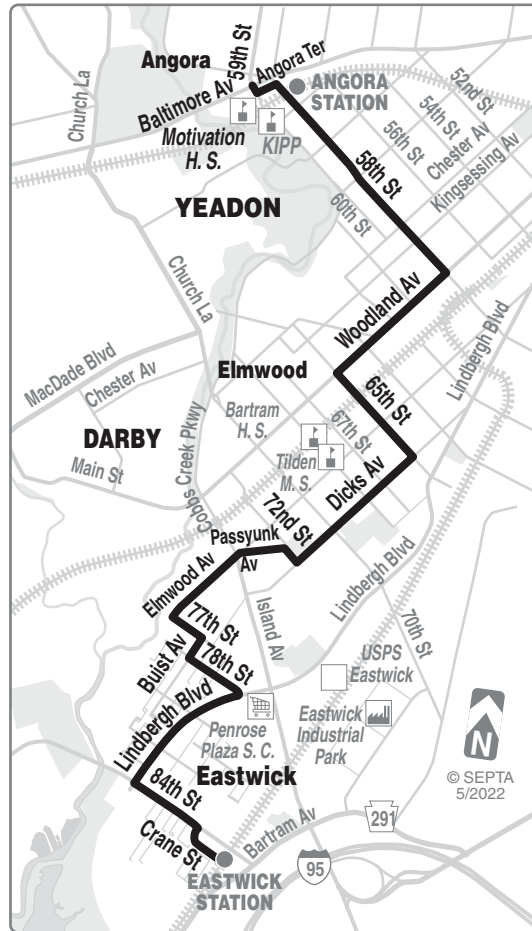
59th St and Baltimore Av to 84th and Crane Sts

Effective August 31, 2021



SEPTA

Service operates **ONLY** when school is in session.



MONDAYS THROUGH FRIDAYS				
EXCEPT CERTAIN HOLIDAYS				
59th St and Baltimore Av	58th St and Woodland Av	62nd St and Woodland Av		84th and Crane St
PM SERVICE				
2.44	2.56	2.58		3.19

Subject To Change

411

Southwest Philadelphia to 46th and Ludlow Sts

Effective August 31, 2021



SEPTA

Service operates ONLY when school is in session.



MONDAYS THROUGH FRIDAYS					
EXCEPT CERTAIN HOLIDAYS					
Elmwood Av (East of 74th St)	62nd St and Woodland Av	54th St and Woodland Av	49th St and Greenway Av		46th and Ludlow Sts
AM SERVICE					
6.55	7.05	7.10	7.14		7.25
7.01	7.11	7.16	7.20		7.31

Subject To Change

415

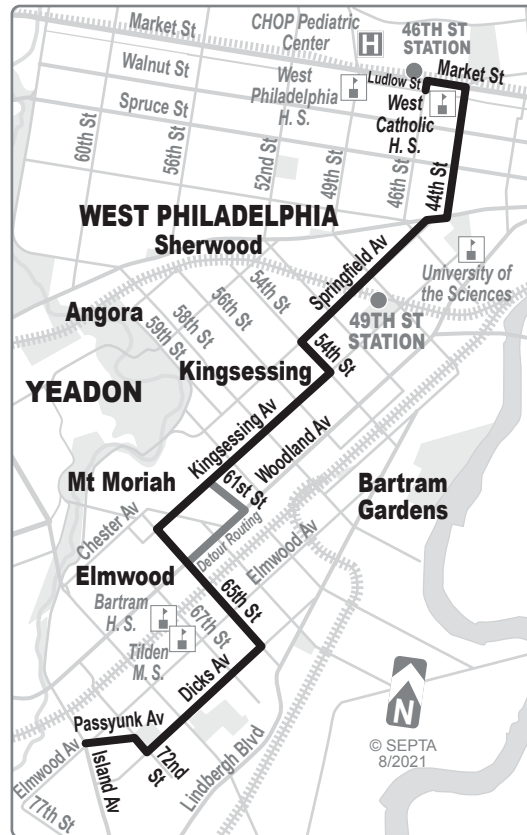
46th and Ludlow Sts to Southwest Philadelphia

Effective August 31, 2021



SEPTA

Service operates ONLY when school is in session.



MONDAYS THROUGH FRIDAYS	
EXCEPT CERTAIN HOLIDAYS	
46th and Ludlow Sts	Passyunk and Island Aves
PM SERVICE	
2.52	3.22

Subject To Change

426

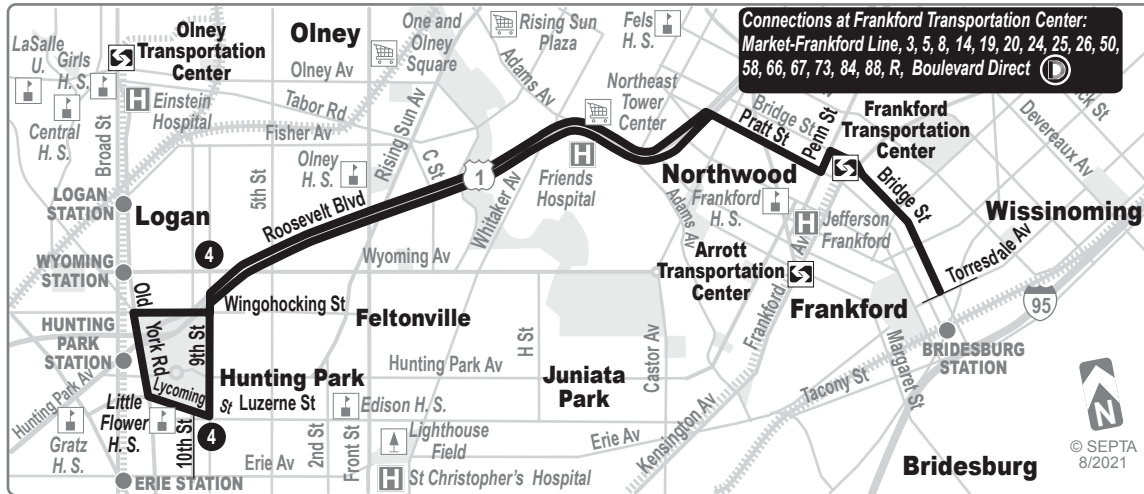
Torresdale Av and Bridge St to 10th and Lycoming Sts

Effective August 31, 2021



SEPTA

Service operates ONLY when school is in session.



MONDAYS THROUGH FRIDAYS				
EXCEPT CERTAIN HOLIDAYS				
Bridge St and Torresdale Av	Frankford Transportation Center	Roosevelt Blvd and Tower Blvds		10th and Lycoming Sts
AM SERVICE				
7.06	7.13	7.21		7.40
10th and Lycoming Sts		Roosevelt Blvd and Friends Hospital	Frankford Transportation Center	Bridge St and Torresdale Av
PM SERVICE				
2.50		3.03	3.11	3.16

Subject To Change

Bus Route 4 provides regular service to the intersection of 9th and Lycoming Streets. From this bus stop, 10th and Lycoming Streets is located one block west of 9th Street. Consult Route 4 public timetable for schedule information.

428

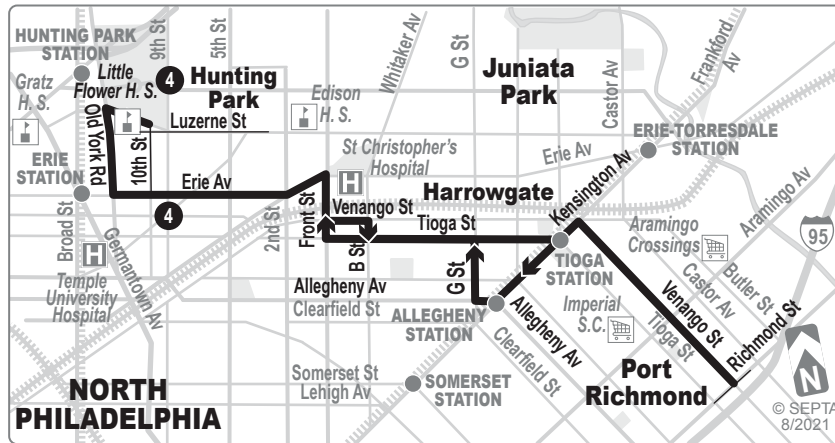
Richmond and Venango Sts to 10th and Lycoming Sts

Effective August 31, 2021



SEPTA

Service operates ONLY when school is in session.



MONDAYS THROUGH FRIDAYS				
EXCEPT CERTAIN HOLIDAYS				
Richmond and Venango Sts	Kensington and Allegheny Av	Front St and Erie Av		10th and Lycoming Sts
AM SERVICE				
7.14	7.26	7.36		7.42
10th and Lycoming Sts			Front St and Erie Av	Kensington Av and Tioga St
			Richmond and Venango Sts	
PM SERVICE				
2.50			2.57	3.05
			3.18	

Subject To Change

Bus Route 4 provides regular service to the intersection of 9th and Lycoming Streets. From this bus stop, 10th and Lycoming Streets is located one block west of 9th Street. Consult Route 4 public timetable for schedule information.

433

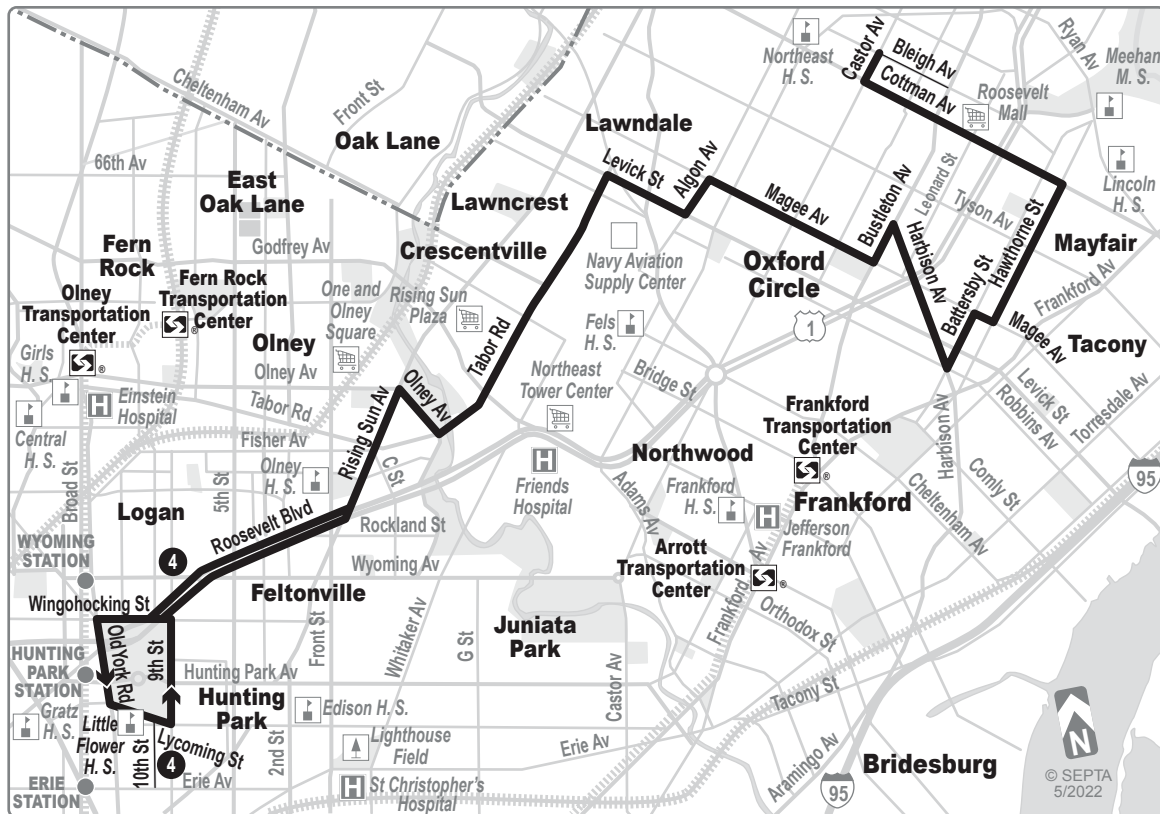
Northeast Philadelphia to 10th and Lycoming Sts

Effective August 31, 2021



SEPTA

Service operates ONLY when school is in session.



MONDAYS THROUGH FRIDAYS

EXCEPT CERTAIN HOLIDAYS

Castor and Bleigh Avs	Hawthorne St and Cottman Av	Hawthorne St and Magee Av	Harbison Av and Leonard St	Tabor Av and Robbins St		10th and Lycoming Sts
AM SERVICE						
6.55	7.02	7.07	7.12	7.23		7.40
PM SERVICE						
2.50				3.05	3.19	3.27 3.35 3.43

Subject To Change

Bus Route 4 provides regular service to the intersection of 9th and Lycoming Streets. From this bus stop, 10th and Lycoming Streets is located one block west of 9th Street. Consult Route 4 public timetable for schedule information.

438

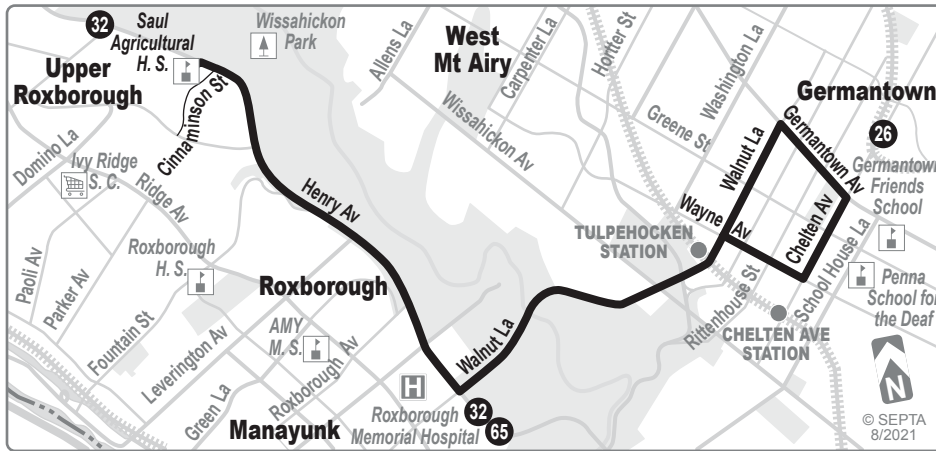
Germantown to Upper Roxborough

Effective August 31, 2021



SEPTA

Service operates **ONLY** when school is in session.



MONDAYS THROUGH FRIDAYS EXCEPT CERTAIN HOLIDAYS		
Germantown and Cheltenham Aves	Walnut La and Henry Av	Henry Av and Cinnamon St
AM SERVICE		
7.32	7.41	7.46
Henry Av and Cinnamon St		Germantown and Cheltenham Aves
PM SERVICE		
3.28		3.43

Subject To Change

439

Germantown to Roxborough

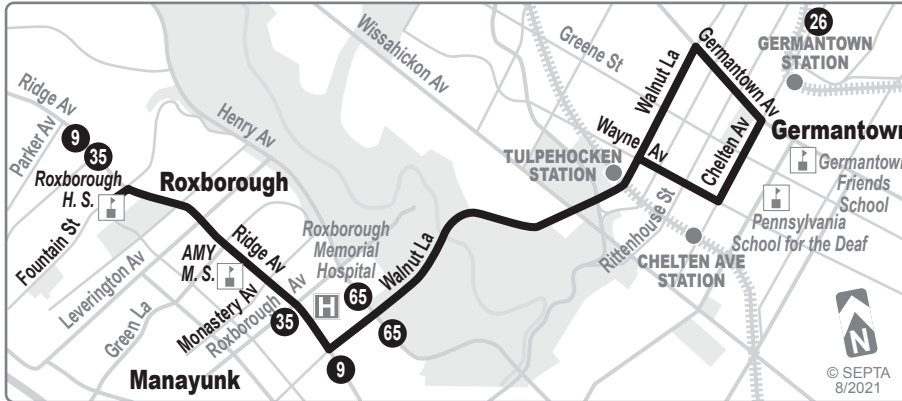
Effective August 31, 2021



SEPTA

Service operates
ONLY when school
is in session.

REVISED February 28, 2022



MONDAYS THROUGH FRIDAYS EXCEPT CERTAIN HOLIDAYS			
Germantown and Cheltenham Aves	Walnut La and Henry Av		Ridge Av and Fountain St
AM SERVICE			
6.42	6.50		7.00
6.50	6.58		7.08
PM SERVICE			
Ridge Av and Fountain St	Ridge and Monastery Aves		Germantown and Cheltenham Aves
2.44	--		3.04
2.45	--		3.05
--	2.44		3.00

Subject To Change

Bus Routes 9 and 35 provide regular service to the intersection of Ridge Avenue and Fountain Street. Consult either Route 9 or 35 public timetables for schedule information.

441

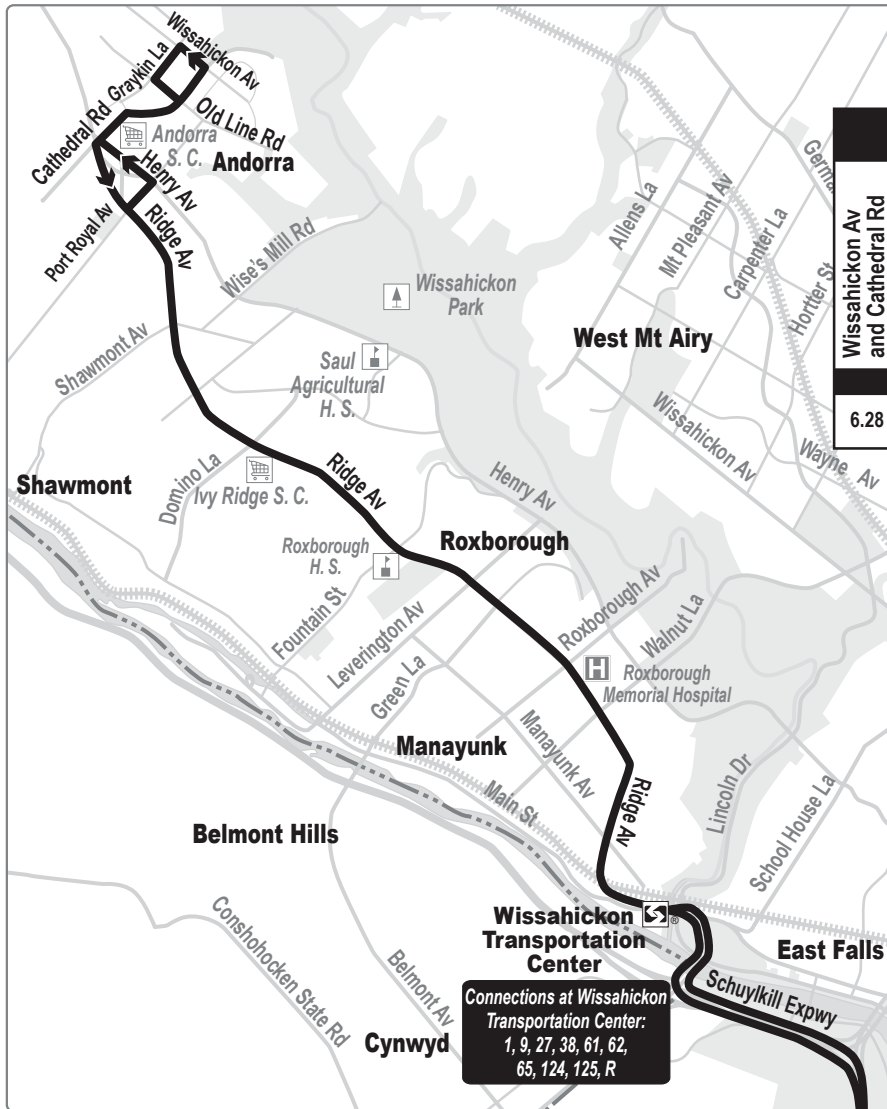
Andorra and Roxborough to Broad and Vine Sts

Effective August 31, 2021



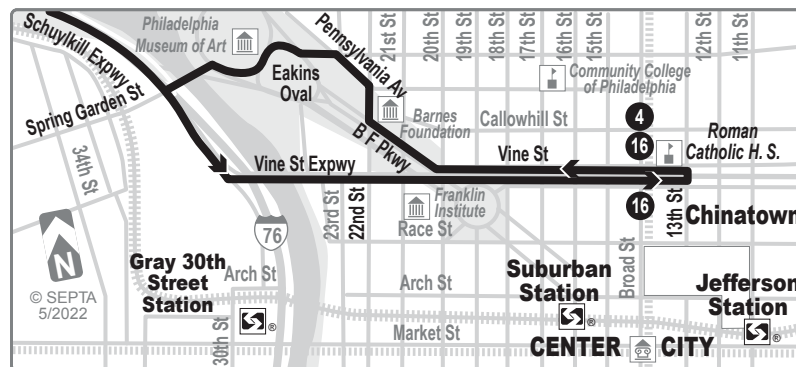
SEPTA

Service operates ONLY when school is in session.



MONDAYS THROUGH FRIDAYS EXCEPT CERTAIN HOLIDAYS				
Wissahickon Av and Cathedral Rd	Ridge Av and Domino La	Ridge and Lyceum Aves	Wissahickon Transportation Center	Broad and Vine Sts
AM SERVICE				
6.28	6.36	6.43	6.52	7.02

Subject To Change



© SEPTA 5/2022

442

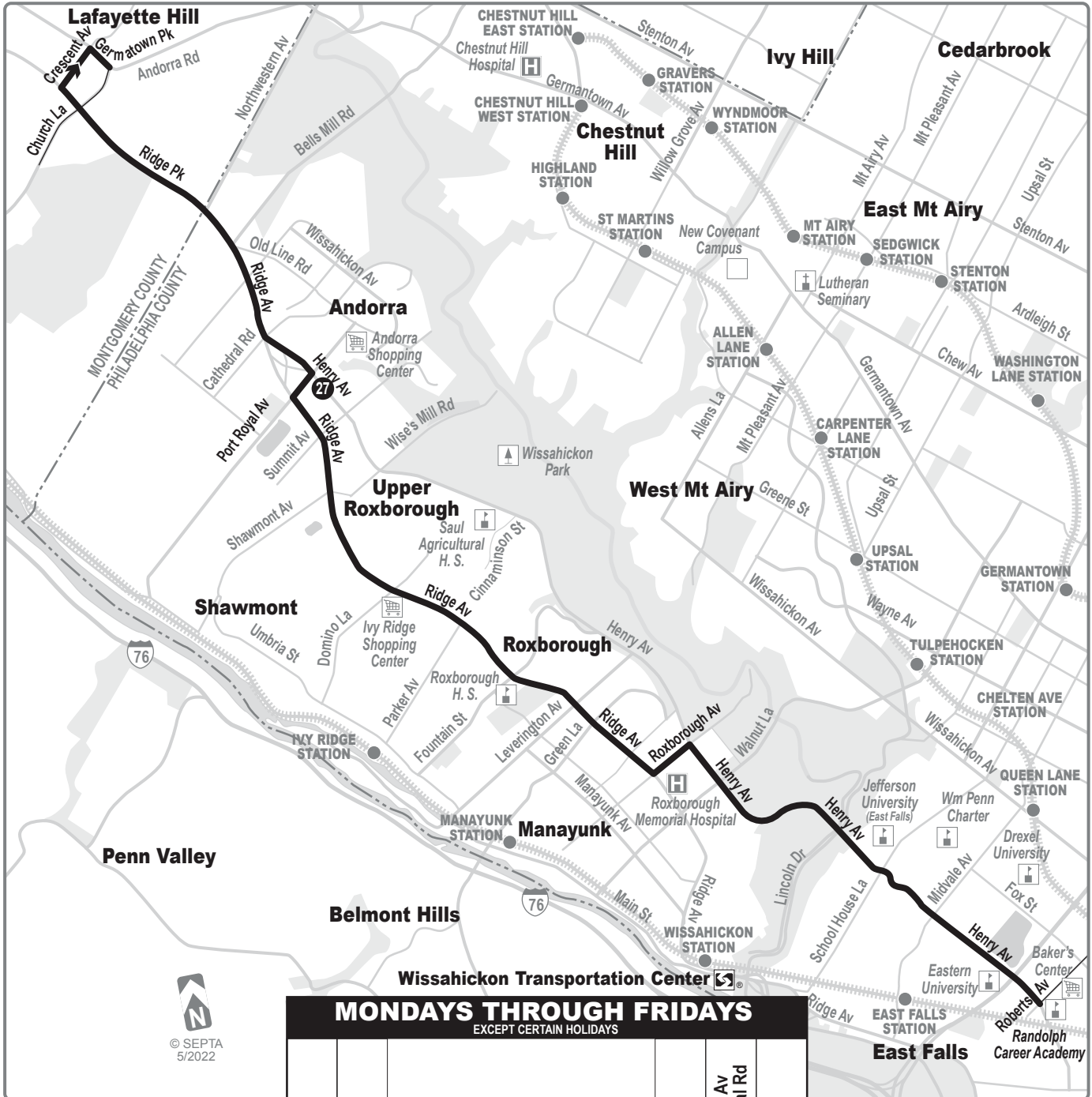
Henry and Roberts Avs to Barren Hill

Effective August 31, 2021



SEPTA

Service operates ONLY when school is in session.



© SEPTA 5/2022

MONDAYS THROUGH FRIDAYS EXCEPT CERTAIN HOLIDAYS					
Henry and Roberts Avs	Ridge and Lyceum Avs		Ridge and Summit Avs	Wissahickon Av and Cathedral Rd	Barren Hill
PM SERVICE					
2.40	2.52		3.03	3.08	3.15

Subject To Change

443

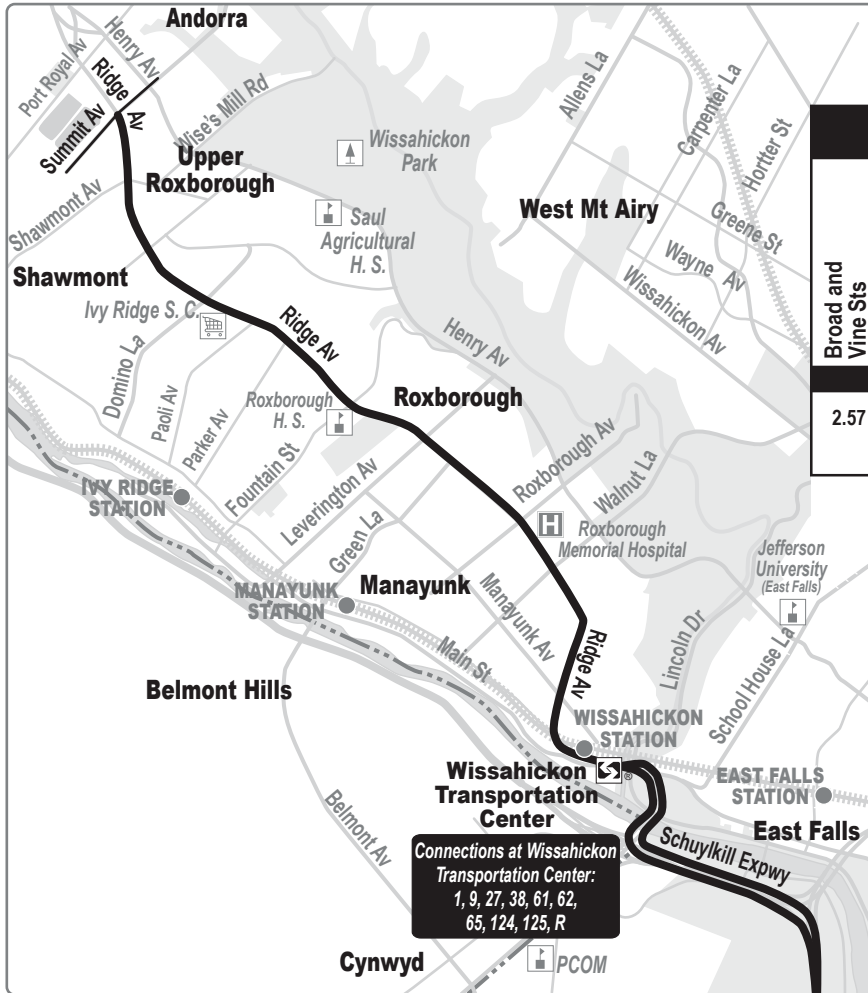
Broad and Vine Sts to Andorra and Roxborough

Effective August 31, 2021



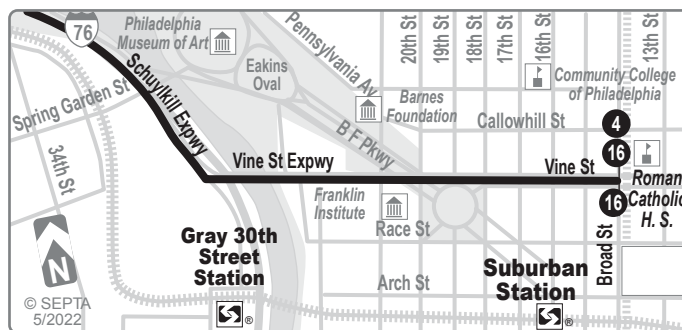
SEPTA

Service operates **ONLY** when school is in session.



MONDAYS THROUGH FRIDAYS EXCEPT CERTAIN HOLIDAYS		
Broad and Vine Sts	Ridge and Lyceum Aves	Ridge and Summit Aves
PM SERVICE		
2.57	3.20	3.31

Subject To Change

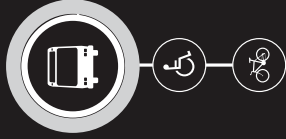


445

Roxborough and North Philadelphia to Frankford Transportation Center

Effective August 31, 2021

REVISED Effective August 31, 2021



Service operates ONLY when school is in session.



MONDAYS THROUGH FRIDAYS EXCEPT CERTAIN HOLIDAYS	
Ridge Av and Fountain St	2.42
Frankford Transportation Center	3.25
PM SERVICE	

Subject To Change

Bus Routes 9 and 35 provide regular service to the intersection of Ridge Avenue and Fountain Street. Consult either Route 9 or 35 public timetables for schedule information.

446

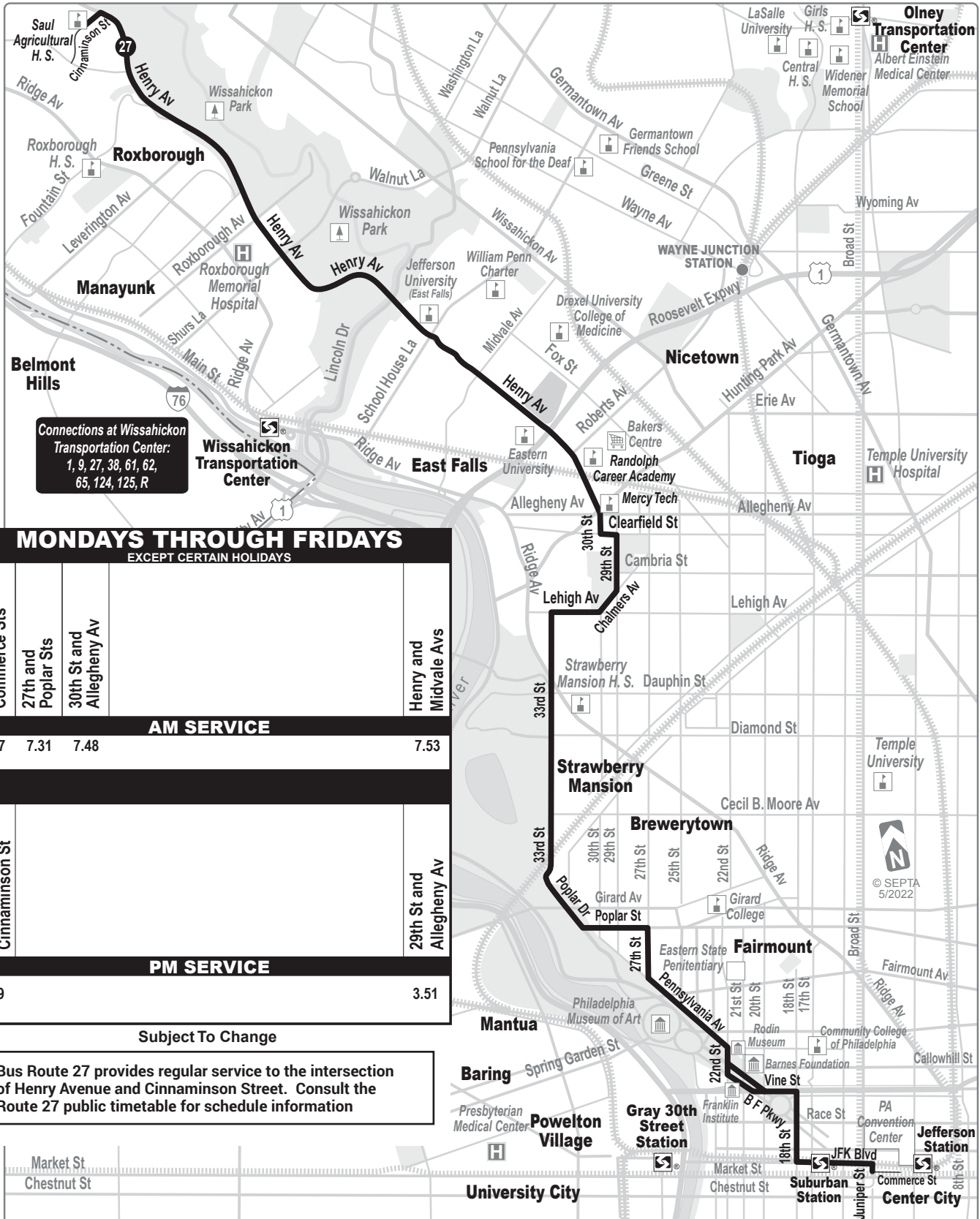
Henry Av and Cinnaminson St to Juniper and Commerce Sts

Effective August 31, 2021



SEPTA

Service operates **ONLY** when school is in session.



Connections at Wissahickon Transportation Center:
1, 9, 27, 38, 61, 62, 65, 124, 125, R

MONDAYS THROUGH FRIDAYS EXCEPT CERTAIN HOLIDAYS			
Juniper and Commerce Sts	27th and Poplar Sts	30th St and Allegheny Av	Henry and Midvale Aves
AM SERVICE			
7.17	7.31	7.48	7.53
Henry Av and Cinnaminson St			29th St and Allegheny Av
PM SERVICE			
3.29			3.51

Subject To Change

Bus Route 27 provides regular service to the intersection of Henry Avenue and Cinnaminson Street. Consult the Route 27 public timetable for schedule information

Market St			
Chestnut St			

447

Frankford Transportation Center Henry Av and Cinnaminson St

Effective August 31, 2021



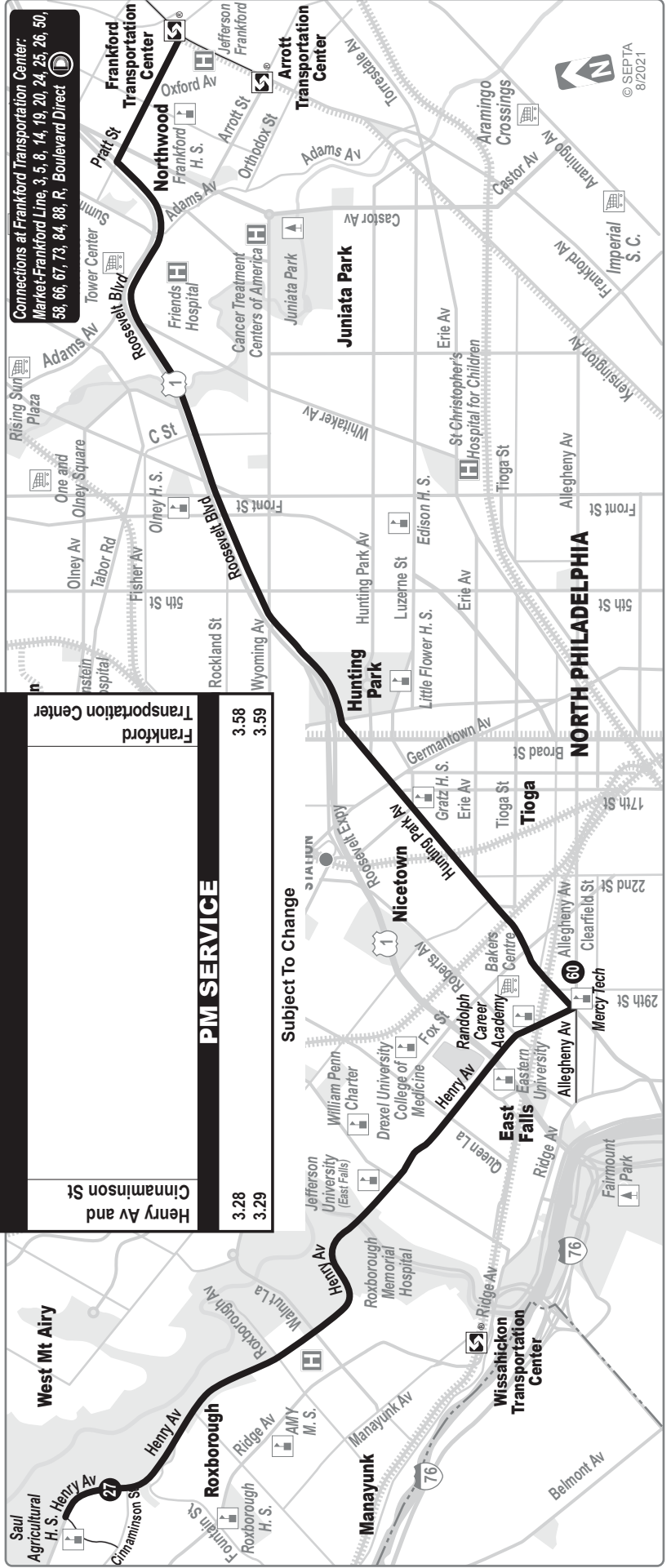
Service operates ONLY when school is in session.



MONDAYS THROUGH FRIDAYS

EXCEPT CERTAIN HOLIDAYS

Frankford Transportation Center	Henry Av and Cinnaminson St
7.03	7.51
7.07	7.55
AM SERVICE	
Henry Av and Cinnaminson St	Frankford Transportation Center
3.28	3.58
3.29	3.59
PM SERVICE	



Connections at Frankford Transportation Center:
Market-Frankford Line, 3, 5, 8, 14, 19, 20, 24, 25, 26, 50, 58, 66, 67, 73, 84, 88, R, Boulevard Direct

448

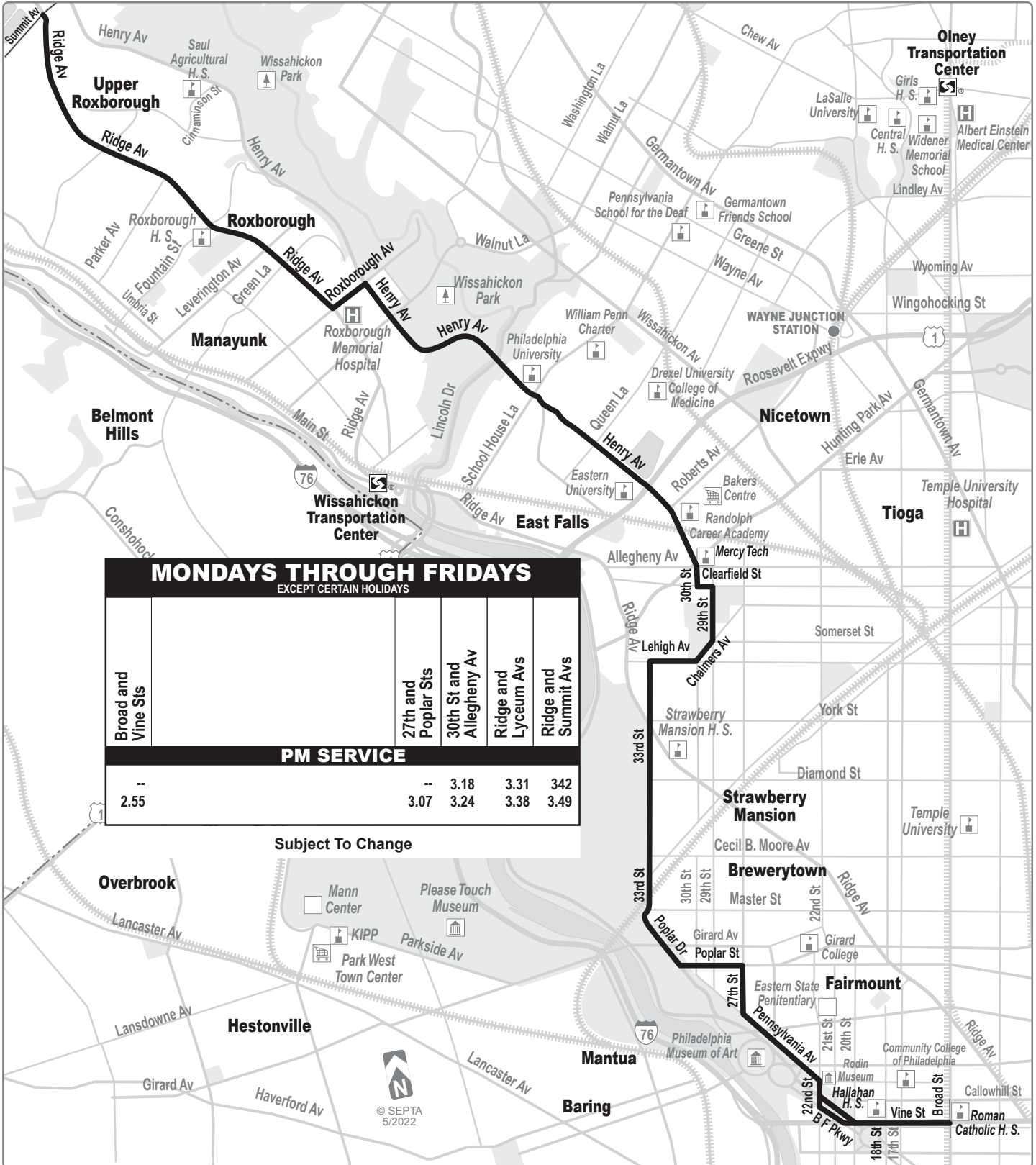
Broad and Vine Sts to Upper Roxborough

Effective August 31, 2021



SEPTA

Service operates
ONLY when school
is in session.



MONDAYS THROUGH FRIDAYS
EXCEPT CERTAIN HOLIDAYS

Broad and Vine Sts	27th and Poplar Sts	30th St and Allegheny Av	Ridge and Lyceum Avs	Ridge and Summit Avs
PM SERVICE				
-	-	3.18	3.31	3.42
2.55	3.07	3.24	3.38	3.49

Subject To Change

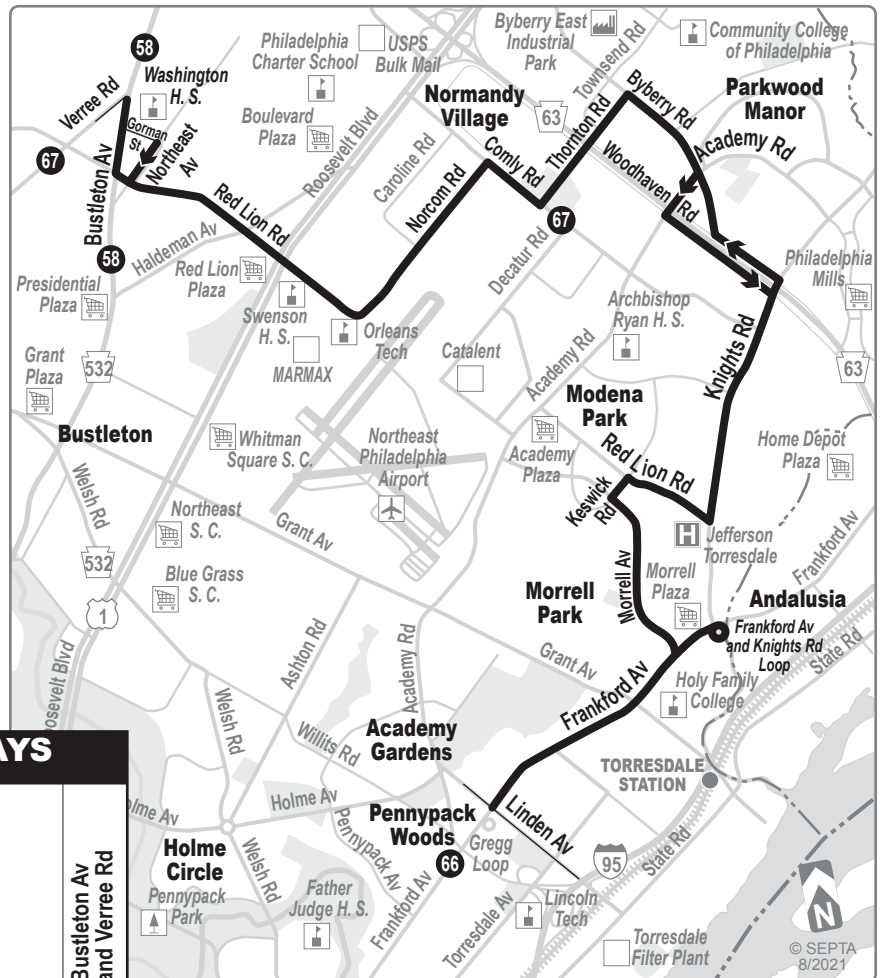
450

Frankford and Linden Avs to Bustleton Av and Verree Rd

Effective August 31, 2021



Service operates **ONLY** when school is in session.



MONDAYS THROUGH FRIDAYS EXCEPT CERTAIN HOLIDAYS			
Frankford Av and Knights Rd	Norcom and Comly Rds		Bustleton Av and Verree Rd
AM SERVICE			
6.51	7.07		7.15
Northeast Av and Gorman St			Frankford and Linden Avs
PM SERVICE			
2.45			3.12

Subject To Change

Bus Route 58 and 67 provide regular service to the intersection of Bustleton Avenue and Verree Road. Consult either Route 58 or 67 public timetable for schedule information.

452

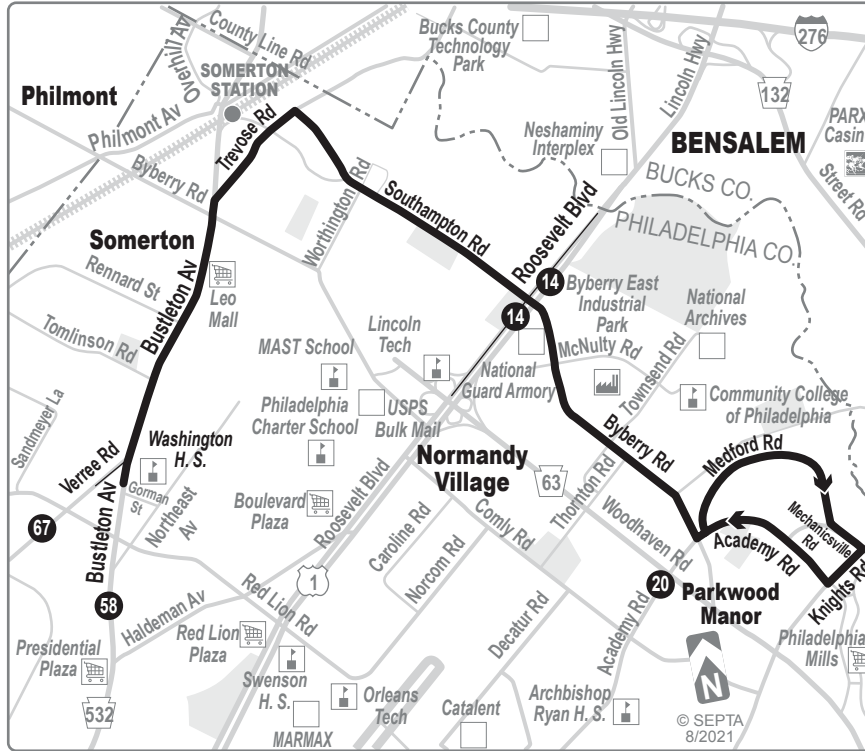
Academy and Medford Rds to Bustleton Av and Verree Rd

Effective August 31, 2021



SEPTA

Service operates ONLY when school is in session.



MONDAYS THROUGH FRIDAYS				
EXCEPT CERTAIN HOLIDAYS				
Academy and Medford Rds	Knights and Mechanicsville Rds	Academy and Byberry Rds	Southampton Rd and Roosevelt Blvd	Northeast Av at Gorman St
AM SERVICE				
6.50	6.52	6.58	7.04	7.15
Northeast Av at Gorman St				Academy and Byberry Rds Academy and Medford Rds
PM SERVICE				
2.45				3.06 3.15

Subject To Change

Bus Route 58 and 67 provide regular service to the intersection of Bustleton Avenue and Verree Road. Consult either Route 58 or 67 public timetable for schedule information.

461

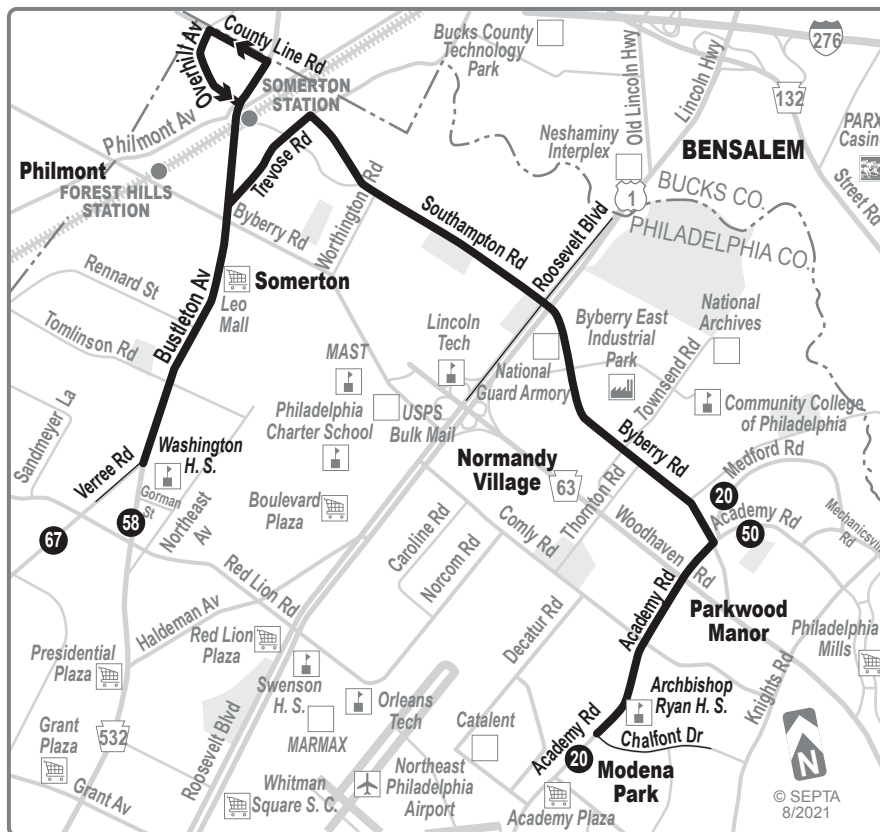
Bustleton Av and Verree Rd to Academy Rd and Chalfont Dr

Effective August 31, 2021



SEPTA

Service operates
ONLY when school
is in session.



MONDAYS THROUGH FRIDAYS				
EXCEPT CERTAIN HOLIDAYS				
Bustleton Av and Verree Rd	Bustleton Av and County Line Rd	Southampton Rd and Roosevelt Blvd		Academy Rd and Chalfont Dr
AM SERVICE				
6.51	7.02	7.12		7.20
Academy Rd and Chalfont Dr			Southampton Rd and Roosevelt Blvd	Bustleton Av and County Line Rd
			Bustleton Av and Verree Rd	
PM SERVICE				
2.37			2.47	3.00
			3.07	

Subject To Change

462

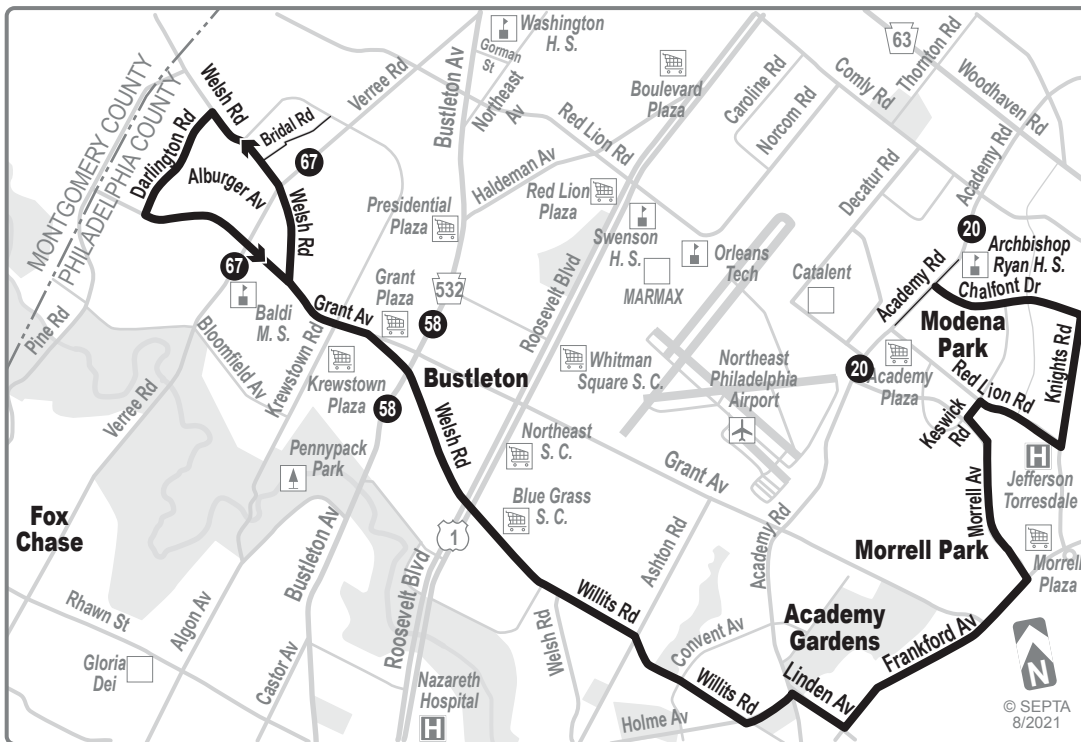
Welsh and Bridal Rds to Academy Rd and Chalfont Dr

Effective August 31, 2021



SEPTA

Service operates
ONLY when school
is in session.



MONDAYS THROUGH FRIDAYS EXCEPT CERTAIN HOLIDAYS				
Bridle and Welsh Rds	Willits and Ashton Rds	Frankford and Morrell Aves		Academy Rd and Chalfont Dr
AM SERVICE				
6.44	7.00	7.13		7.20
Academy Rd and Chalfont Dr			Frankford and Morrell Aves	Willits and Ashton Rds
			Welsh and Darlington Rds	Alburger Av and Verree Rd
PM SERVICE				
2.37			2.45	2.55 3.09 3.14

Subject To Change

475

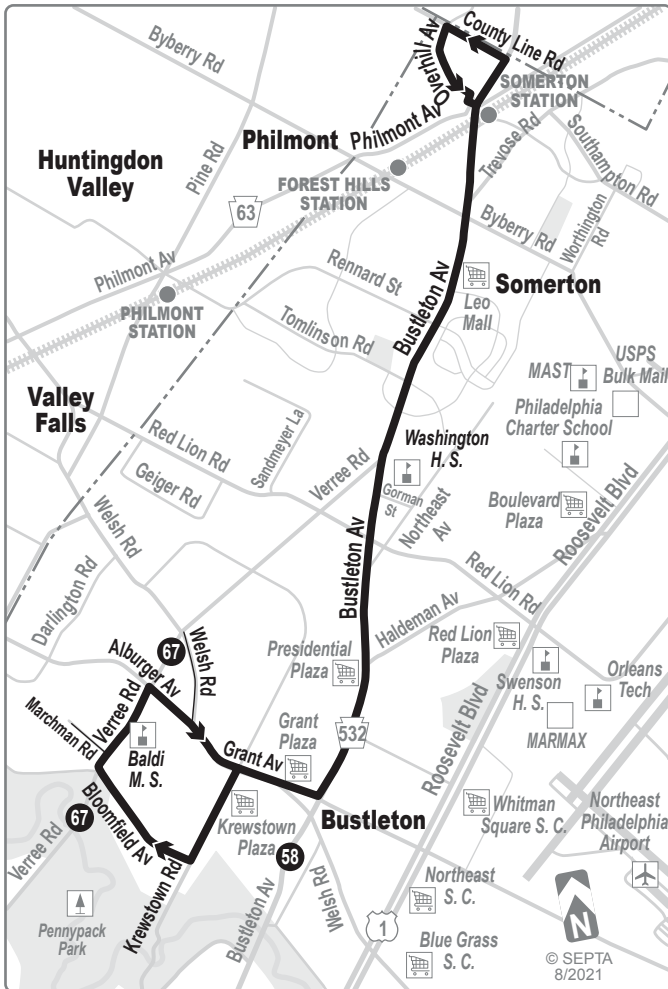
Bustleton Av and County Line Rd to Verree and Marchman Rds

Effective August 31, 2021



SEPTA

Service operates
ONLY when school
is in session.



MONDAYS THROUGH FRIDAYS EXCEPT CERTAIN HOLIDAYS

Bustleton Av and County Line Rd	Bustleton Av and Verree Rd	Krewstown Rd and Bloomfield Av	Verree and Marchman Rds
AM SERVICE			
7.35	7.45	7.56	8.01
7.37	7.47	7.58	8.03
PM SERVICE			
3.29			3.50
3.30			3.51

Subject To Change

Bus Route 67 provides regular service to the intersection of Verree and Marchman Roads. Consult the Route 67 public timetable for schedule information.

476

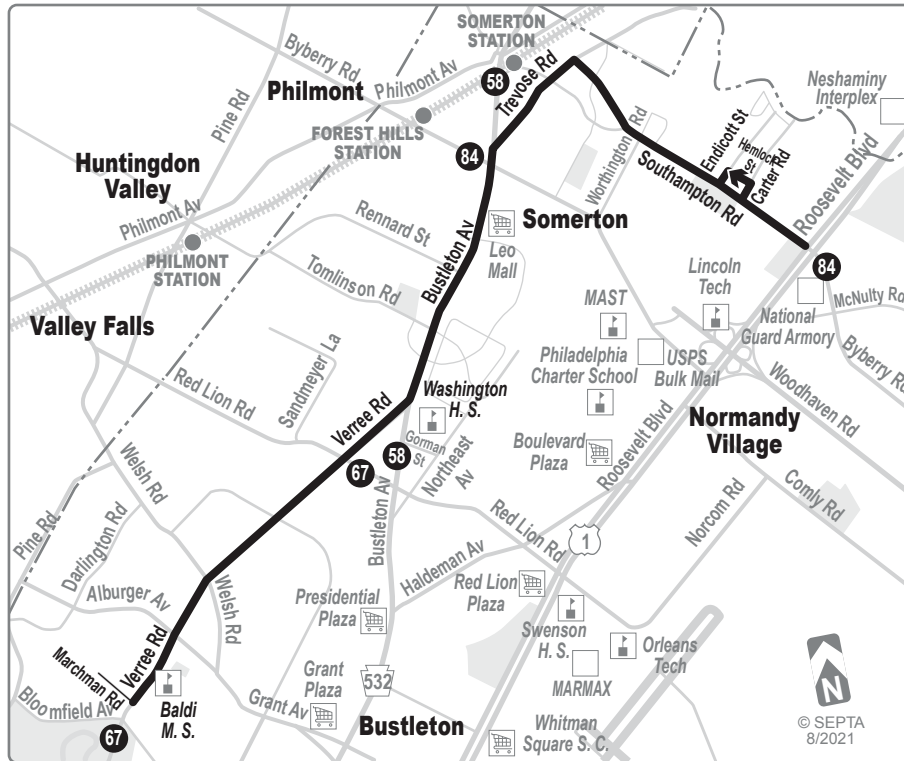
Southampton Rd and Roosevelt Blvd to Verree and Marchman Rds

Effective August 31, 2021



SEPTA

Service operates **ONLY** when school is in session.



MONDAYS THROUGH FRIDAYS EXCEPT CERTAIN HOLIDAYS			
Southampton and Carter Rds			Verree and Marchman Rds
AM SERVICE			
7.38	7.53		
7.40	7.55		
PM SERVICE			
Verree and Marchman Rds			Southampton Rd and Roosevelt Blvd
3.29			3.48
3.30			3.49

Subject To Change

Bus Route 67 provides regular service to the intersection of Verree and Marchman Roads. Consult the Route 67 public timetable for schedule information.

477

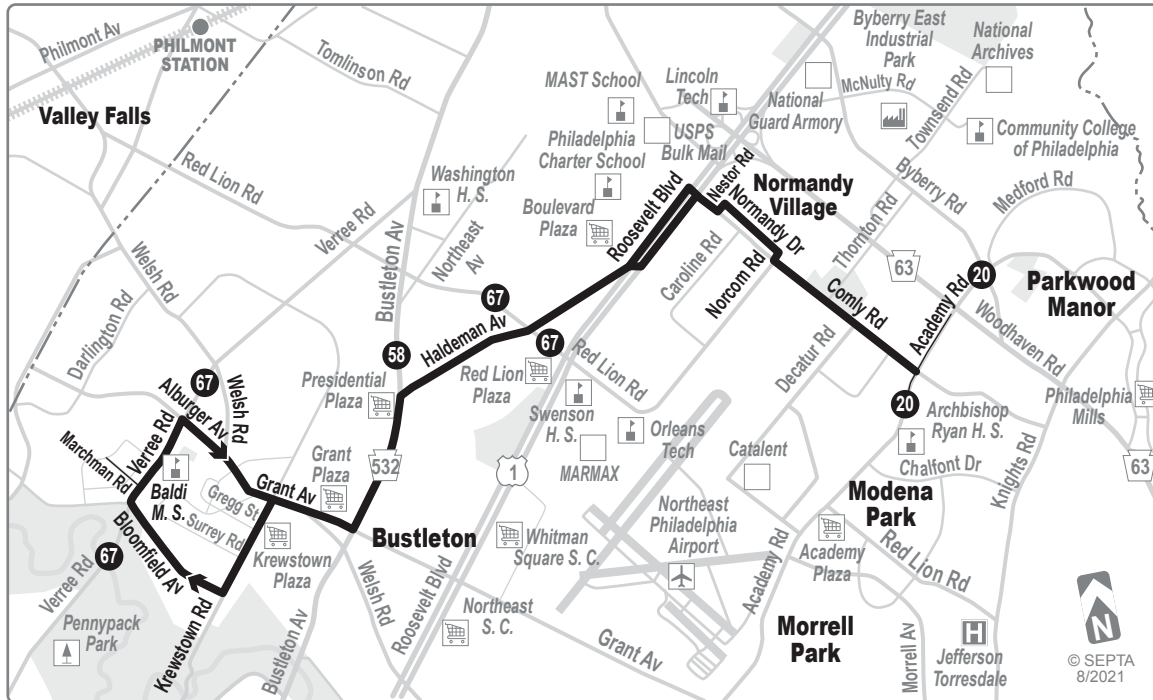
Academy and Comly Rds to Verree and Marchman Rds

Effective August 31, 2021



SEPTA

Service operates ONLY when school is in session.



MONDAYS THROUGH FRIDAYS EXCEPT CERTAIN HOLIDAYS			
Norcom and Comly Rds	Krewstown Rd and Bloomfield Av		Verree and Marchman Rds
AM SERVICE			
7.37	7.56		8.01
7.38	7.57		8.02
Verree and Marchman Rds		Academy and Comly Rds	
PM SERVICE			
3.29			3.49
3.30			3.50

Subject To Change

Bus Route 67 provides regular service to the intersection of Verree and Marchman Roads. Consult the Route 67 public timetable for schedule information.

478

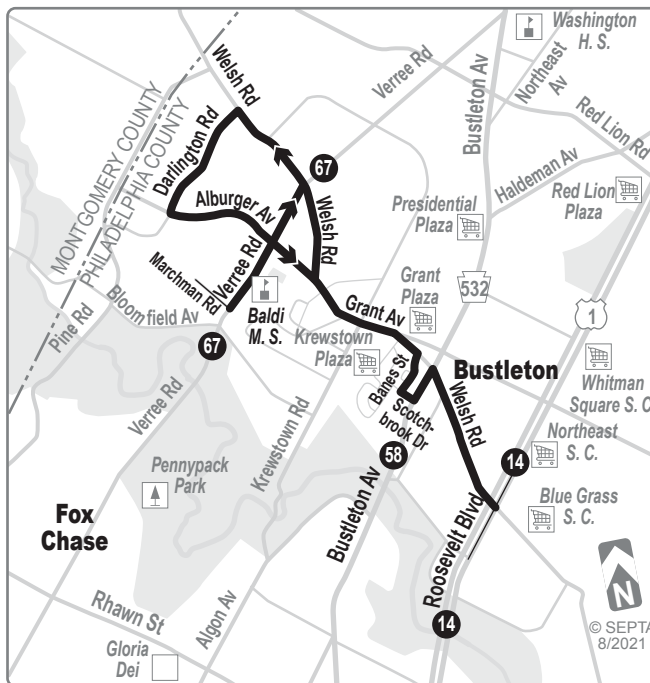
Welsh Rd and Roosevelt Blvd to Verree and Marchman Rds

Effective August 31, 2021



SEPTA

Service operates
ONLY when school
is in session.



MONDAYS THROUGH FRIDAYS EXCEPT CERTAIN HOLIDAYS			
Welsh Rd and Roosevelt Blvd			Verree and Marchman Rds
Welsh and Darlington Rds			
AM SERVICE			
7.44	7.57		8.02
7.46	7.59		8.04
Verree and Marchman Rds			Welsh Rd and Roosevelt Blvd
PM SERVICE			
3.28			3.42
3.29			3.43

Subject To Change

Bus Route 67 provides regular service to the intersection of Verree and Marchman Roads. Consult the Route 67 public timetable for schedule information.

481

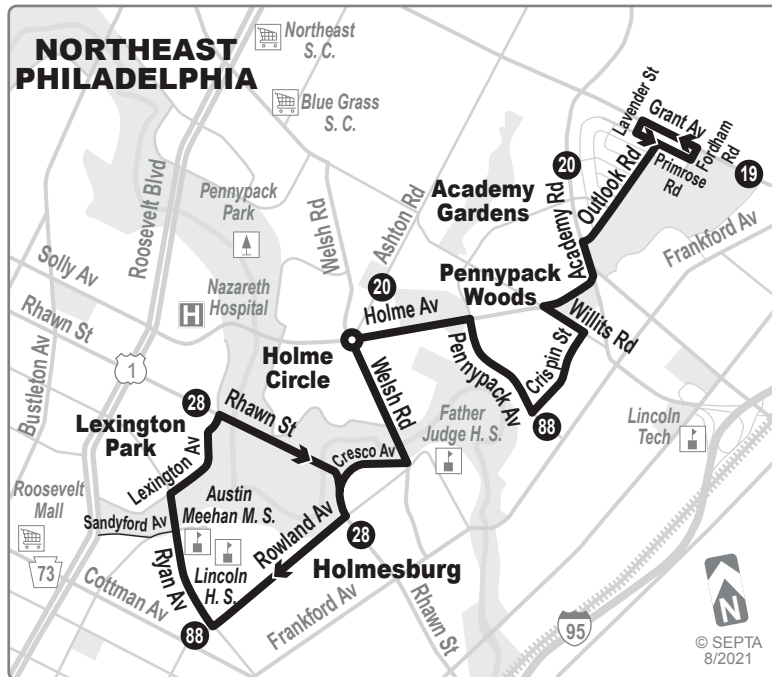
Grant Av and Fordham Rd to Sandyford and Ryan Aves

Effective August 31, 2021



SEPTA

Service operates **ONLY** when school is in session.



MONDAYS THROUGH FRIDAYS EXCEPT CERTAIN HOLIDAYS	
Grant Av, west of Fordham Rd	Sandyford and Ryan Aves
AM SERVICE	
7.44	8.08
Sandyford and Ryan Aves	Grant Av, west of Fordham Rd
PM SERVICE	
3.29	3.49

Subject To Change

482

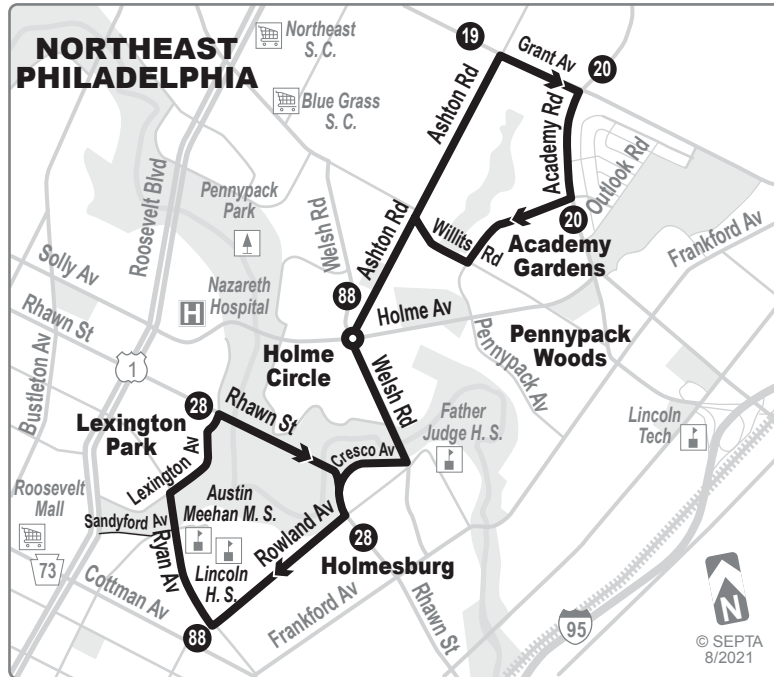
Willits and Ashton Rds to Sandyford and Ryan Avs

Effective August 31, 2021



SEPTA

Service operates **ONLY** when school is in session.



MONDAYS THROUGH FRIDAYS

EXCEPT CERTAIN HOLIDAYS

Willits and Ashton Rds		Sandyford and Ryan Avs
AM SERVICE		
	7.47	8.07
Sandyford and Ryan Avs		Willits and Ashton Rds
PM SERVICE		
	3.29	3.48

Subject To Change

483

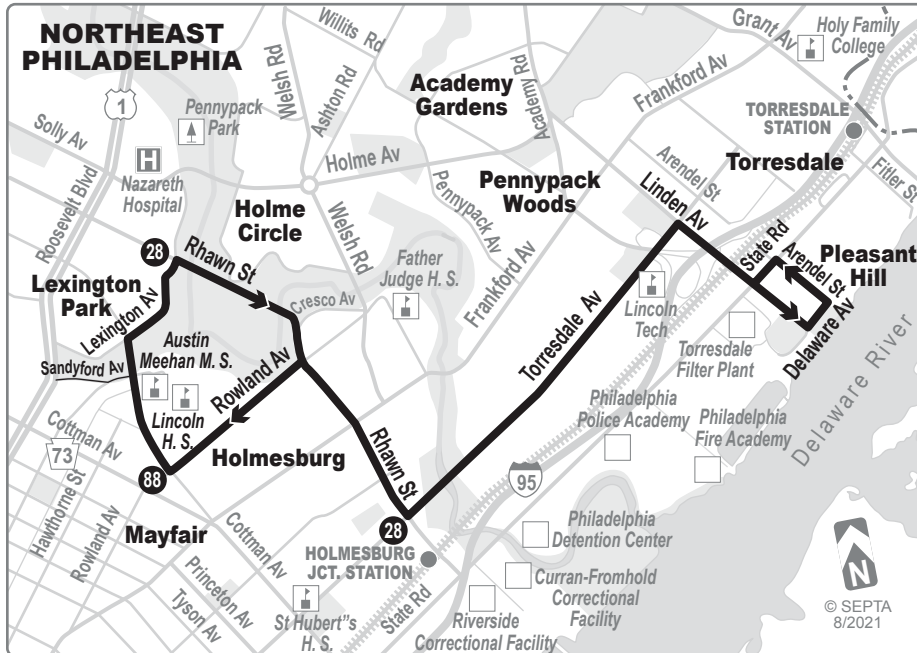
Delaware and Arendel Aves to Sandyford and Ryan Aves

Effective August 31, 2021



SEPTA

Service operates **ONLY** when school is in session.



MONDAYS THROUGH FRIDAYS	
EXCEPT CERTAIN HOLIDAYS	
Delaware and Arendel Aves	Sandyford and Ryan Aves
AM SERVICE	
7.46	8.05
Sandyford and Ryan Aves	Delaware and Arendel Aves
PM SERVICE	
3.29	3.47

Subject To Change

484

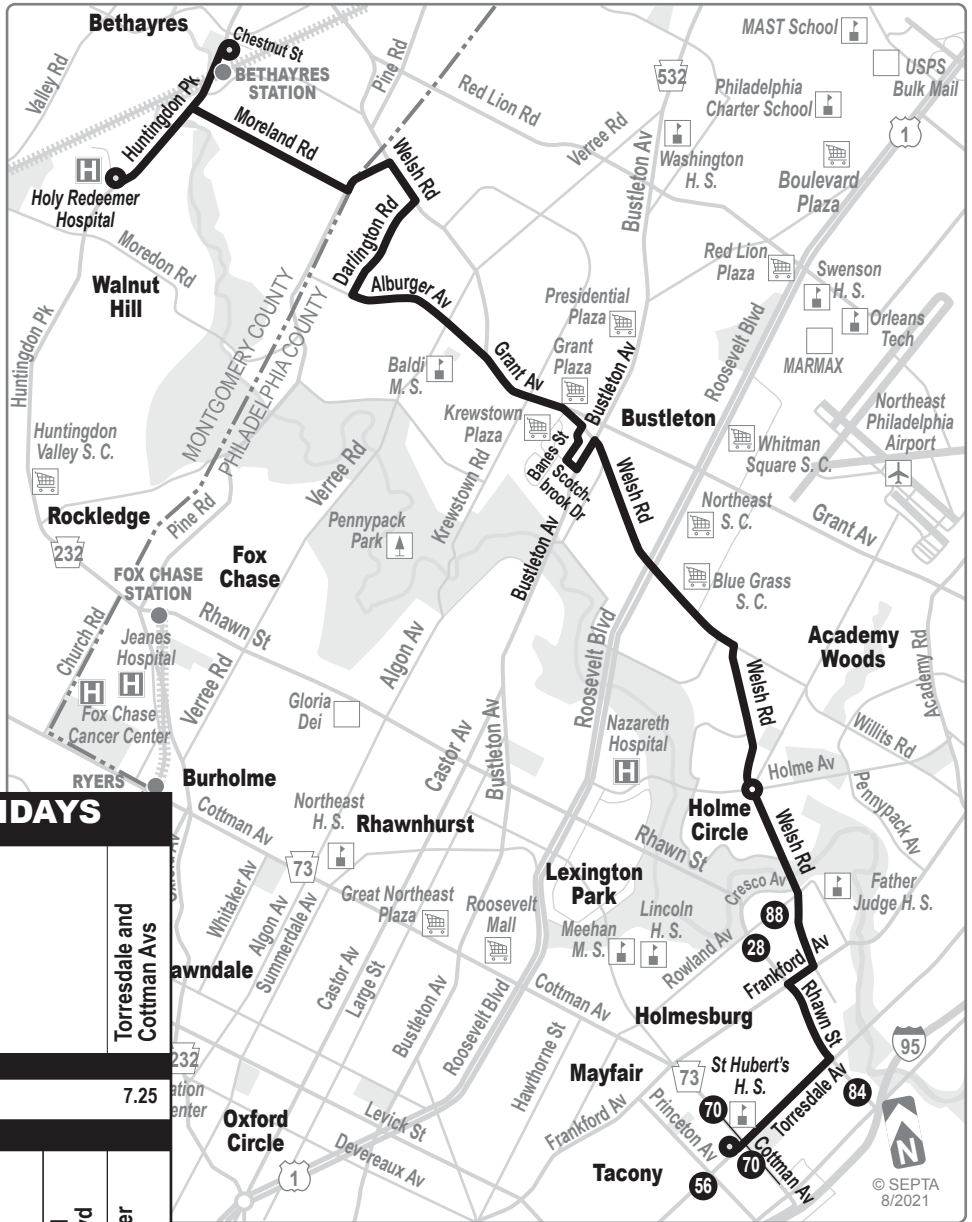
Holy Redeemer Hospital to Cottman and Torresdale Avs

Effective August 31, 2021



SEPTA

Service operates ONLY when school is in session.



MONDAYS THROUGH FRIDAYS EXCEPT CERTAIN HOLIDAYS				
Holy Redeemer Hospital	Roosevelt Blvd and Welsh Rd	Rowland and Welsh Rd	Torresdale and Cottman Avs	
AM SERVICE				
6.47	7.07	7.14	7.25	
Ditman St and Cottman Av	Rowland and Welsh Rd		Welsh Rd and Roosevelt Blvd	Holy Redeemer Hospital
PM SERVICE				
2.40	2.49		2.58	3.20

Subject To Change

Bus Routes 28, 56, 70, and 84 provide regular service to the intersection of Torresdale and Cottman Aves. Consult either Route 28, 56, 70, or 84 public timetable for schedule information.

490

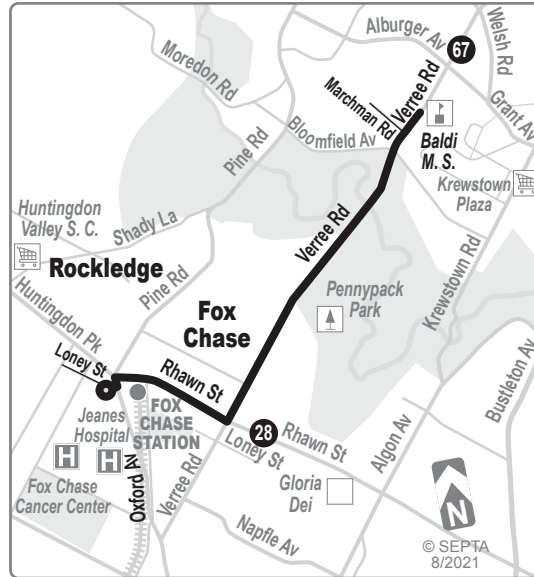
Fox Chase Loop to Verree and Marchman Rds

Effective August 31, 2021



SEPTA

Service operates
ONLY when school
is in session.



MONDAYS THROUGH FRIDAYS EXCEPT CERTAIN HOLIDAYS			
Oxford Av & Loney St (Fox Chase Loop)	Rhawn St and Verree Rd		Verree and Marchman Rds
AM SERVICE			
7.47	7.52		7.58
Verree and Marchman Rds		Rhawn St and Verree Rd	Oxford Av & Loney St (Fox Chase Loop)
PM SERVICE			
3.29		3.34	3.41

Subject To Change

Bus Route 67 provides regular service to the intersection of Verree and Marchman Roads. Consult the Route 67 public timetable for schedule information.

492

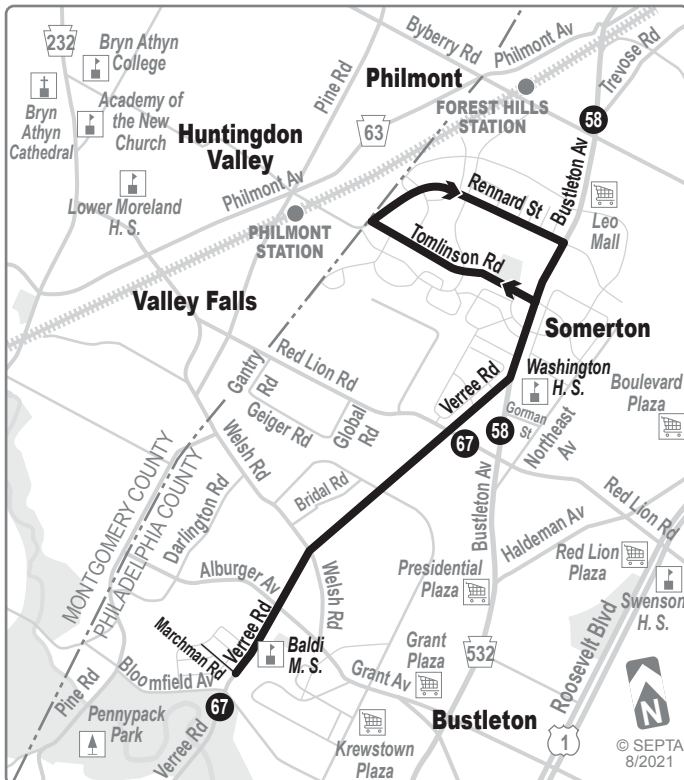
Bustleton Av and Rennard St to Verree and Marchman Rds

Effective August 31, 2021



SEPTA

Service operates
ONLY when school
is in session.



MONDAYS THROUGH FRIDAYS

EXCEPT CERTAIN HOLIDAYS

Bustleton Av and Red Lion Rd	Bustleton Av and Tomlinson Rd	Bustleton Av and Verree Rd		Verree and Marchman Rds
AM SERVICE				
7.38	7.41	7.51		7.59
7.40	7.43	7.53		8.01
7.41	7.44	7.54		8.02
7.43	7.45	7.56		8.04
7.44	7.47	7.57		8.05
PM SERVICE				
				Bustleton Av and Rennard St
3.27				3.43
3.28				3.44
3.29				3.45
3.30				3.46
3.31				3.47
3.32				3.48

Subject To Change

Bus Route 67 provides regular service to the intersection of Verree and Marchman Roads. Consult the Route 67 public timetable for schedule information.

495

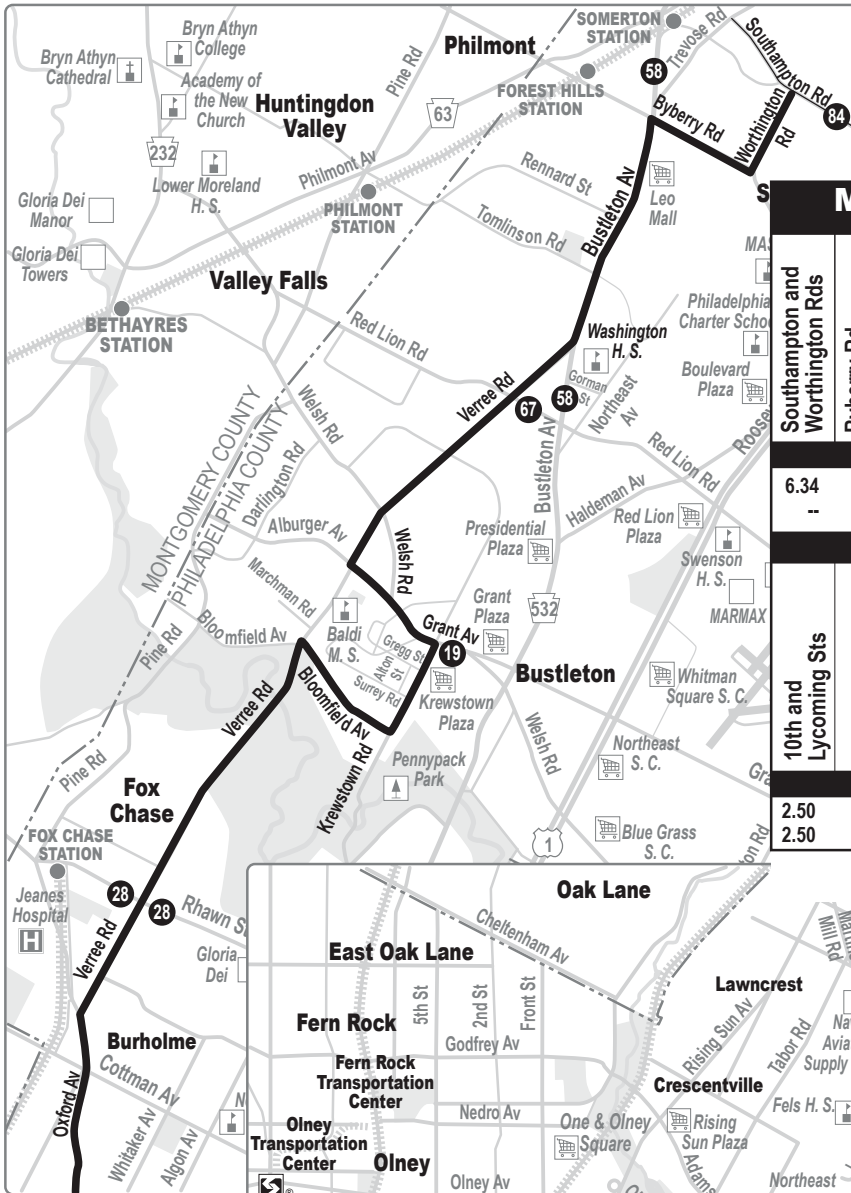
Southampton & Worthington Rds to 10th and Lycoming Sts

Effective August 31, 2021

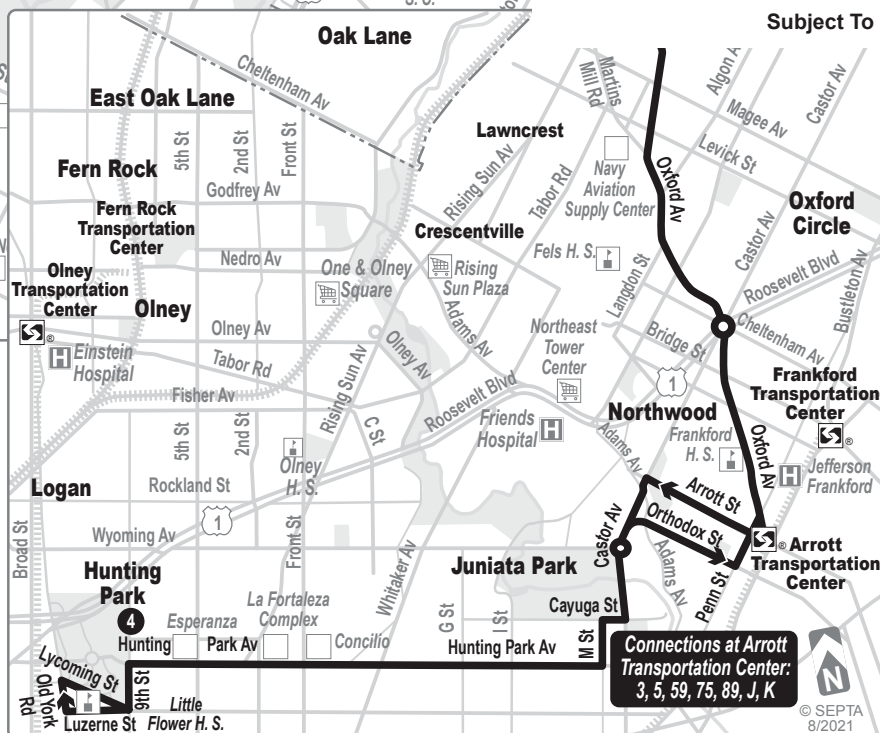


SEPTA

Service operates ONLY when school is in session.



MONDAYS THROUGH FRIDAYS EXCEPT CERTAIN HOLIDAYS									
Southampton and Worthington Rds	Byberry Rd and Bustleton Av	Verree Rd and Bustleton Av	Verree Rd and Loney St	Oxford and Cottman Aves	Arrott Transportation Center	G St and Hunting Park Av			10th and Lycoming Sts
AM SERVICE									
6.34	6.38	6.42	6.57	7.01	7.17	7.28			7.40
-	-	-	6.59	7.03	7.19	7.30			7.42
PM SERVICE									
2.50			3.01	3.11	3.24	3.26			-
2.50			3.01	3.11	3.24	3.26	3.36	3.40	3.50



Subject To Change

Connections at Arrott Transportation Center:
3, 5, 59, 75, 89, J, K

SEPTA
8/2021



Suburban Transit

Norristown High Speed Line

Norristown
Transportation
Center
to 69th Street
Transportation
Center



SEPTA

Serving
Gulph Mills,
Radnor, Villanova
and Bryn Mawr

SERVICE LEVELS (FREQUENCY IN MINUTES)

WEEKDAYS

AM PEAK	15
BASE	30
PM PEAK	15
EARLY EVENING	20
LATE NIGHT	20 TO 30
OWL	--
TOTAL TRIPS	188

SATURDAYS

AM	20
BASE	20
PM	20
EARLY EVENING	30
LATE NIGHT	30
OWL	--
TOTAL TRIPS	110

SUNDAYS

AM	30
BASE	30
PM	30
EARLY EVENING	30
LATE NIGHT	30
OWL	--
TOTAL TRIPS	84

SERVICE
SPAN

4:00A - 2:30A

5:00A - 2:30A

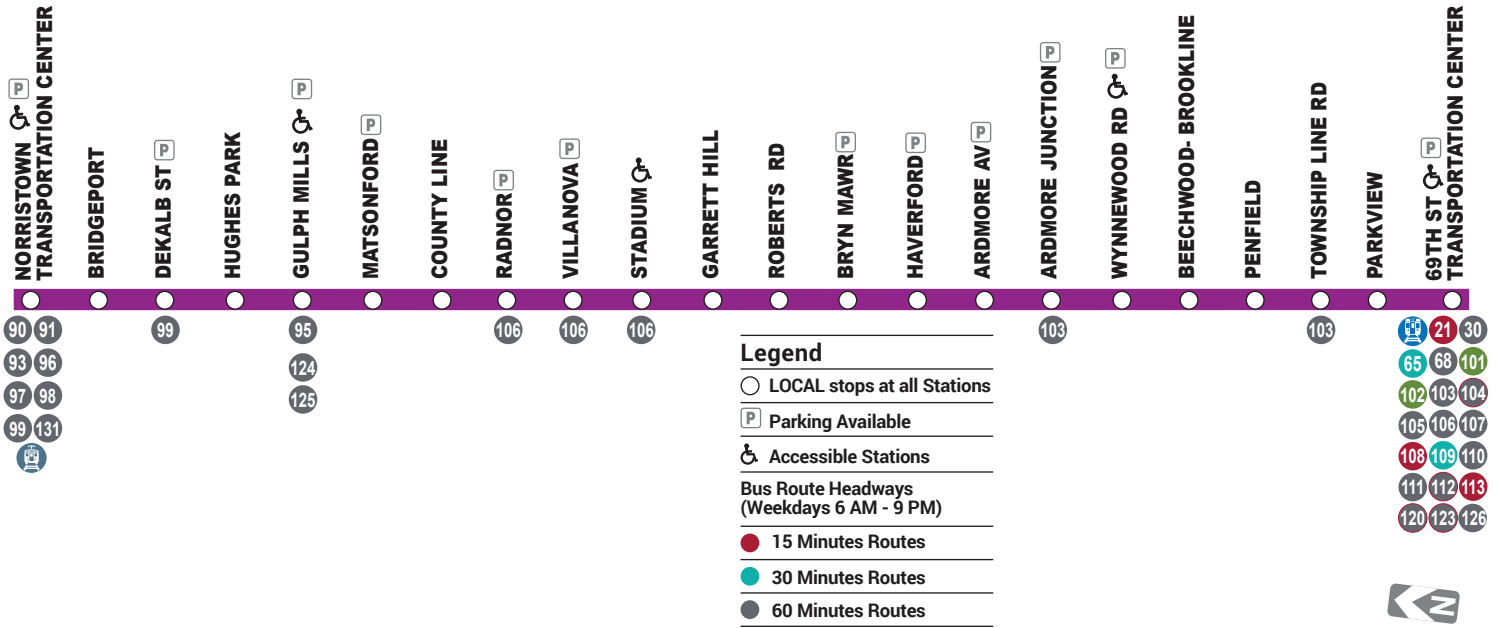
5:00A - 2:30A

OPERATING STATISTICS

ONE WAY ROUTE MILES (AVG.)	13.4	<u>RANK</u>
DAILY AVERAGE (WK) RIDERSHIP	3,644	3RD
VEHICLE HOURS (ANNUAL)	50,471	
VEHICLE MILES (ANNUAL)	878,197	
PEAK VEHICLES	16	
FULLY ALLOCATED EXPENSES	\$14,920,226	
PASSENGER REVENUE	\$1,443,975	
OPERATING RATIO	10%	17TH
ON TIME % (SEASON)	N/A	

CHARACTERISTICS

MODE	HIGH SPEED RAIL
DIVISION	SURFACE-SUBURBAN
OPERATING DISTRICT(S)	VICTORY
COUNTY(S) SERVED	DELAWARE, MONTGOMERY
VEHICLE SIZE	65'5" CAR (OPERATED AS ONE AND TWO CAR TRAINS)



90

Plymouth Meeting Mall to Norristown Transportation Center



SEPTA

Serving Penn Square

SERVICE LEVELS (FREQUENCY IN MINUTES)

WEEKDAYS

AM PEAK	40 TO 60
BASE	60
PM PEAK	60
EARLY EVENING	2 TRIPS
LATE NIGHT	2 TRIPS
OWL	--
TOTAL TRIPS	33

SATURDAYS

AM	60
BASE	60
PM	60
EARLY EVENING	2 TRIPS
LATE NIGHT	2 TRIPS
OWL	--
TOTAL TRIPS	31

SUNDAYS

AM	--
BASE	--
PM	--
EARLY EVENING	--
LATE NIGHT	--
OWL	--
TOTAL TRIPS	--

SERVICE SPAN

6:00A - 11:30P

6:00A - 11:30P

NO SERVICE

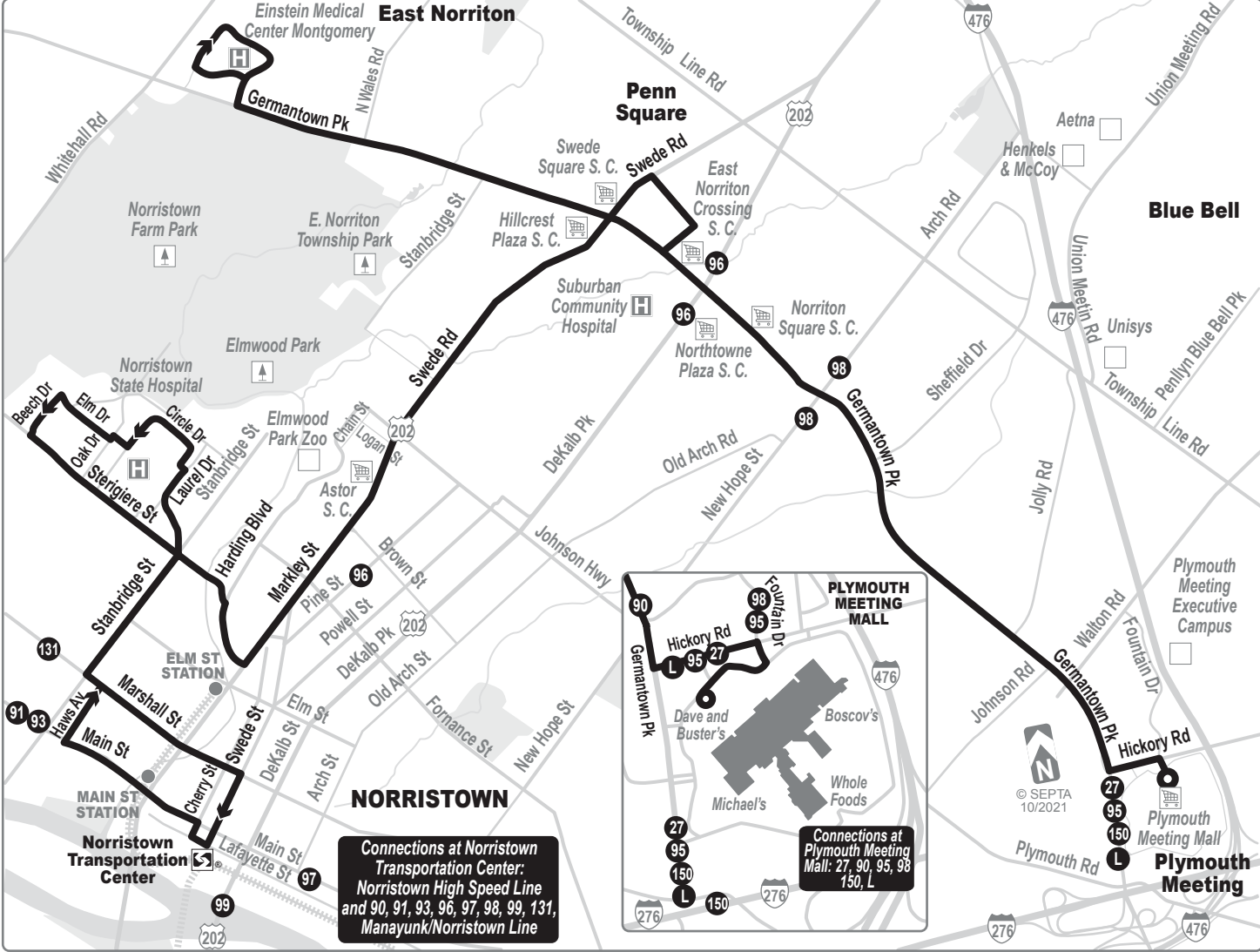
OPERATING STATISTICS

ONE WAY ROUTE MILES (AVG.)	13.3	<u>RANK</u>
DAILY AVERAGE (WK) RIDERSHIP	209	31ST
VEHICLE HOURS (ANNUAL)	12,112	
VEHICLE MILES (ANNUAL)	141,227	
PEAK VEHICLES	3	
FULLY ALLOCATED EXPENSES	\$1,214,479	
PASSENGER REVENUE	\$102,198	
OPERATING RATIO	8%	24TH
ON TIME % (SEASON)	85%	

CHARACTERISTICS

MODE
DIVISION
OPERATING DISTRICT(S)
COUNTY(S) SERVED
VEHICLE SIZE

BUS
SURFACE - SUBURBAN
FRONTIER
MONTGOMERY
40'



91

Graterford to Norristown Transportation Center



SEPTA

SUSPENDED UNTIL FURTHER NOTICE

SERVICE LEVELS (FREQUENCY IN MINUTES)

WEEKDAYS

AM PEAK
BASE
PM PEAK
EARLY EVENING
LATE NIGHT
OWL
TOTAL TRIPS

--
--
--
--
--
--
--

SATURDAYS

AM
BASE
PM
EARLY EVENING
LATE NIGHT
OWL
TOTAL TRIPS

1 TRIP
LTD
1 TRIP
--
--
--
--

SUNDAYS

AM
BASE
PM
EARLY EVENING
LATE NIGHT
OWL
TOTAL TRIPS

--
--
--
--
--
--
--

SERVICE
SPAN

NO SERVICE

8:30A - 3:30P

NO SERVICE

OPERATING STATISTICS

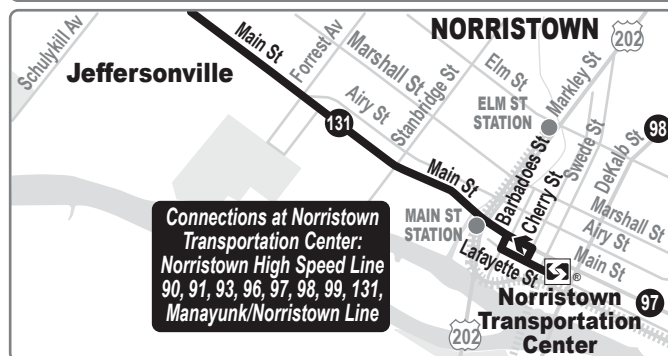
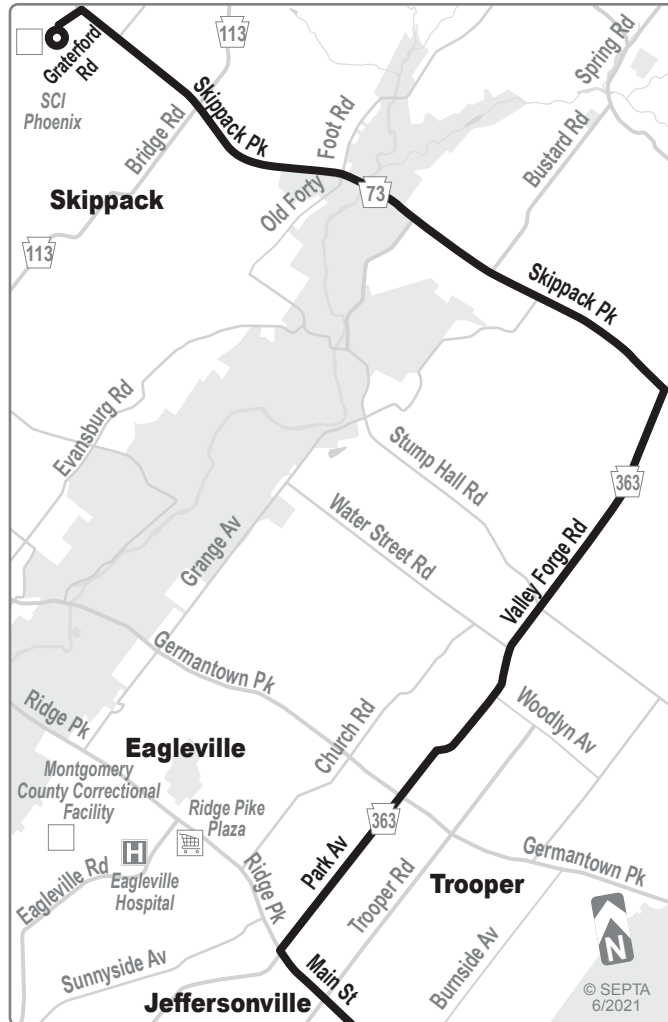
		<u>RANK</u>
ONE WAY ROUTE MILES (AVG.)	14.2	
DAILY AVERAGE (SAT) RIDERSHIP	--	--
VEHICLE HOURS (ANNUAL)	--	
VEHICLE MILES (ANNUAL)	--	
PEAK VEHICLES	--	
FULLY ALLOCATED EXPENSES	--	
PASSENGER REVENUE	--	
OPERATING RATIO	--	--
ON TIME % (SEASON)		

CHARACTERISTICS

MODE
DIVISION
OPERATING DISTRICT(S)
COUNTY(S) SERVED
VEHICLE SIZE

BUS
SURFACE - SUBURBAN
FRONTIER
MONTGOMERY
40'

SUSPENDED UNTIL FURTHER NOTICE



92

West Chester Transportation Center to King of Prussia



SEPTA

SERVICE LEVELS (FREQUENCY IN MINUTES)

WEEKDAYS

AM PEAK	60
BASE	90
PM PEAK	60 TO 90
EARLY EVENING	90
LATE NIGHT	--
OWL	--
TOTAL TRIPS	24

SATURDAYS

AM	90
BASE	90
PM	90
EARLY EVENING	90 TO 120
LATE NIGHT	--
OWL	--
TOTAL TRIPS	27

SUNDAYS

AM	--
BASE	--
PM	--
EARLY EVENING	--
LATE NIGHT	--
OWL	--
TOTAL TRIPS	--

SERVICE SPAN

6:00A - 10:00P

6:30A - 10:30P

NO SERVICE

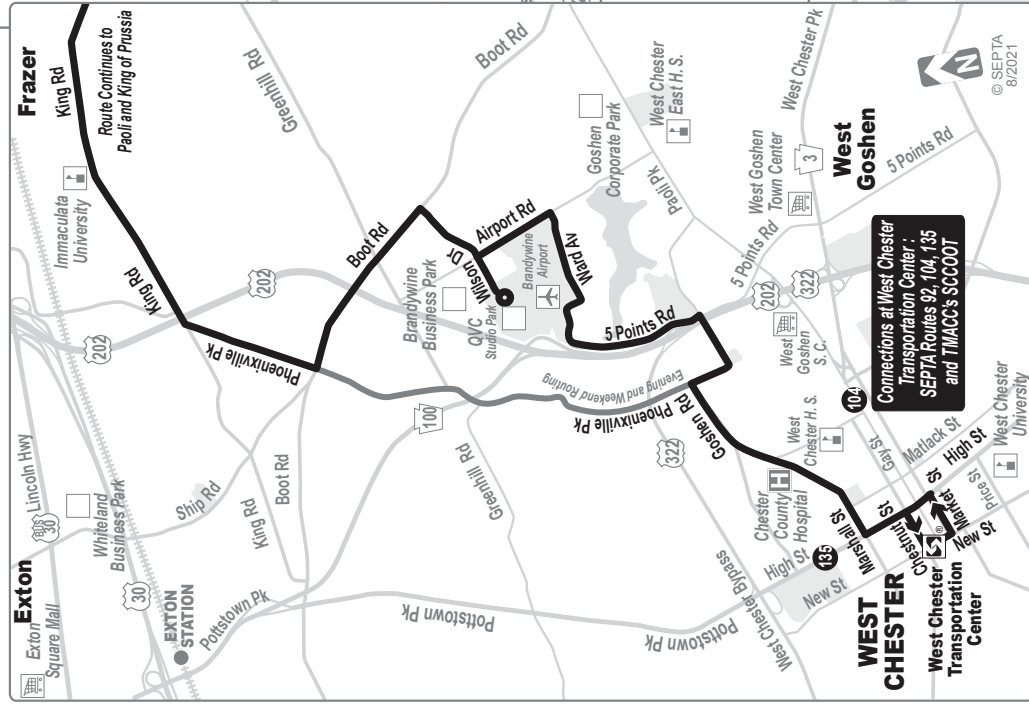
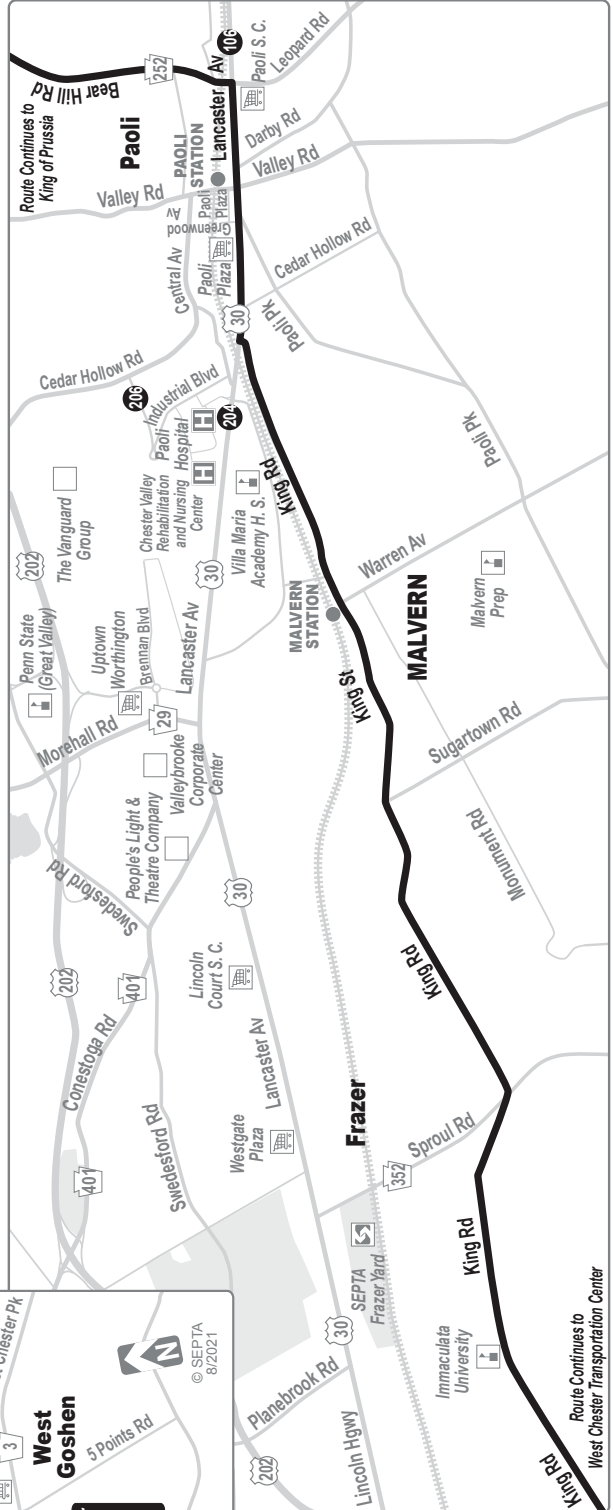
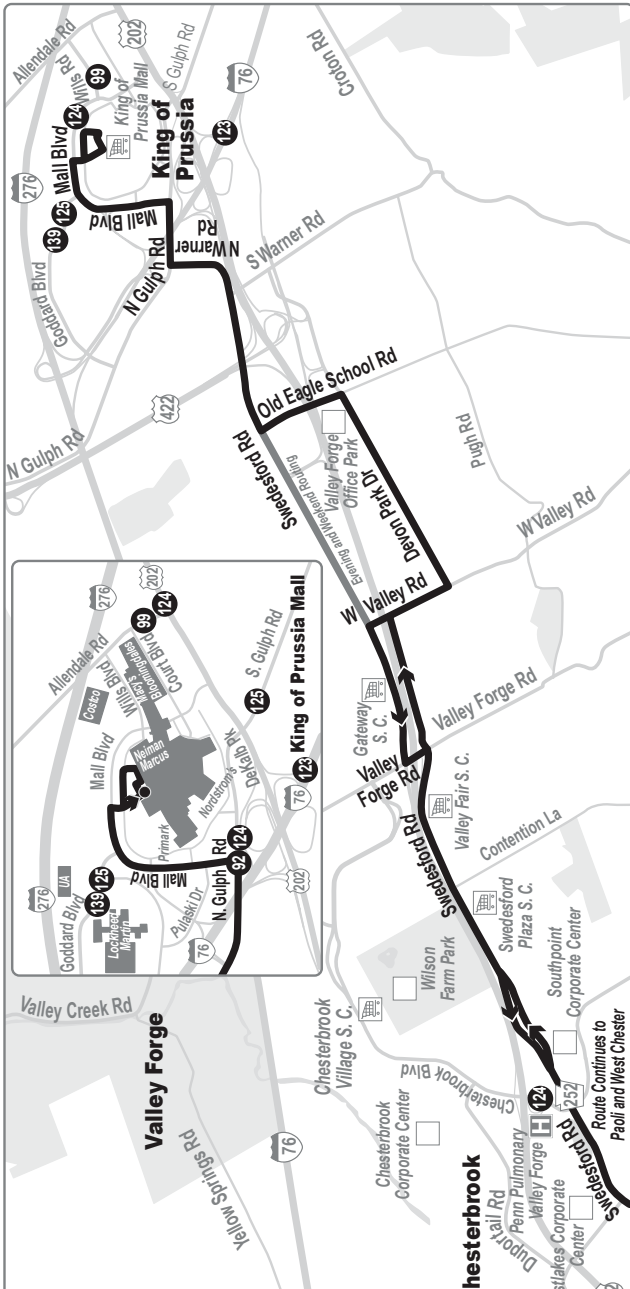
OPERATING STATISTICS

ONE WAY ROUTE MILES (AVG.)	31.3	<u>RANK</u>
DAILY AVERAGE (WK) RIDERSHIP	116	40TH
VEHICLE HOURS (ANNUAL)	13,823	
VEHICLE MILES (ANNUAL)	261,389	
PEAK VEHICLES	3	
FULLY ALLOCATED EXPENSES	\$1,509,361	
PASSENGER REVENUE	\$59,667	
OPERATING RATIO	4%	41ST
ON TIME % (SEASON)	81%	

CHARACTERISTICS

MODE
DIVISION
OPERATING DISTRICT(S)
COUNTY(S) SERVED
VEHICLE SIZE

BUS
SURFACE - SUBURBAN
FRONTIER
CHESTER, MONTGOMERY
40'



93

Pottstown to Norristown Transportation Center



SEPTA

Serving Philadelphia
Premium Outlets
and Collegeville

SERVICE LEVELS (FREQUENCY IN MINUTES)

WEEKDAYS

AM PEAK	30 TO 60
BASE	60 TO 30
PM PEAK	30
EARLY EVENING	75
LATE NIGHT	2 TRIPS
OWL	--
TOTAL TRIPS	51

SATURDAYS

AM	30 TO 60
BASE	60
PM	60
EARLY EVENING	60
LATE NIGHT	2 TRIPS
OWL	--
TOTAL TRIPS	36

SUNDAYS

AM	120
BASE	60
PM	60
EARLY EVENING	60
LATE NIGHT	1 TRIP
OWL	--
TOTAL TRIPS	28

SERVICE SPAN

5:00A - 12:00A

5:30A - 11:00P

6:00A - 11:00P

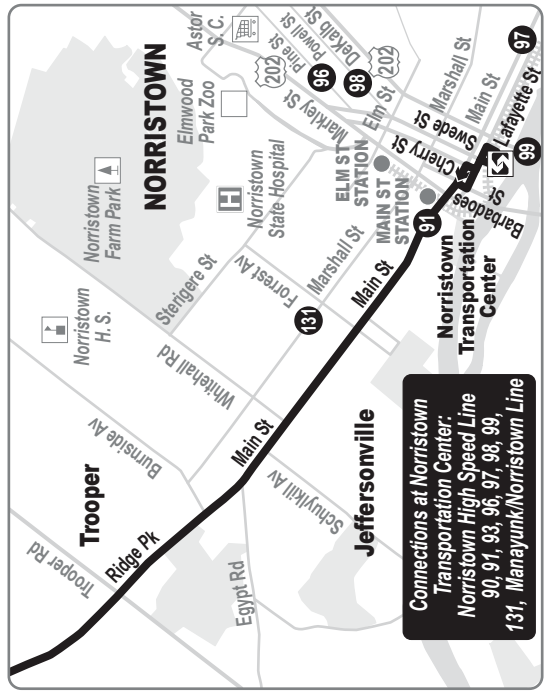
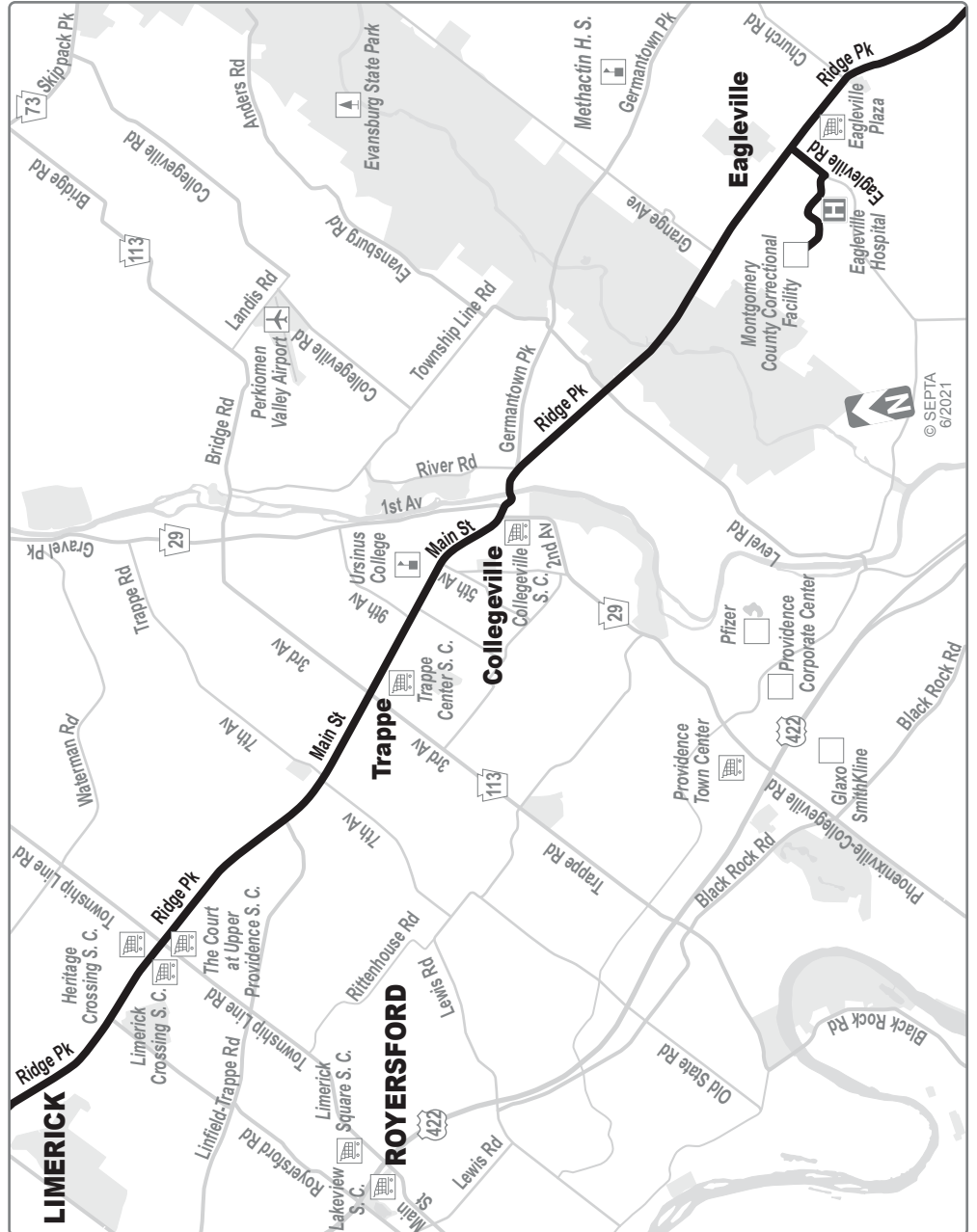
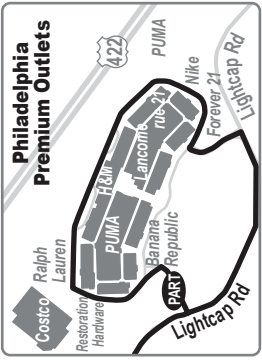
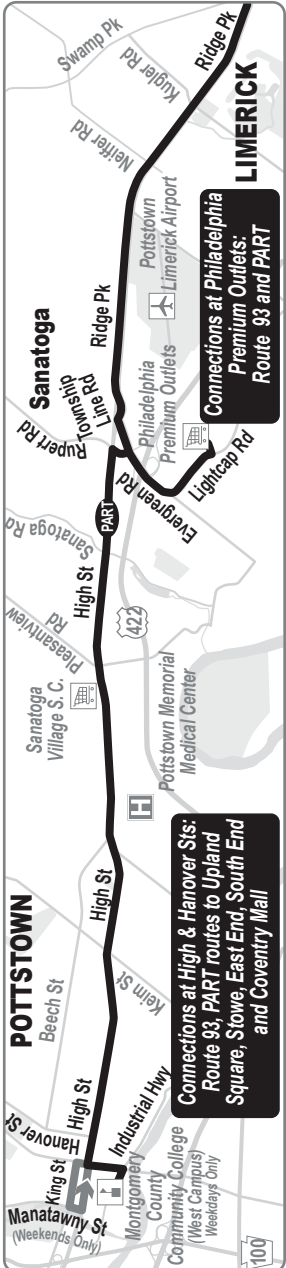
OPERATING STATISTICS

ONE WAY ROUTE MILES (AVG.)	24.8	<u>RANK</u>
DAILY AVERAGE (WK) RIDERSHIP	602	16TH
VEHICLE HOURS (ANNUAL)	25,734	
VEHICLE MILES (ANNUAL)	443,920	
PEAK VEHICLES	6	
FULLY ALLOCATED EXPENSES	\$2,780,697	
PASSENGER REVENUE	\$431,389	
OPERATING RATIO	12%	9TH
ON TIME % (SEASON)	8%	

CHARACTERISTICS

MODE
DIVISION
OPERATING DISTRICT(S)
COUNTY(S) SERVED
VEHICLE SIZE

BUS
SURFACE - SUBURBAN
FRONTIER
MONTGOMERY
40'



94

Montgomery Mall to Chestnut Hill



SEPTA

Serving
Montgomery County
Community College
and Ambler

SERVICE LEVELS (FREQUENCY IN MINUTES)

WEEKDAYS

AM PEAK	60
BASE	60
PM PEAK	60 TO 90
EARLY EVENING	3 TRIPS
LATE NIGHT	--
OWL	--
TOTAL TRIPS	31

SATURDAYS

AM	60
BASE	60
PM	60 TO 90
EARLY EVENING	2 TRIPS
LATE NIGHT	--
OWL	--
TOTAL TRIPS	25

SUNDAYS

AM	1 TRIP
BASE	LTD
PM	3 TRIPS
EARLY EVENING	--
LATE NIGHT	--
OWL	--
TOTAL TRIPS	8

SERVICE SPAN

6:30A - 10:30P

7:30A - 10:30P

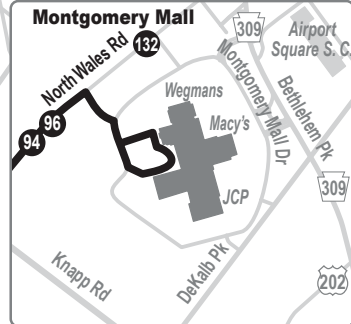
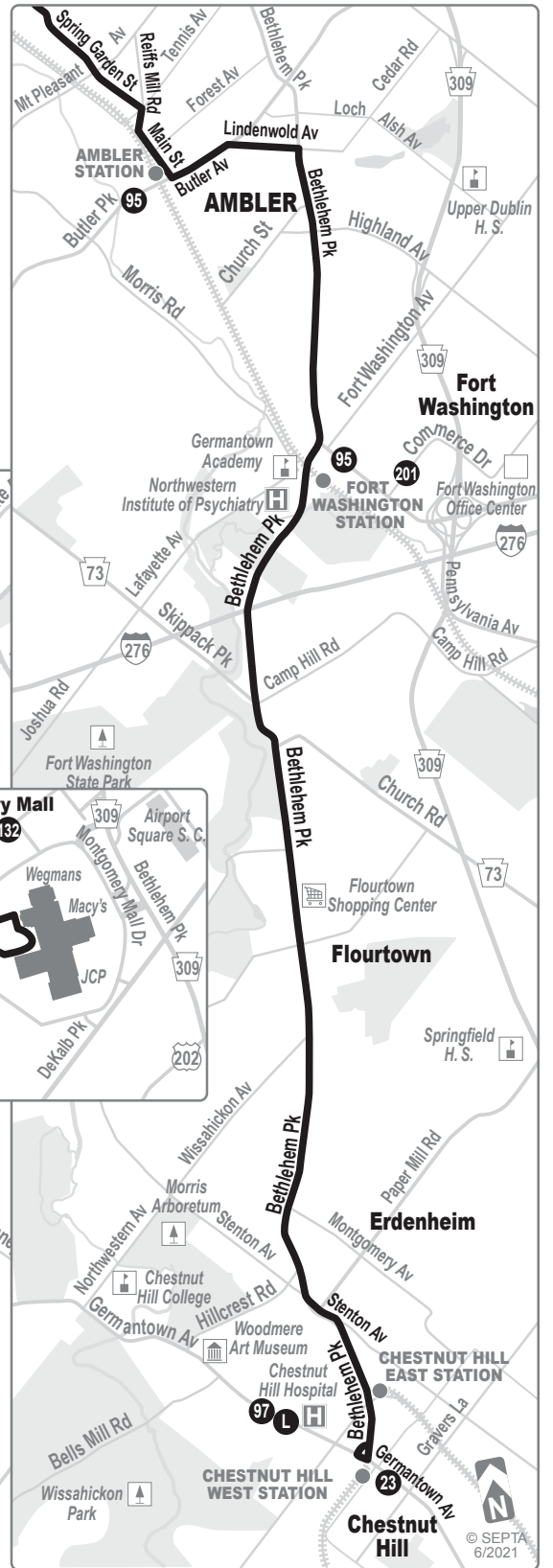
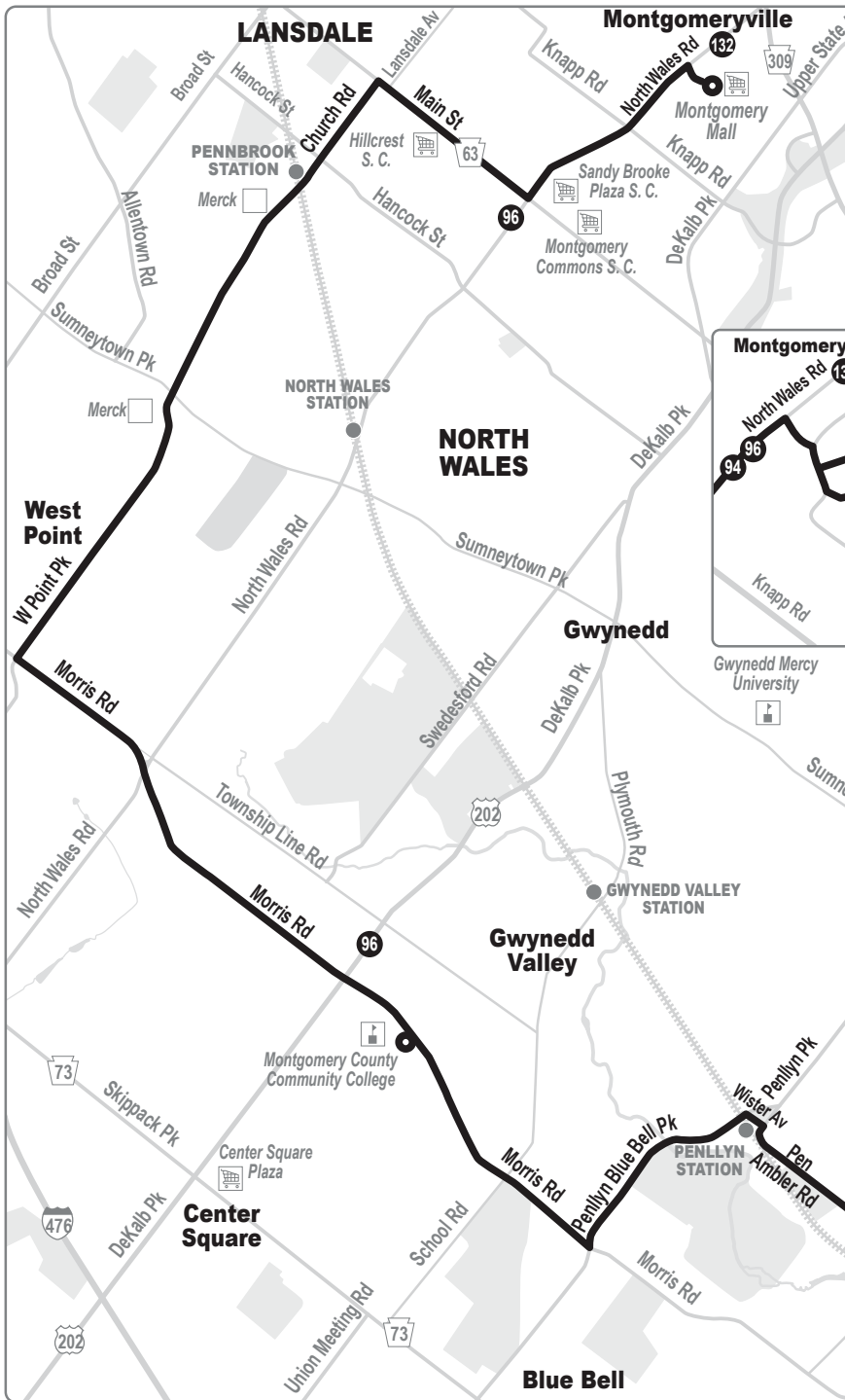
8:00A - 7:30P

OPERATING STATISTICS

ONE WAY ROUTE MILES (AVG.)	18.2	<u>RANK</u>
DAILY AVERAGE (WK) RIDERSHIP	121	39TH
VEHICLE HOURS (ANNUAL)	10,007	
VEHICLE MILES (ANNUAL)	170,972	
PEAK VEHICLES	3	
FULLY ALLOCATED EXPENSES	\$1,144,872	
PASSENGER REVENUE	\$62,008	
OPERATING RATIO	5%	39TH
ON TIME % (SEASON)	85%	

CHARACTERISTICS

MODE	BUS
DIVISION	SURFACE - SUBURBAN
OPERATING DISTRICT(S)	FRONTIER
COUNTY(S) SERVED	PHILADELPHIA, MONTGOMERY
VEHICLE SIZE	40'



© SEPTA
6/2021

95

Gulph Mills to Willow Grove Park Mall



SEPTA

Serving Swedeland, Conshohocken, Plymouth Meeting Mall and Ambler

SERVICE LEVELS (FREQUENCY IN MINUTES)

WEEKDAYS

AM PEAK	60
BASE	60
PM PEAK	60
EARLY EVENING	1 TRIP
LATE NIGHT	--
OWL	--
TOTAL TRIPS	29

SATURDAYS

AM	60
BASE	60
PM	60
EARLY EVENING	1 TRIP
LATE NIGHT	--
OWL	--
TOTAL TRIPS	26

SUNDAYS

AM	--
BASE	--
PM	--
EARLY EVENING	--
LATE NIGHT	--
OWL	--
TOTAL TRIPS	--

SERVICE SPAN

6:00A - 8:30P

6:00A - 8:30P

NO SERVICE

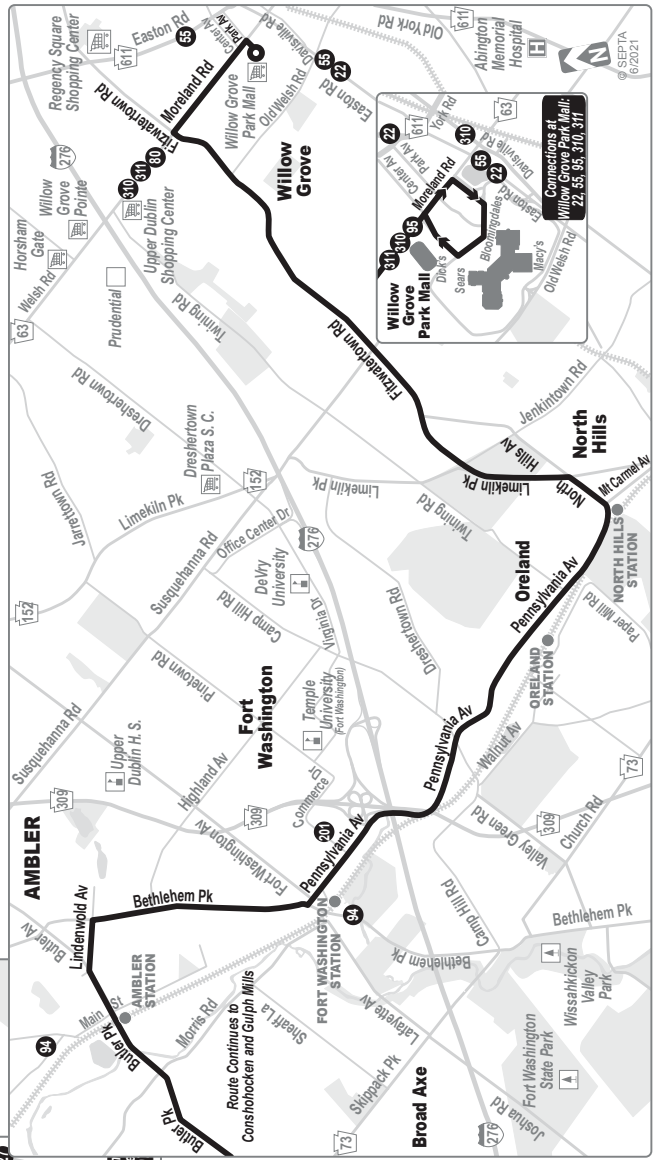
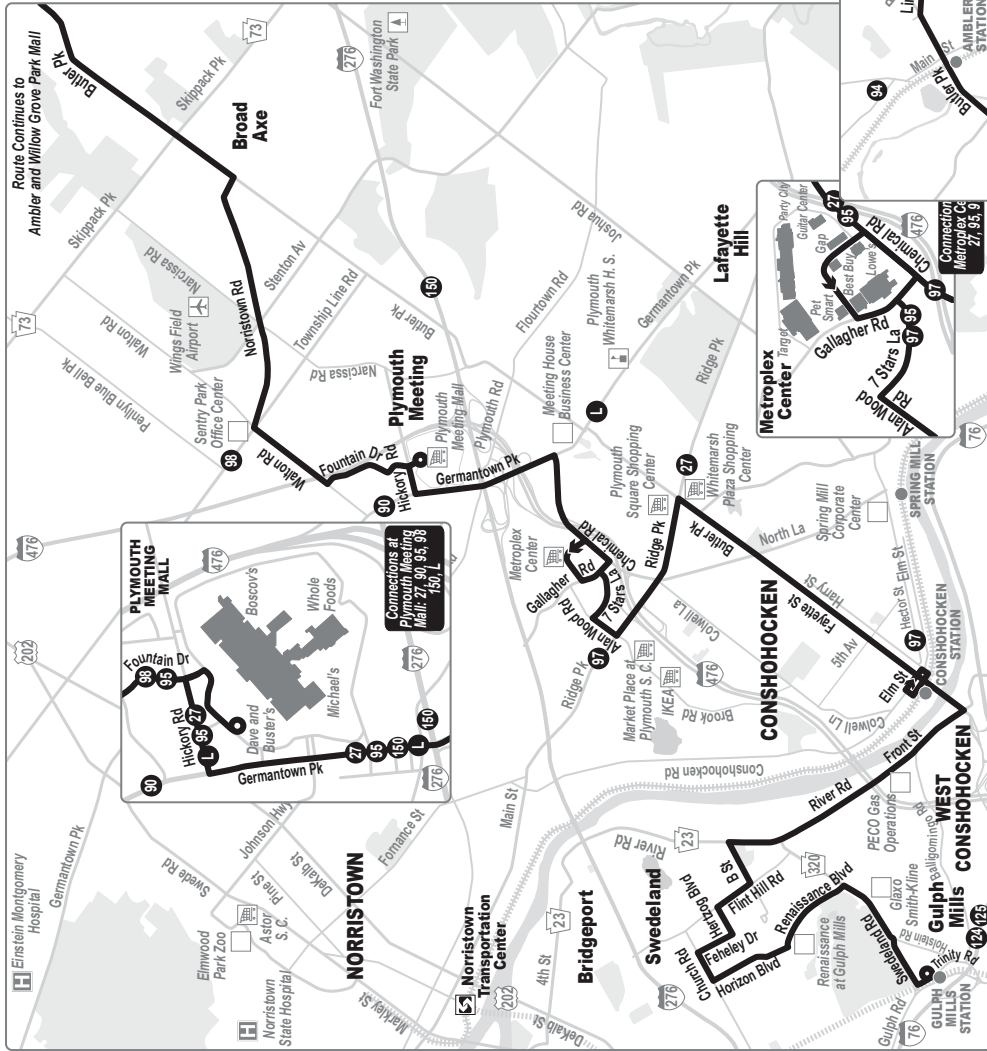
OPERATING STATISTICS

ONE WAY ROUTE MILES (AVG.)	26.0	<u>RANK</u>
DAILY AVERAGE (WK) RIDERSHIP	207	32ND
VEHICLE HOURS (ANNUAL)	19,622	
VEHICLE MILES (ANNUAL)	245,104	
PEAK VEHICLES	4	
FULLY ALLOCATED EXPENSES	\$1,908,932	
PASSENGER REVENUE	\$125,517	
OPERATING RATIO	7%	36TH
ON TIME % (SEASON)	73%	

CHARACTERISTICS

MODE
DIVISION
OPERATING DISTRICT(S)
COUNTY(S) SERVED
VEHICLE SIZE

BUS
SURFACE - SUBURBAN
FRONTIER
MONTGOMERY
40'



96

Lansdale to Norristown Transportation Center



SEPTA

Serving
Montgomery Mall

SERVICE LEVELS (FREQUENCY IN MINUTES)

WEEKDAYS

AM PEAK	30
BASE	30
PM PEAK	30
EARLY EVENING	70
LATE NIGHT	3 TRIPS
OWL	--
TOTAL TRIPS	65

SATURDAYS

AM	60
BASE	60
PM	60
EARLY EVENING	60
LATE NIGHT	3 TRIPS
OWL	--
TOTAL TRIPS	36

SUNDAYS

AM	60
BASE	60
PM	60
EARLY EVENING	60
LATE NIGHT	--
OWL	--
TOTAL TRIPS	32

SERVICE SPAN

5:00A - 12:30A

6:00A - 12:00A

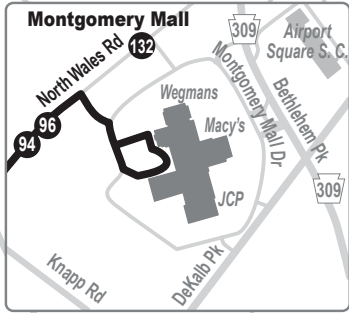
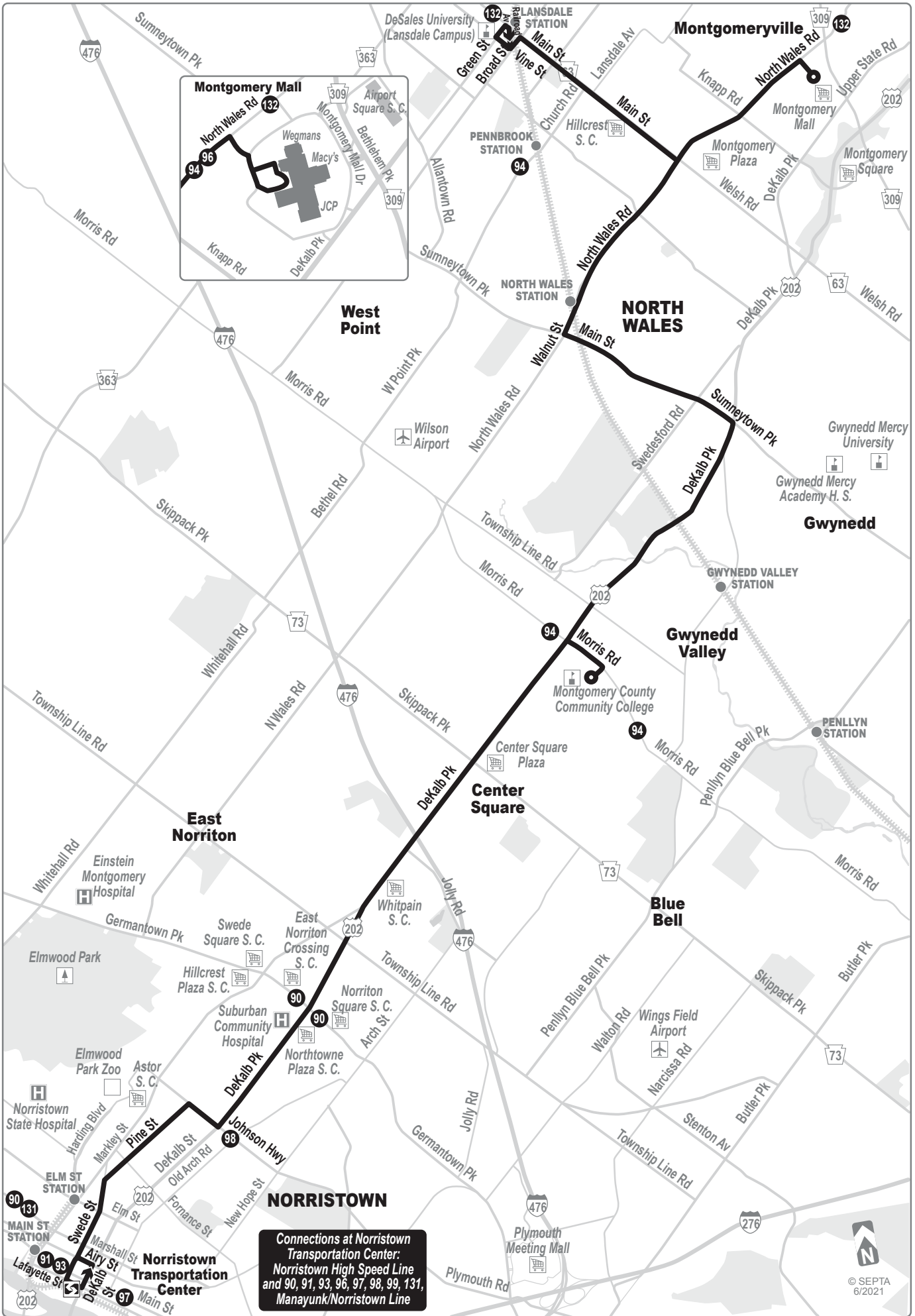
6:00A - 10:00P

OPERATING STATISTICS

ONE WAY ROUTE MILES (AVG.)	16.9	<u>RANK</u>
DAILY AVERAGE (WK) RIDERSHIP	619	13TH
VEHICLE HOURS (ANNUAL)	29,342	
VEHICLE MILES (ANNUAL)	365,472	
PEAK VEHICLES	6	
FULLY ALLOCATED EXPENSES	\$2,854,660	
PASSENGER REVENUE	\$307,142	
OPERATING RATIO	11%	12TH
ON TIME % (SEASON)	82%	

CHARACTERISTICS

MODE	BUS
DIVISION	SURFACE - SUBURBAN
OPERATING DISTRICT(S)	FRONTIER
COUNTY(S) SERVED	MONTGOMERY
VEHICLE SIZE	40'



Connections at Norristown Transportation Center:
 Norristown High Speed Line
 and 90, 91, 93, 96, 97, 98, 99, 131,
 Manayunk/Norristown Line



97

Chestnut Hill to Norristown Transportation Center



SEPTA

Serving Barren Hill
and Conshohocken

SERVICE LEVELS (FREQUENCY IN MINUTES)

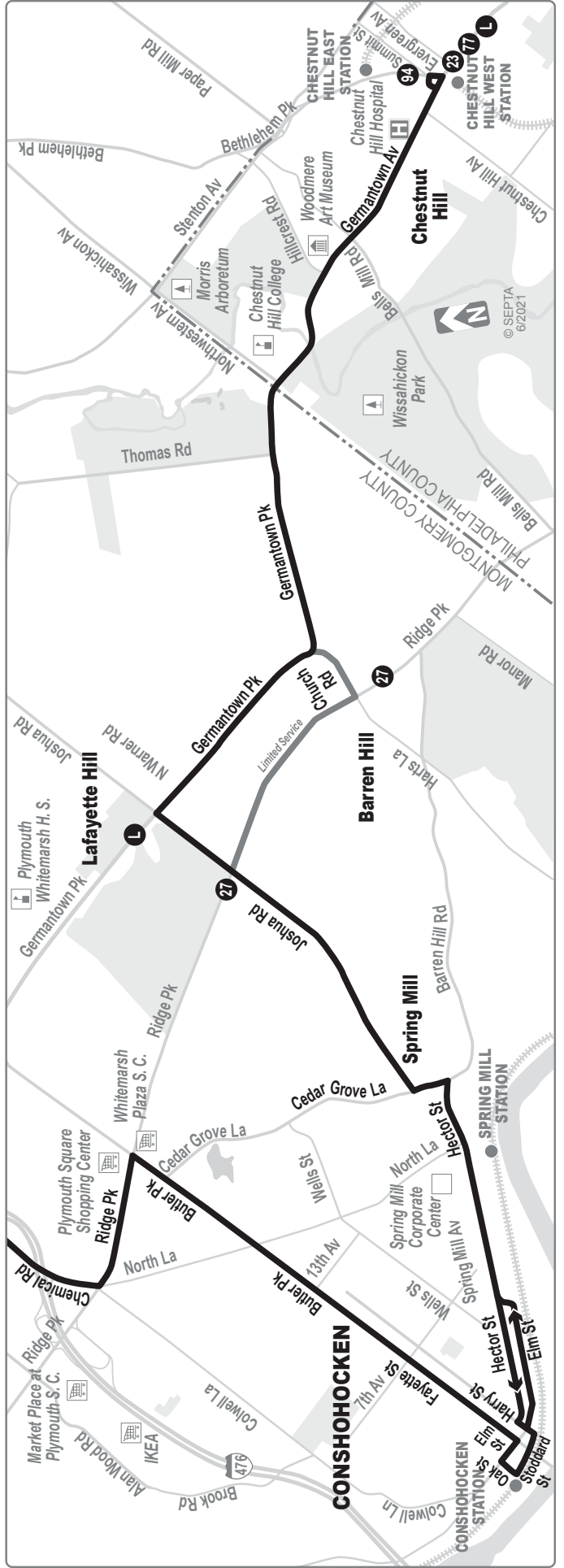
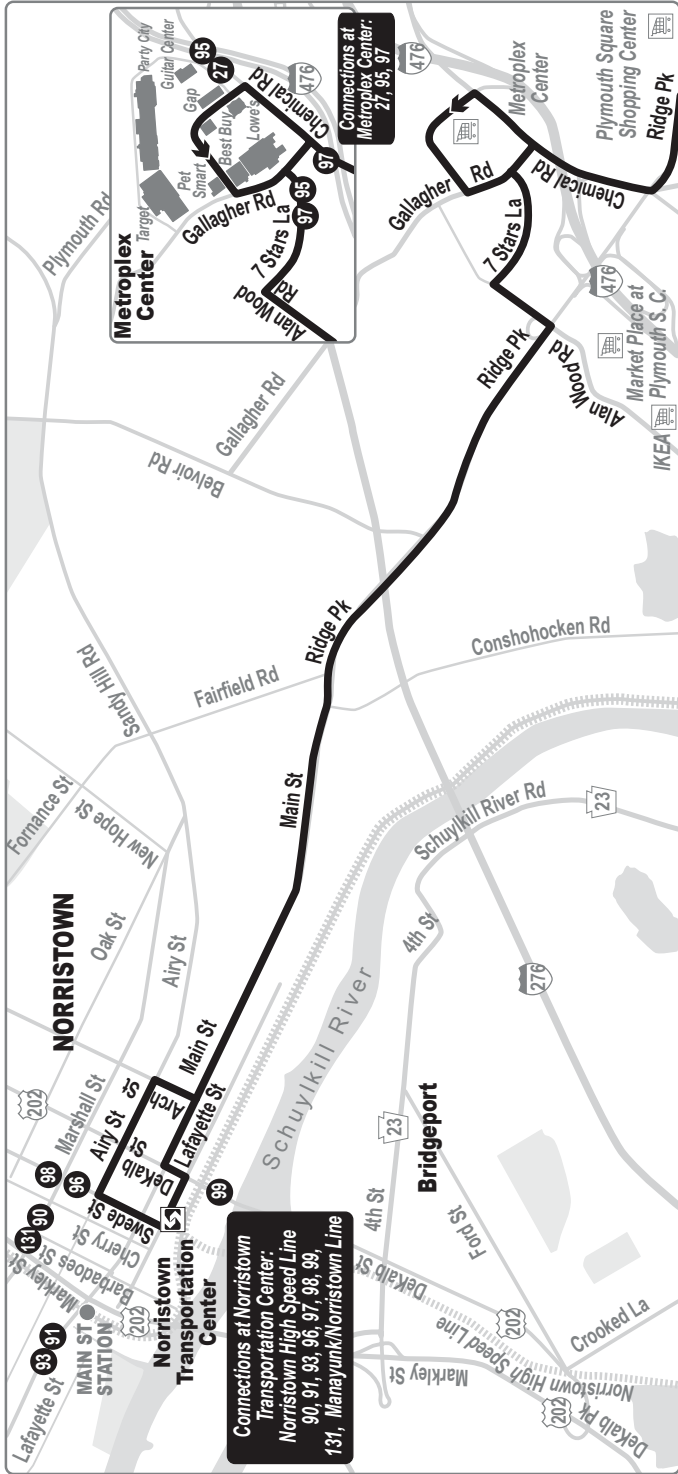
<u>WEEKDAYS</u>		<u>SATURDAYS</u>		<u>SUNDAYS</u>	
AM PEAK	60	AM	60	AM	60
BASE	60	BASE	60	BASE	60
PM PEAK	60	PM	60	PM	60
EARLY EVENING	70	EARLY EVENING	60	EARLY EVENING	2 TRIPS
LATE NIGHT	35	LATE NIGHT	3 TRIPS	LATE NIGHT	--
OWL	--	OWL	--	OWL	--
TOTAL TRIPS	40	TOTAL TRIPS	36	TOTAL TRIPS	28
SERVICE SPAN	5:00A - 12:30A	6:00A - 11:30P		7:00A - 10:00P	

OPERATING STATISTICS

		<u>RANK</u>
ONE WAY ROUTE MILES (AVG.)	13.4	
DAILY AVERAGE (WK) RIDERSHIP	272	29TH
VEHICLE HOURS (ANNUAL)	15,919	
VEHICLE MILES (ANNUAL)	172,667	
PEAK VEHICLES	2	
FULLY ALLOCATED EXPENSES	\$1,381,678	
PASSENGER REVENUE	\$140,148	
OPERATING RATIO	10%	14TH
ON TIME % (SEASON)	89%	

CHARACTERISTICS

MODE	BUS
DIVISION	SURFACE - SUBURBAN
OPERATING DISTRICT(S)	FRONTIER
COUNTY(S) SERVED	MONTGOMERY, PHILADELPHIA
VEHICLE SIZE	40'



98

Blue Bell or Plymouth Meeting Mall to Norristown Transportation Center



 SEPTA

SERVICE LEVELS (FREQUENCY IN MINUTES)

WEEKDAYS

AM PEAK	30
BASE	30
PM PEAK	30
EARLY EVENING	70
LATE NIGHT	3 TRIPS
OWL	--
TOTAL TRIPS	60

SATURDAYS

AM	60
BASE	60
PM	60
EARLY EVENING	60
LATE NIGHT	2 TRIPS
OWL	--
TOTAL TRIPS	34

SUNDAYS

AM	--
BASE	60
PM	60
EARLY EVENING	--
LATE NIGHT	--
OWL	--
TOTAL TRIPS	20

SERVICE SPAN

6:00A - 11:30A

6:00A - 11:00P

9:00A - 7:00P

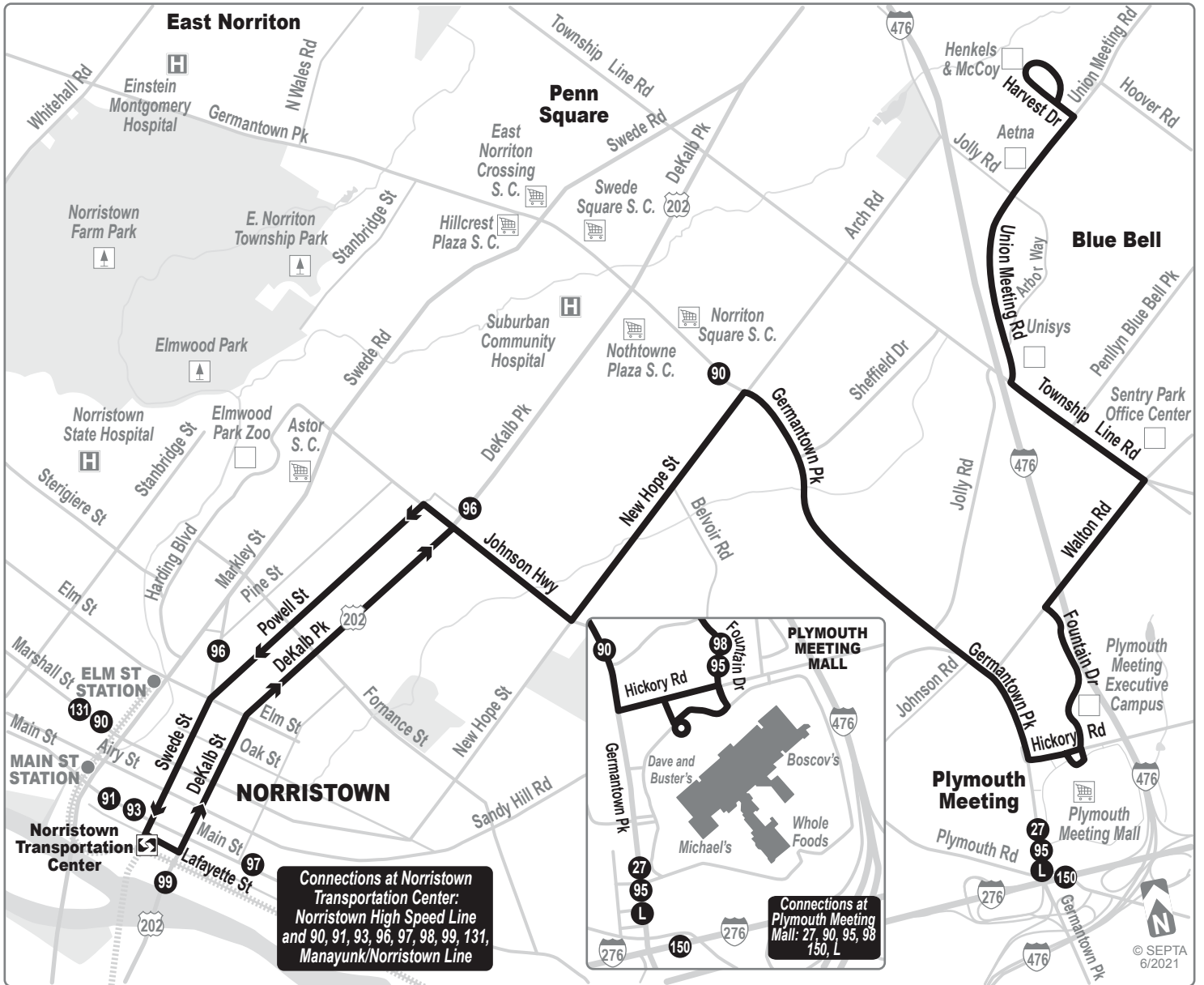
OPERATING STATISTICS

ONE WAY ROUTE MILES (AVG.)	8.5	<u>RANK</u>
DAILY AVERAGE (WK) RIDERSHIP	357	25TH
VEHICLE HOURS (ANNUAL)	14,349	
VEHICLE MILES (ANNUAL)	156,895	
PEAK VEHICLES	3	
FULLY ALLOCATED EXPENSES	\$1,366,506	
PASSENGER REVENUE	\$197,056	
OPERATING RATIO	14%	4TH
ON TIME % (SEASON)	90%	

CHARACTERISTICS

MODE
DIVISION
OPERATING DISTRICT(S)
COUNTY(S) SERVED
VEHICLE SIZE

BUS
SURFACE - SUBURBAN
FRONTIER
MONTGOMERY
40'



99

Phoenixville to Norristown Transportation Center



SEPTA

Serving
King of Prussia

SERVICE LEVELS (FREQUENCY IN MINUTES)

WEEKDAYS

AM PEAK	30
BASE	30
PM PEAK	30
EARLY EVENING	70
LATE NIGHT	1 TRIP
OWL	--
TOTAL TRIPS	62

SATURDAYS

AM	60
BASE	30
PM	30
EARLY EVENING	60
LATE NIGHT	3 TRIPS
OWL	--
TOTAL TRIPS	55

SUNDAYS

AM	60
BASE	60
PM	60
EARLY EVENING	60
LATE NIGHT	2 TRIPS
OWL	--
TOTAL TRIPS	33

SERVICE
SPAN

5:00A - 12:00A

5:30A - 12:30A

6:00A - 11:30P

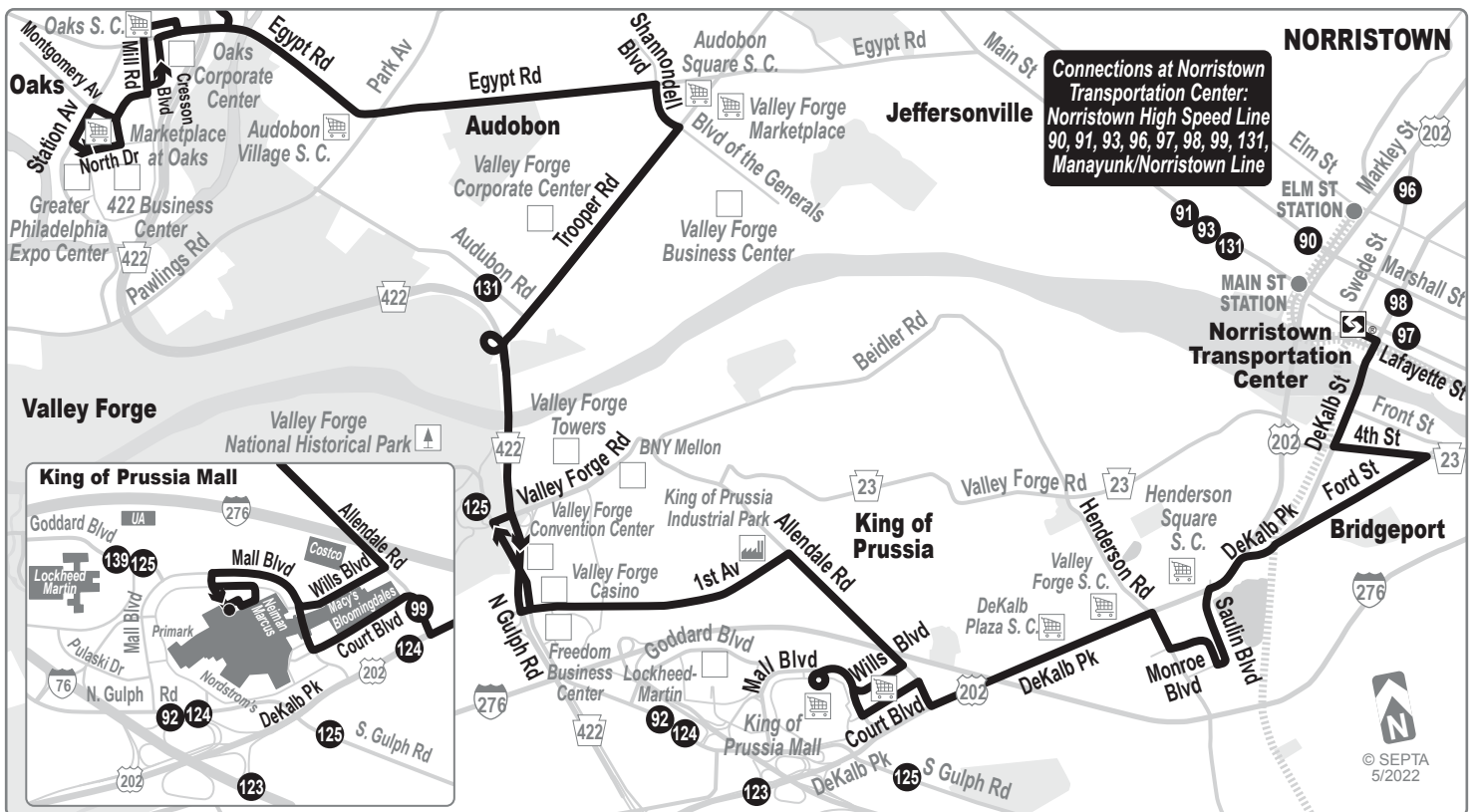
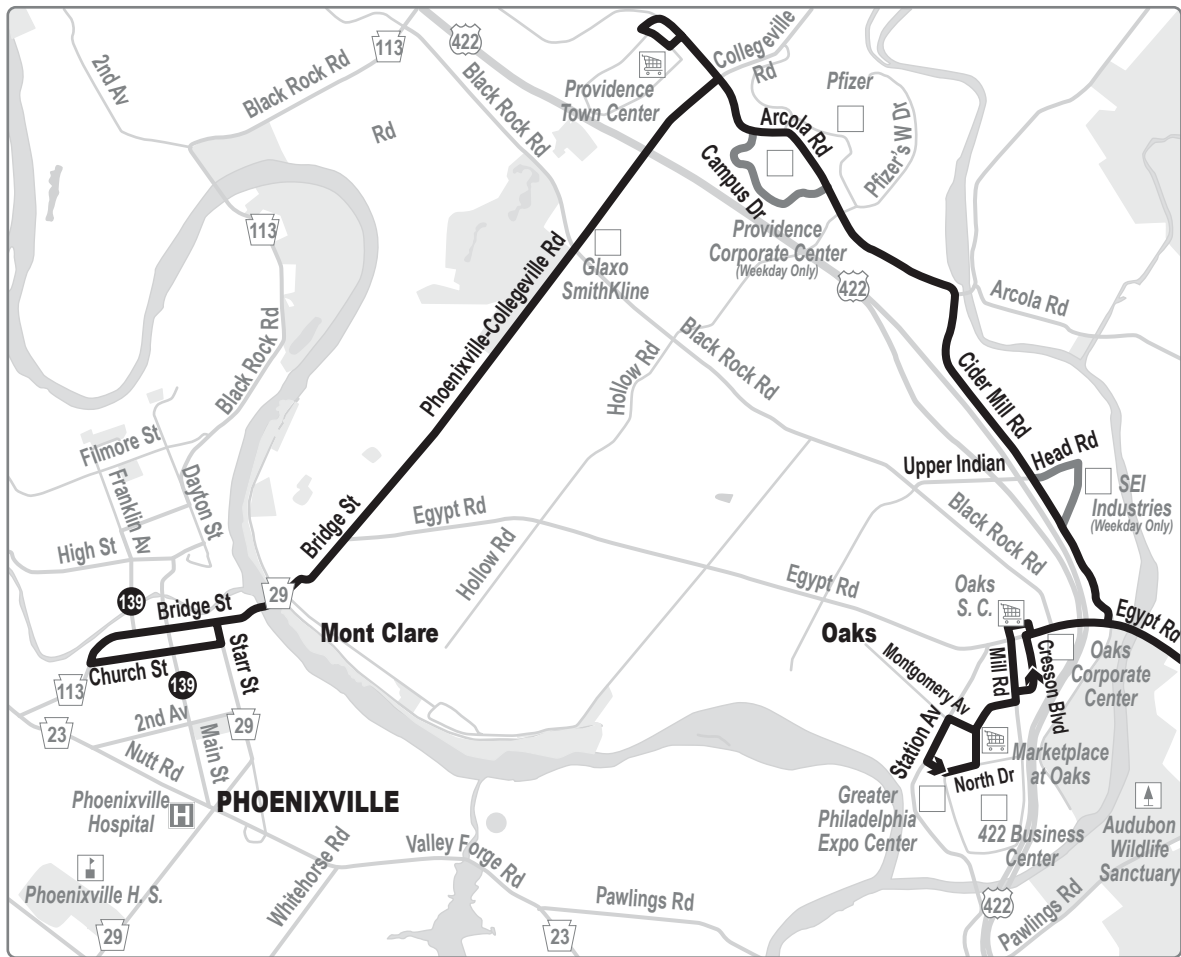
OPERATING STATISTICS

ONE WAY ROUTE MILES (AVG.)	23.2	<u>RANK</u>
DAILY AVERAGE (WK) RIDERSHIP	638	12TH
VEHICLE HOURS (ANNUAL)	27,689	
VEHICLE MILES (ANNUAL)	407,239	
PEAK VEHICLES	8	
FULLY ALLOCATED EXPENSES	\$3,029,216	
PASSENGER REVENUE	\$326,678	
OPERATING RATIO	11%	11TH
ON TIME % (SEASON)	86%	

CHARACTERISTICS

MODE
DIVISION
OPERATING DISTRICT(S)
COUNTY(S) SERVED
VEHICLE SIZE

BUS
SURFACE - SUBURBAN
FRONTIER
MONTGOMERY, CHESTER
40'



101

Media to 69th Street Transportation Center



SEPTA
Serving
Springfield

SERVICE LEVELS (FREQUENCY IN MINUTES)

<u>WEEKDAYS</u>		<u>SATURDAYS</u>		<u>SUNDAYS</u>	
AM PEAK	20	AM	30	AM	30
BASE	30	BASE	30	BASE	30
PM PEAK	20	PM	30	PM	30
EARLY EVENING	30	EARLY EVENING	60	EARLY EVENING	40
LATE NIGHT	30	LATE NIGHT	60	LATE NIGHT	60
OWL	--	OWL	--	OWL	--
TOTAL TRIPS	100	TOTAL TRIPS	68	TOTAL TRIPS	64

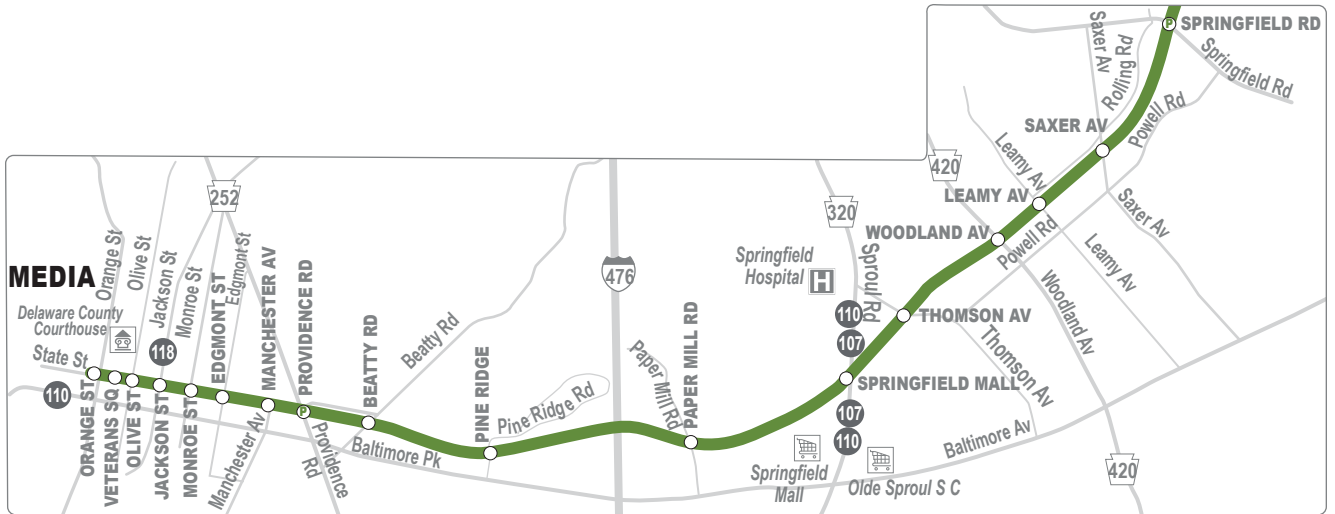
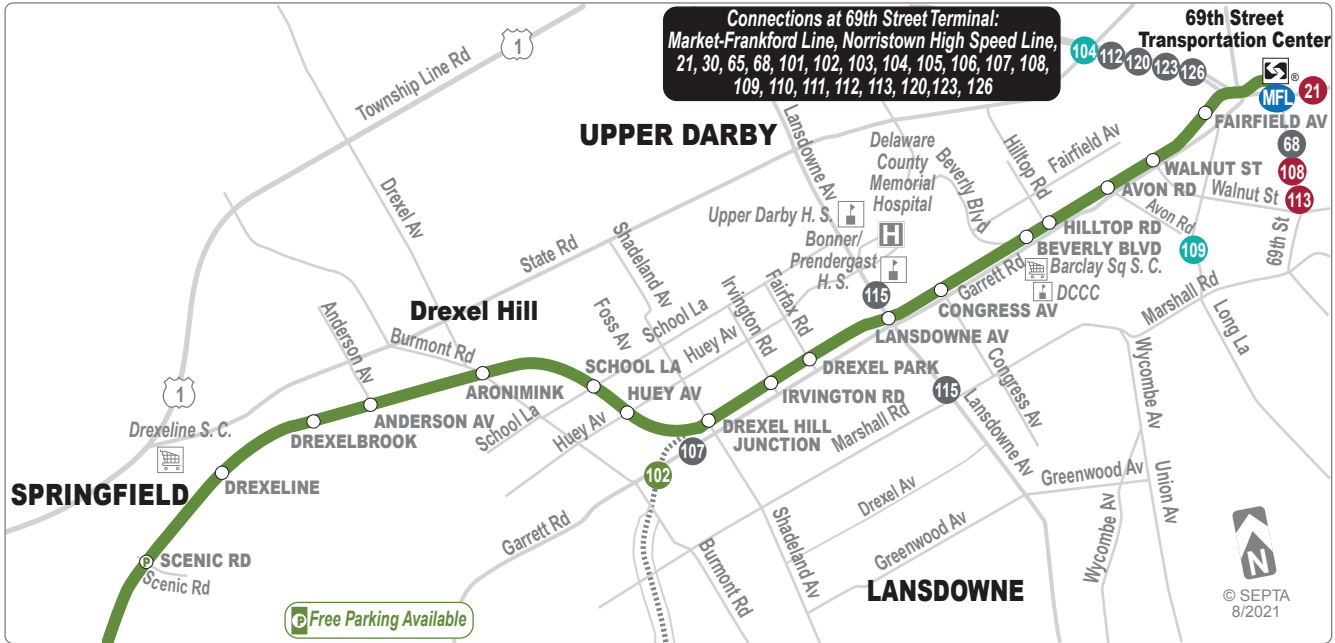
SERVICE SPAN	4:00A - 1:30A	5:30A - 2:00A	6:00A - 2:00A
--------------	---------------	---------------	---------------

OPERATING STATISTICS

		<u>RANK</u>
ONE WAY ROUTE MILES (AVG.)	8.6	
DAILY AVERAGE (WK) RIDERSHIP	3,844	2ND
VEHICLE HOURS (ANNUAL)	26,359	
VEHICLE MILES (ANNUAL)	245,140	
PEAK VEHICLES	9	
FULLY ALLOCATED EXPENSES	\$6,641,064	
PASSENGER REVENUE	\$536,448	
OPERATING RATIO	8%	27TH
ON TIME % (SEASON)	80%	

CHARACTERISTICS

MODE	TROLLEY
DIVISION	SURFACE - SUBURBAN
OPERATING DISTRICT(S)	VICTORY
COUNTY(S) SERVED	DELAWARE
VEHICLE SIZE	53' CAR (OPERATED AS ONE AND TWO CAR TRAINS)



102

Sharon Hill to 69th Street Transportation Center



SEPTA

Serving Aldan

SERVICE LEVELS (FREQUENCY IN MINUTES)

WEEKDAYS

AM PEAK	17
BASE	30
PM PEAK	17
EARLY EVENING	30
LATE NIGHT	30
OWL	--
TOTAL TRIPS	110

SATURDAYS

AM	30
BASE	30
PM	30
EARLY EVENING	30
LATE NIGHT	60
OWL	--
TOTAL TRIPS	70

SUNDAYS

AM	30
BASE	30
PM	30
EARLY EVENING	60
LATE NIGHT	60
OWL	--
TOTAL TRIPS	70

SERVICE SPAN

4:30A - 2:30A

5:00A - 1:00A

5:00A - 1:00A

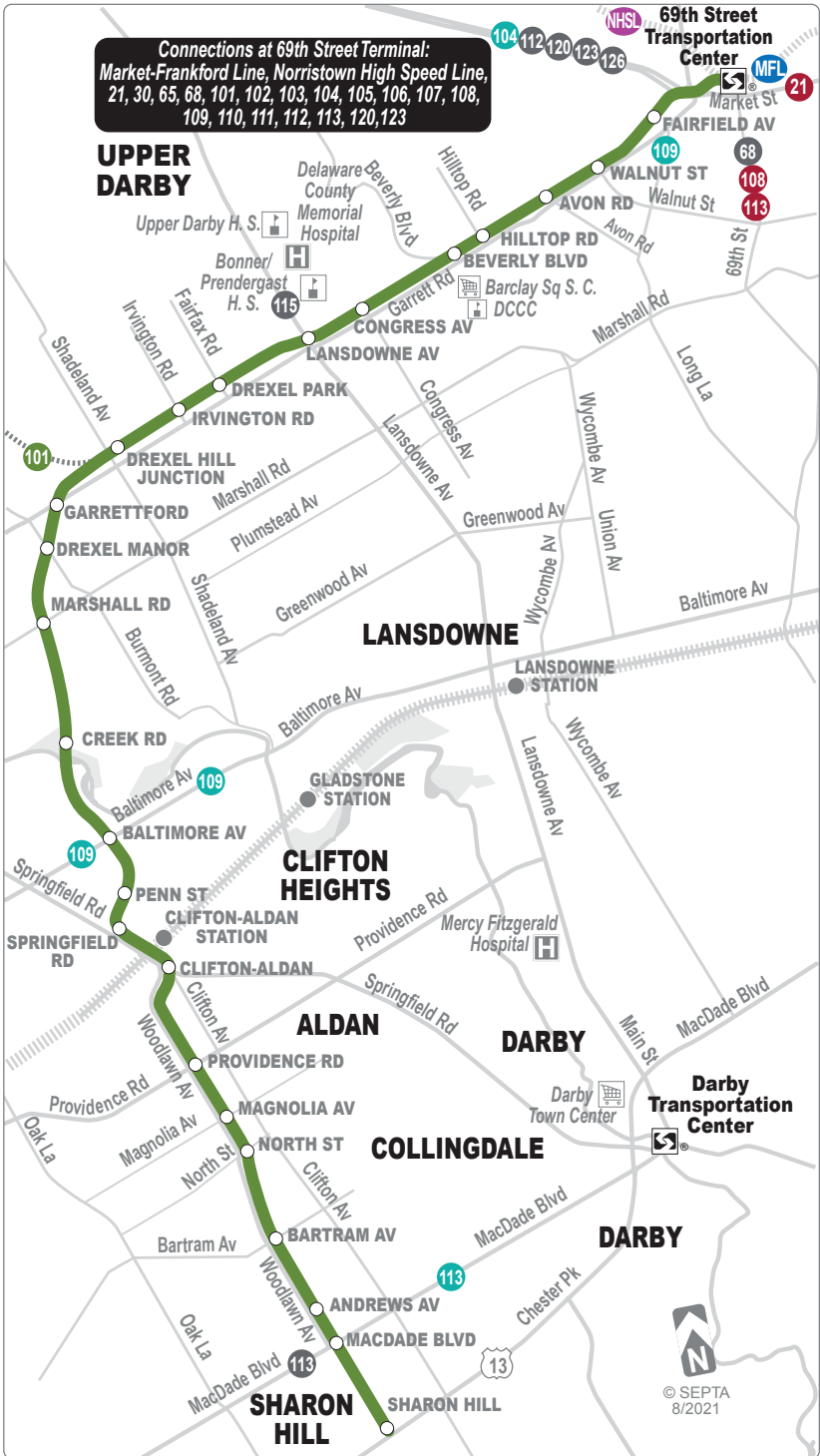
OPERATING STATISTICS

		<u>RANK</u>
ONE WAY ROUTE MILES (AVG.)	5.2	
DAILY AVERAGE (WK) RIDERSHIP	3,888	1ST
VEHICLE HOURS (ANNUAL)	16,618	
VEHICLE MILES (ANNUAL)	154,544	
PEAK VEHICLES	5	
FULLY ALLOCATED EXPENSES	\$3,942,666	
PASSENGER REVENUE	\$532,523	
OPERATING RATIO	14%	5TH
ON TIME % (SEASON)	84%	

CHARACTERISTICS

MODE	TROLLEY
DIVISION	SURFACE - SUBURBAN
OPERATING DISTRICT(S)	VICTORY
COUNTY(S) SERVED	DELAWARE
VEHICLE SIZE	53' CAR (OPERATED AS ONE AND TWO CAR TRAINS)

Connections at 69th Street Terminal:
 Market-Frankford Line, Norristown High Speed Line,
 21, 30, 65, 68, 101, 102, 103, 104, 105, 106, 107, 108,
 109, 110, 111, 112, 113, 120, 123



103

Ardmore to 69th Street Transportation Center



SEPTA

Serving
Brookline and
Overbrook Park

SERVICE LEVELS (FREQUENCY IN MINUTES)

WEEKDAYS

AM PEAK	15
BASE	60
PM PEAK	30
EARLY EVENING	50
LATE NIGHT	2 TRIPS
OWL	--
TOTAL TRIPS	57

SATURDAYS

AM	60
BASE	60
PM	60
EARLY EVENING	60
LATE NIGHT	2 TRIPS
OWL	--
TOTAL TRIPS	35

SUNDAYS

AM	60
BASE	60
PM	60
EARLY EVENING	60
LATE NIGHT	--
OWL	--
TOTAL TRIPS	32

SERVICE SPAN

5:00A - 11:00P

6:00A - 11:30P

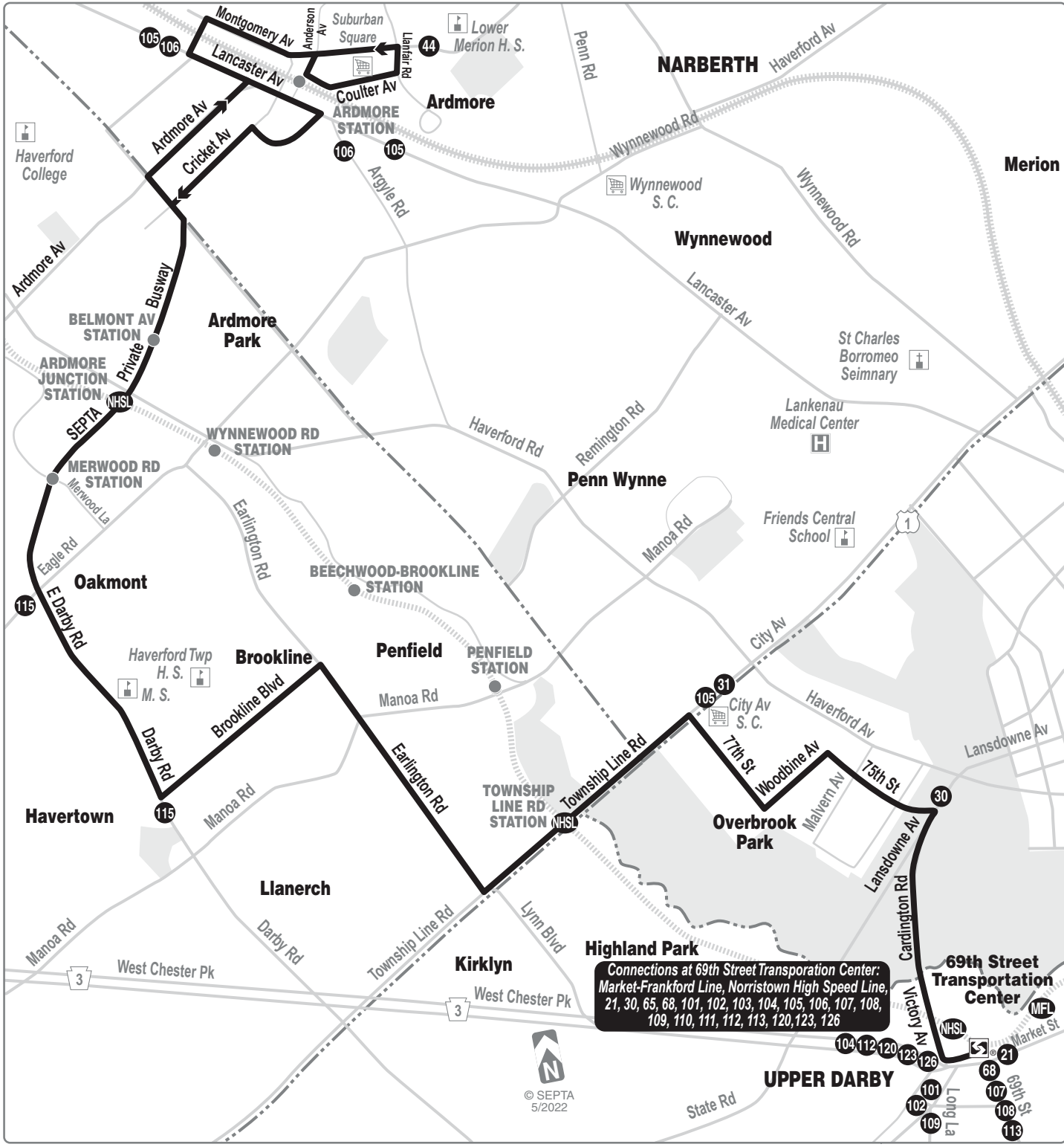
7:00A - 10:30P

OPERATING STATISTICS

ONE WAY ROUTE MILES (AVG.)	8.4	<u>RANK</u>
DAILY AVERAGE (WK) RIDERSHIP	405	22ND
VEHICLE HOURS (ANNUAL)	14,468	
VEHICLE MILES (ANNUAL)	128,040	
PEAK VEHICLES	4	
FULLY ALLOCATED EXPENSES	\$1,804,979	
PASSENGER REVENUE	\$155,838	
OPERATING RATIO	9%	22ND
ON TIME % (SEASON)	85%	

CHARACTERISTICS

MODE	BUS
DIVISION	SURFACE -SUBURBAN
OPERATING DISTRICT(S)	VICTORY
COUNTY(S) SERVED	DELAWARE, MONTGOMERY, PHILADELPHIA
VEHICLE SIZE	40'



Connections at 69th Street Transportation Center:
 Market-Frankford Line, Norristown High Speed Line,
 21, 30, 65, 68, 101, 102, 103, 104, 105, 106, 107, 108,
 109, 110, 111, 112, 113, 120, 123, 126



104

West Chester University to 69th Street Transportation Center



SEPTA

Serving
Newtown Square

SERVICE LEVELS (FREQUENCY IN MINUTES)

WEEKDAYS

AM PEAK	30
BASE	30
PM PEAK	30
EARLY EVENING	30
LATE NIGHT	60
OWL	--
TOTAL TRIPS	116

SATURDAYS

AM	30
BASE	60
PM	45
EARLY EVENING	60
LATE NIGHT	60
OWL	--
TOTAL TRIPS	53

SUNDAYS

AM	30
BASE	30
PM	30
EARLY EVENING	30
LATE NIGHT	45
OWL	--
TOTAL TRIPS	61

SERVICE SPAN

4:00A - 2:30A

5:00A - 2:00A

5:00A - 2:00A

OPERATING STATISTICS

ONE WAY ROUTE MILES (AVG.)	21.3	<u>RANK</u>
DAILY AVERAGE (WK) RIDERSHIP	1,485	7TH
VEHICLE HOURS (ANNUAL)	43,482	
VEHICLE MILES (ANNUAL)	640,041	
PEAK VEHICLES	11	
FULLY ALLOCATED EXPENSES	\$5,785,175	
PASSENGER REVENUE	\$618,926	
OPERATING RATIO	11%	13TH
ON TIME % (SEASON)	72%	

CHARACTERISTICS

MODE
DIVISION
OPERATING DISTRICT(S)
COUNTY(S) SERVED
VEHICLE SIZE

BUS
SURFACE - SUBURBAN
VICTORY
DELAWARE, CHESTER
40'



105

Rosemont to 69th Street Transportation Center



SEPTA

Serving
Ardmore and
Lankenau
Medical Center

SERVICE LEVELS (FREQUENCY IN MINUTES)

WEEKDAYS

AM PEAK	30
BASE	60
PM PEAK	30
EARLY EVENING	60
LATE NIGHT	3 TRIPS
OWL	--
TOTAL TRIPS	53

SATURDAYS

AM	60
BASE	60
PM	60
EARLY EVENING	60
LATE NIGHT	3 TRIPS
OWL	--
TOTAL TRIPS	34

SUNDAYS

AM	60
BASE	60
PM	60
EARLY EVENING	60
LATE NIGHT	3 TRIPS
OWL	--
TOTAL TRIPS	34

SERVICE
SPAN

5:00A - 12:00A

6:30A - 12:00A

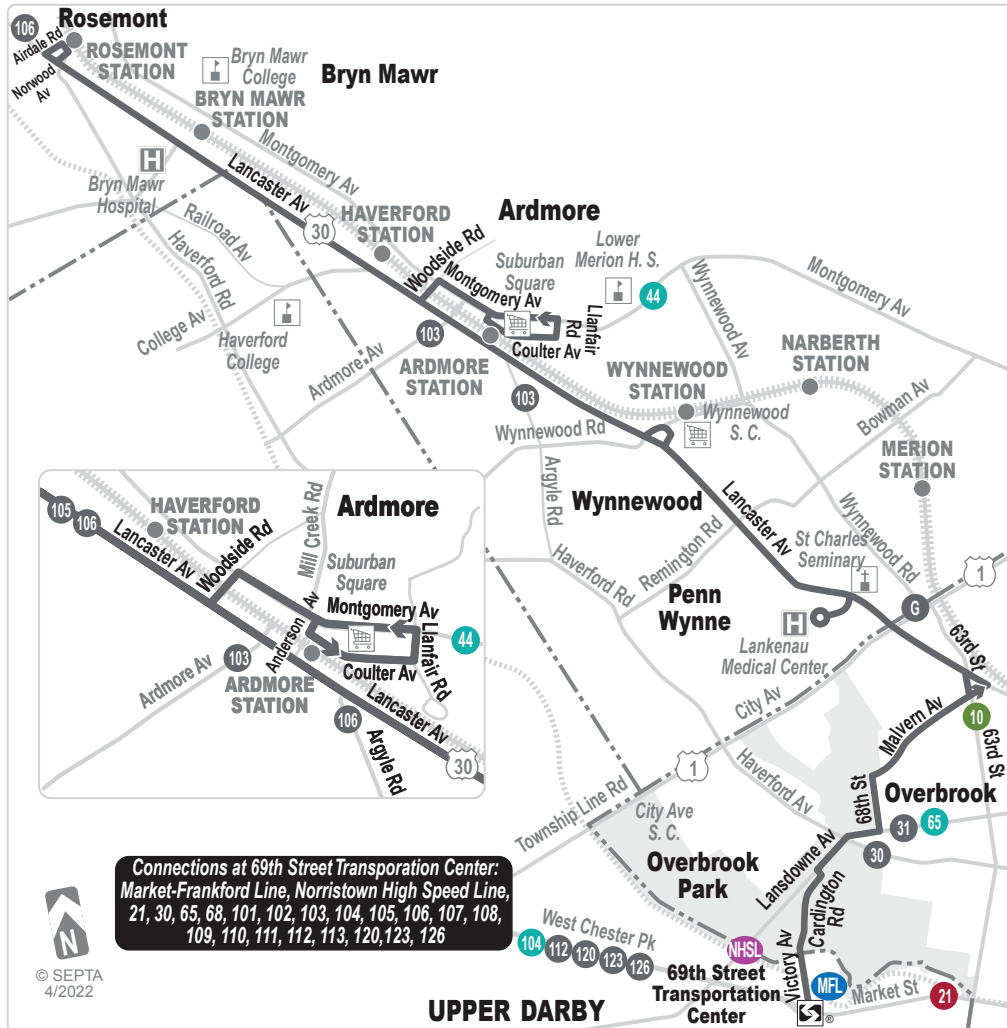
6:30A - 12:00A

OPERATING STATISTICS

ONE WAY ROUTE MILES (AVG.)	8.9	<u>RANK</u>
DAILY AVERAGE (WK) RIDERSHIP	617	14TH
VEHICLE HOURS (ANNUAL)	15,201	
VEHICLE MILES (ANNUAL)	146,989	
PEAK VEHICLES	4	
FULLY ALLOCATED EXPENSES	\$1,893,969	
PASSENGER REVENUE	\$248,141	
OPERATING RATIO	13%	7TH
ON TIME % (SEASON)	85%	

CHARACTERISTICS

MODE	BUS
DIVISION	SURFACE - SUBURBAN
OPERATING DISTRICT(S)	VICTORY
COUNTY(S) SERVED	DELAWARE, MONTGOMERY, PHILADELPHIA
VEHICLE SIZE	40'



106

Paoli to 69th Street Transportation Center



SEPTA

Serving
Penn Wynne
and Ardmore

SERVICE LEVELS (FREQUENCY IN MINUTES)

WEEKDAYS

AM PEAK	40
BASE	60
PM PEAK	30
EARLY EVENING	1 TRIP
LATE NIGHT	--
OWL	--
TOTAL TRIPS	38

SATURDAYS

AM	2 TRIPS
BASE	60
PM	60
EARLY EVENING	--
LATE NIGHT	--
OWL	--
TOTAL TRIPS	24

SUNDAYS

AM	--
BASE	--
PM	--
EARLY EVENING	--
LATE NIGHT	--
OWL	--
TOTAL TRIPS	--

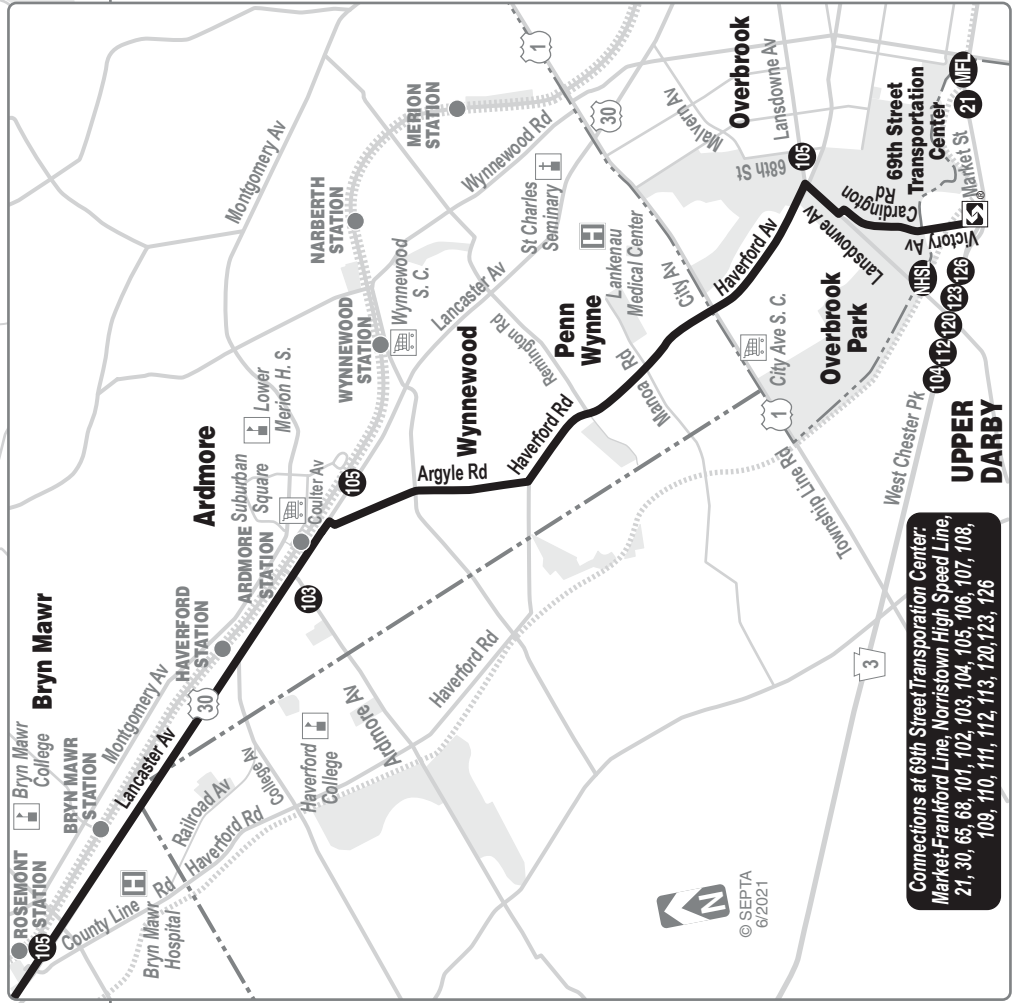
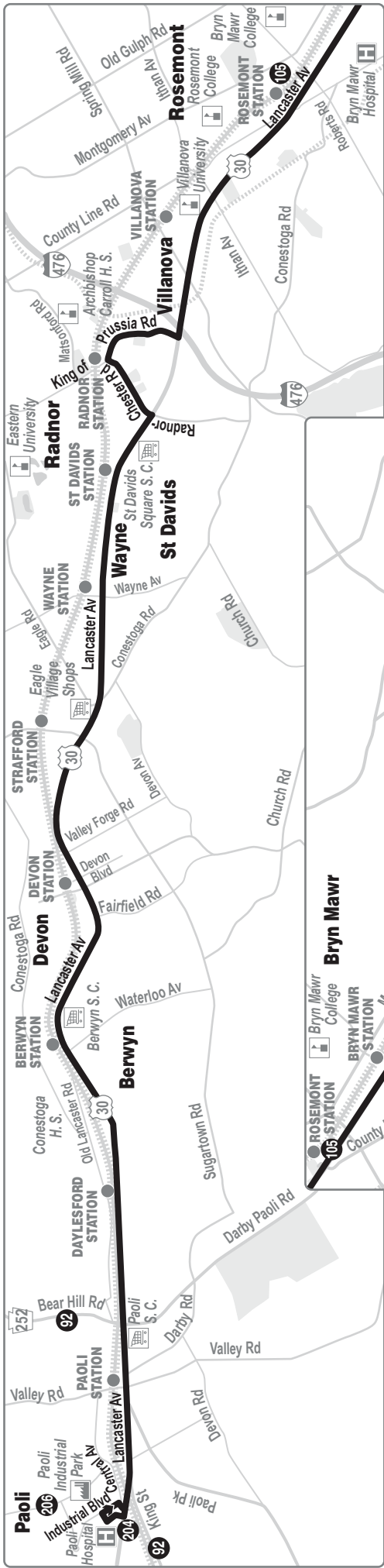
SERVICE SPAN	5:30A - 8:30P	7:00A - 7:00P	NO SERVICE
---------------------	----------------------	----------------------	-------------------

OPERATING STATISTICS

ONE WAY ROUTE MILES (AVG.)	16.8	<u>RANK</u>
DAILY AVERAGE (WK) RIDERSHIP	582	18TH
VEHICLE HOURS (ANNUAL)	16,125	
VEHICLE MILES (ANNUAL)	177,052	
PEAK VEHICLES	5	
FULLY ALLOCATED EXPENSES	\$2,149,417	
PASSENGER REVENUE	\$216,667	
OPERATING RATIO	10%	16TH
ON TIME % (SEASON)	76%	

CHARACTERISTICS

MODE	BUS
DIVISION	SURFACE - SUBURBAN
OPERATING DISTRICT(S)	VICTORY
COUNTY(S) SERVED	CHESTER, DELAWARE, MONTGOMERY, PHILADELPHIA
VEHICLE SIZE	40'



Connections at 69th Street Transportation Center:
 Market-Frankford Line, Norristown High Speed Line,
 21, 30, 65, 68, 101, 102, 103, 104, 105, 106, 107, 108,
 109, 110, 111, 112, 113, 120, 123, 126

© SEPTA
 6/2021

107

Lawrence Park to 69th Street Transportation Center



SEPTA

Serving
Springfield Mall

SERVICE LEVELS (FREQUENCY IN MINUTES)

WEEKDAYS

AM PEAK	60
BASE	60
PM PEAK	45
EARLY EVENING	60
LATE NIGHT	1 TRIP
OWL	--
TOTAL TRIPS	46

SATURDAYS

AM	60
BASE	60
PM	60
EARLY EVENING	60
LATE NIGHT	1 TRIP
OWL	--
TOTAL TRIPS	28

SUNDAYS

AM	--
BASE	--
PM	--
EARLY EVENING	--
LATE NIGHT	--
OWL	--
TOTAL TRIPS	--

SERVICE SPAN

5:30A - 11:30P

7:30A - 11:00P

NO SERVICE

OPERATING STATISTICS

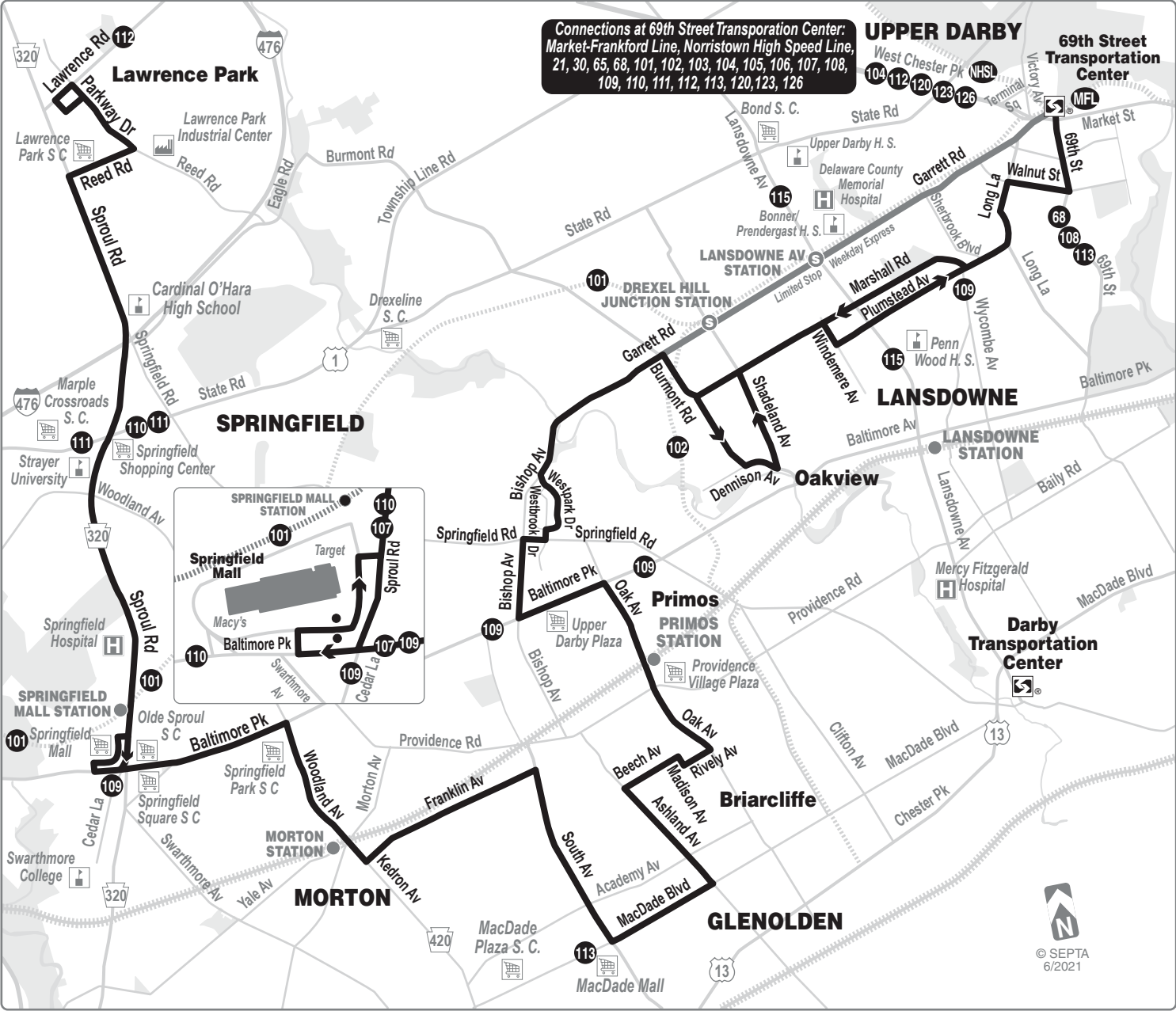
ONE WAY ROUTE MILES (AVG.)	17.9	<u>RANK</u>
DAILY AVERAGE (WK) RIDERSHIP	469	21ST
VEHICLE HOURS (ANNUAL)	18,961	
VEHICLE MILES (ANNUAL)	210,086	
PEAK VEHICLES	6	
FULLY ALLOCATED EXPENSES	\$2,546,957	
PASSENGER REVENUE	\$178,667	
OPERATING RATIO	7%	31ST
ON TIME % (SEASON)	76%	

CHARACTERISTICS

MODE
DIVISION
OPERATING DISTRICT(S)
COUNTY(S) SERVED
VEHICLE SIZE

BUS
SURFACE - SUBURBAN
VICTORY
DELAWARE
40'

Connections at 69th Street Transportation Center:
 Market-Frankford Line, Norristown High Speed Line,
 21, 30, 65, 68, 101, 102, 103, 104, 105, 106, 107, 108,
 109, 110, 111, 112, 113, 120, 123, 126



108

Airport and Airport Business Center to 69th Street Transportation Center



Serving Eastwick and Yeadon; Limited Weeknight Service to UPS

SERVICE LEVELS (FREQUENCY IN MINUTES)

WEEKDAYS

AM PEAK	15
BASE	15
PM PEAK	12
EARLY EVENING	15
LATE NIGHT	30
OWL	30/60/30
TOTAL TRIPS	161

SATURDAYS

AM	30
BASE	25
PM	20
EARLY EVENING	20
LATE NIGHT	30
OWL	60
TOTAL TRIPS	102

SUNDAYS

AM	30
BASE	30
PM	30
EARLY EVENING	30
LATE NIGHT	60
OWL	60
TOTAL TRIPS	86

SERVICE SPAN

24 HOURS

24 HOURS

24 HOURS

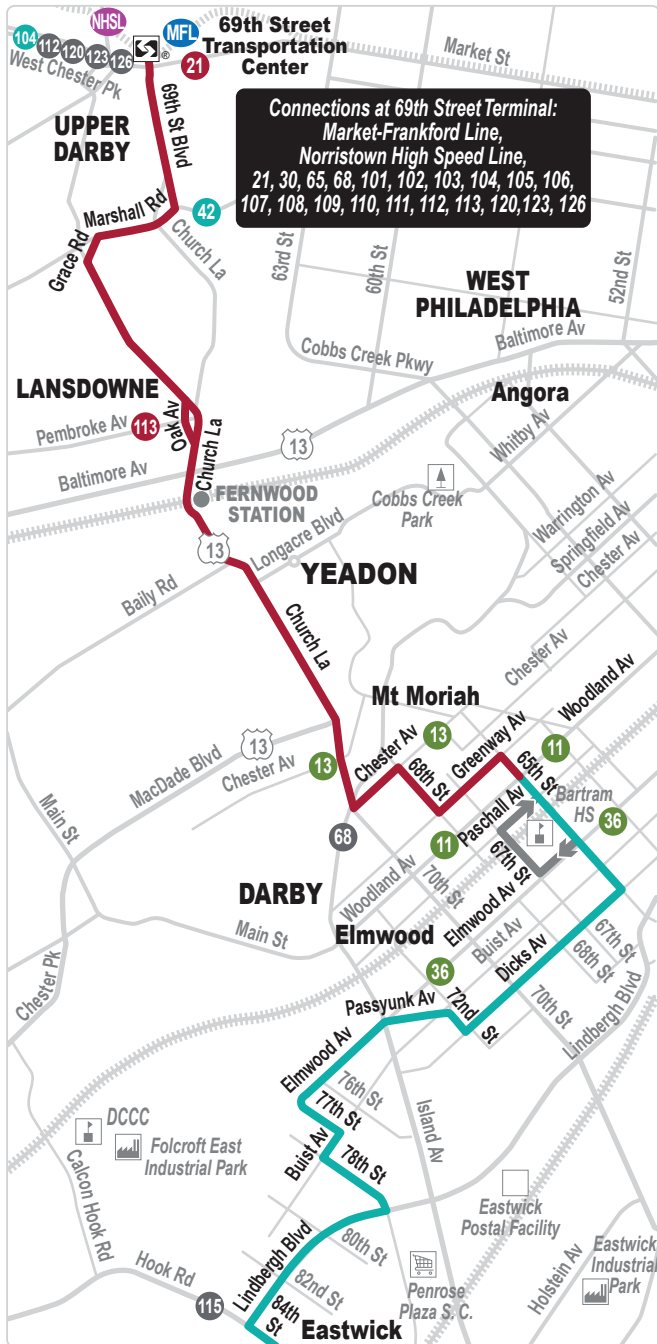
OPERATING STATISTICS

ONE WAY ROUTE MILES (AVG.)	14.2	<u>RANK</u>
DAILY AVERAGE (WK) RIDERSHIP	2,533	5TH
VEHICLE HOURS (ANNUAL)	52,721	
VEHICLE MILES (ANNUAL)	521,939	
PEAK VEHICLES	9	
FULLY ALLOCATED EXPENSES	\$5,952,474	
PASSENGER REVENUE	\$1,085,726	
OPERATING RATIO	18%	3RD
ON TIME % (SEASON)	80%	

CHARACTERISTICS

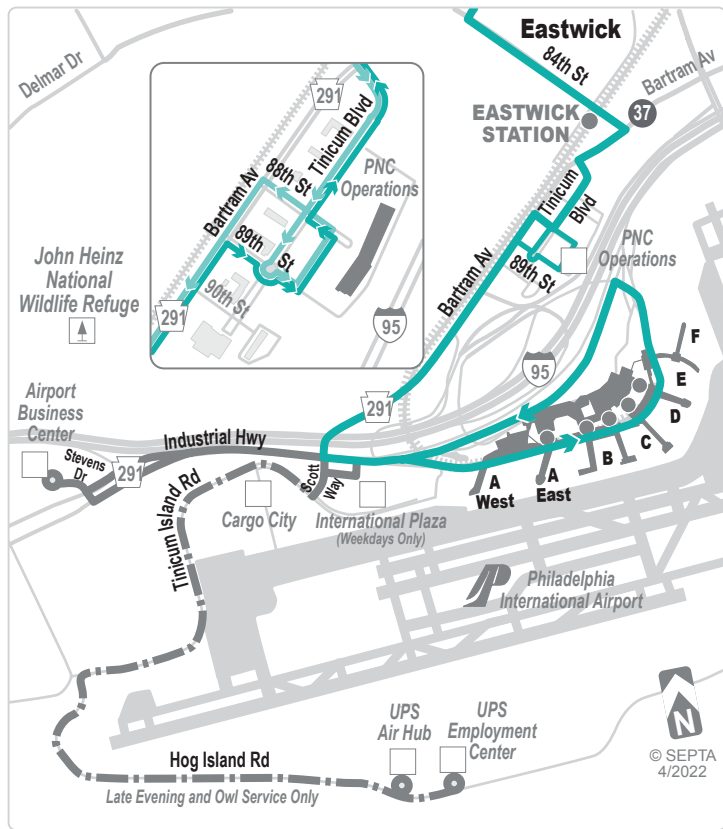
MODE
DIVISION
OPERATING DISTRICT(S)
COUNTY(S) SERVED
VEHICLE SIZE

BUS
SURFACE - SUBURBAN
VICTORY
DELAWARE, PHILADELPHIA
40'



TERMINAL A WEST
American Airlines International and Caribbean British Airways Icelandair Lufthansa Qatar Airlines
TERMINAL A EAST
Aer Lingus Airlines American Airlines
TERMINAL B/C
American Airlines The Airport Marriott Hotel
TERMINAL D
Air Canada Alaska Airlines Delta Air Lines/Delta Connection Sun Country Airlines United

TERMINAL E
Frontier Jet Blue Southwest Airlines Spirit Airlines
TERMINAL F
American Eagle



109

Chester Transportation Center to 69th Street Transportation Center



SEPTA

Serving Springfield and Lansdowne

SERVICE LEVELS (FREQUENCY IN MINUTES)

WEEKDAYS

AM PEAK	16
BASE	20
PM PEAK	18
EARLY EVENING	30
LATE NIGHT	60
OWL	60
TOTAL TRIPS	120

SATURDAYS

AM	30
BASE	20
PM	20
EARLY EVENING	25
LATE NIGHT	60
OWL	90
TOTAL TRIPS	96

SUNDAYS

AM	30
BASE	30
PM	30
EARLY EVENING	45
LATE NIGHT	60
OWL	90
TOTAL TRIPS	72

SERVICE SPAN

24 HOURS

24 HOURS

24 HOURS

OPERATING STATISTICS

ONE WAY ROUTE MILES (AVG.)	11.9	<u>RANK</u>
DAILY AVERAGE (WK) RIDERSHIP	2,286	6TH
VEHICLE HOURS (ANNUAL)	43,015	
VEHICLE MILES (ANNUAL)	473,590	
PEAK VEHICLES	9	
FULLY ALLOCATED EXPENSES	\$5,166,693	
PASSENGER REVENUE	\$985,238	
OPERATING RATIO	19%	2ND
ON TIME % (SEASON)	81%	

CHARACTERISTICS

MODE
DIVISION
OPERATING DISTRICT(S)
COUNTY(S) SERVED
VEHICLE SIZE

BUS
SURFACE - SUBURBAN
VICTORY
DELAWARE
40'

110

**Penn State and
Springfield Mall
to 69th Street
Transportation
Center**



SEPTA

Serving
Granite Run,
Media and
Pilgrim Gardens

SERVICE LEVELS (FREQUENCY IN MINUTES)

WEEKDAYS

AM PEAK	30
BASE	30
PM PEAK	30
EARLY EVENING	50
LATE NIGHT	2 TRIPS
OWL	--
TOTAL TRIPS	76

SATURDAYS

AM	45
BASE	40
PM	40
EARLY EVENING	60
LATE NIGHT	2 TRIPS
OWL	--
TOTAL TRIPS	53

SUNDAYS

AM	60
BASE	60
PM	60
EARLY EVENING	70
LATE NIGHT	2 TRIPS
OWL	--
TOTAL TRIPS	29

**SERVICE
SPAN**

5:00A - 12:00A

6:30A - 11:30P

6:00A - 12:00A

OPERATING STATISTICS

ONE WAY ROUTE MILES (AVG.)	16.1	<u>RANK</u>
DAILY AVERAGE (WK) RIDERSHIP	982	9TH
VEHICLE HOURS (ANNUAL)	28,169	
VEHICLE MILES (ANNUAL)	310,417	
PEAK VEHICLES	7	
FULLY ALLOCATED EXPENSES	\$3,529,273	
PASSENGER REVENUE	\$413,426	
OPERATING RATIO	12%	10TH
ON TIME % (SEASON)	80%	

CHARACTERISTICS

**MODE
DIVISION
OPERATING DISTRICT(S)
COUNTY(S) SERVED
VEHICLE SIZE**

**BUS
SURFACE - SUBURBAN
VICTORY
DELAWARE
40'**

111

Chadds Ford and Penn State to 69th Street Transportation Center



 **SEPTA**
Serving
Granite Run

SERVICE LEVELS (FREQUENCY IN MINUTES)

WEEKDAYS

AM PEAK	30
BASE	45
PM PEAK	30
EARLY EVENING	50
LATE NIGHT	3 TRIPS
OWL	--
TOTAL TRIPS	63

SATURDAYS

AM	60
BASE	60
PM	60
EARLY EVENING	60
LATE NIGHT	3 TRIPS
OWL	--
TOTAL TRIPS	35

SUNDAYS

AM	60
BASE	60
PM	60
EARLY EVENING	2 TRIPS
LATE NIGHT	2 TRIPS
OWL	--
TOTAL TRIPS	32

SERVICE SPAN

5:30A - 12:00A

6:00A - 12:00A

6:00A - 12:00A

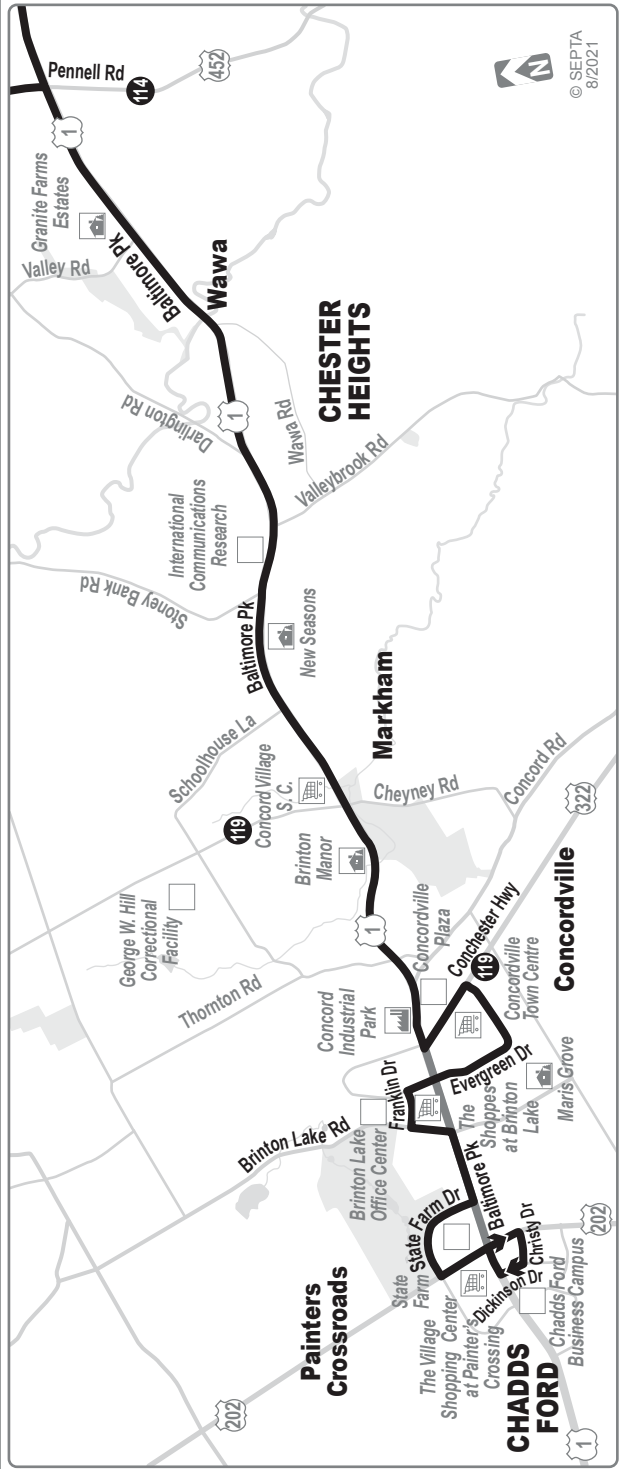
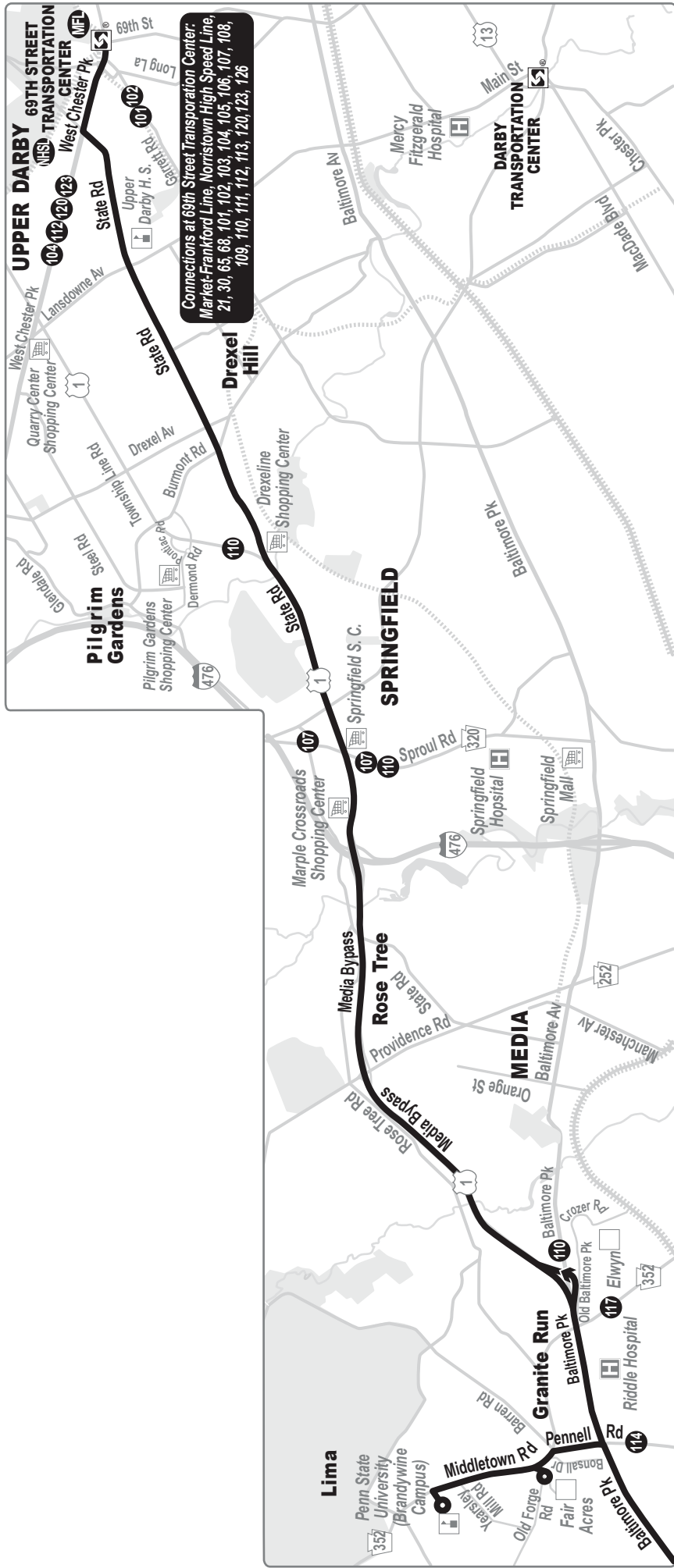
OPERATING STATISTICS

ONE WAY ROUTE MILES (AVG.)	21.8	<u>RANK</u>
DAILY AVERAGE (WK) RIDERSHIP	588	17TH
VEHICLE HOURS (ANNUAL)	26,706	
VEHICLE MILES (ANNUAL)	352,516	
PEAK VEHICLES	6	
FULLY ALLOCATED EXPENSES	\$3,375,242	
PASSENGER REVENUE	\$237,563	
OPERATING RATIO	7%	30TH
ON TIME % (SEASON)	79%	

CHARACTERISTICS

MODE
DIVISION
OPERATING DISTRICT(S)
COUNTY(S) SERVED
VEHICLE SIZE

BUS
SURFACE - SUBURBAN
VICTORY
DELAWARE
40'



112

**Delaware
County
Community
College
to 69th Street
Transportation
Center**



 **SEPTA**

Serving
Broomall
and Manoa

SERVICE LEVELS (FREQUENCY IN MINUTES)

WEEKDAYS

AM PEAK 30
BASE 60
PM PEAK 60
EARLY EVENING LTD
LATE NIGHT --
OWL --
TOTAL TRIPS 53

SATURDAYS

AM 60
BASE 60
PM LTD
EARLY EVENING --
LATE NIGHT --
OWL --
TOTAL TRIPS 22

SUNDAYS

AM --
BASE --
PM --
EARLY EVENING --
LATE NIGHT --
OWL --
TOTAL TRIPS --

**SERVICE
SPAN**

6:00A - 10:30P

5:30A - 8:00P

NO SERVICE

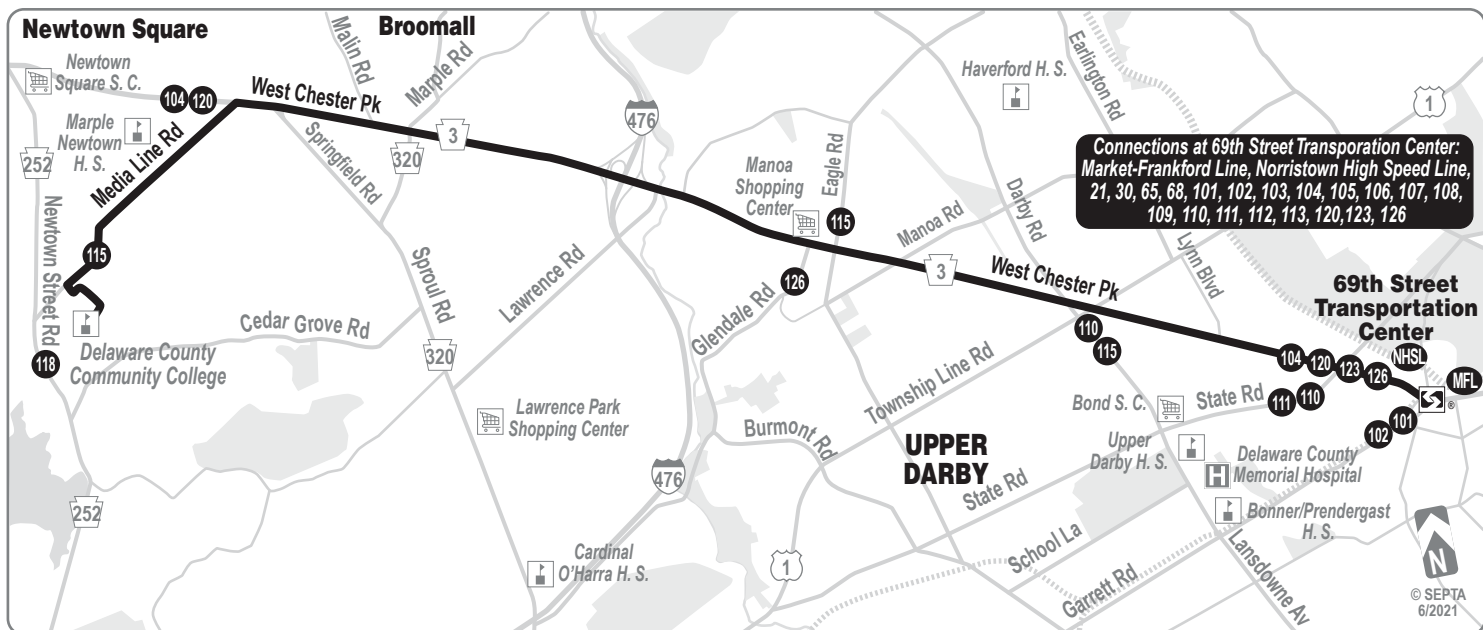
OPERATING STATISTICS

ONE WAY ROUTE MILES (AVG.)	8.0	<u>RANK</u>
DAILY AVERAGE (WK) RIDERSHIP	222	30TH
VEHICLE HOURS (ANNUAL)	9,989	
VEHICLE MILES (ANNUAL)	100,485	
PEAK VEHICLES	3	
FULLY ALLOCATED EXPENSES	\$1,300,904	
PASSENGER REVENUE	\$85,657	
OPERATING RATIO	7%	35TH
ON TIME % (SEASON)	75%	

CHARACTERISTICS

MODE
DIVISION
OPERATING DISTRICT(S)
COUNTY(S) SERVED
VEHICLE SIZE

BUS
SURFACE - SUBURBAN
VICTORY
DELAWARE
40'



113

Northtowne Plaza and Darby Transportation Center to 69th Street Transportation Center



SEPTA

Serving Chester

SERVICE LEVELS (FREQUENCY IN MINUTES)

WEEKDAYS

AM PEAK	15
BASE	20
PM PEAK	13
EARLY EVENING	22
LATE NIGHT	40
OWL	--
TOTAL TRIPS	154

SATURDAYS

AM	30
BASE	30
PM	25
EARLY EVENING	40
LATE NIGHT	40
OWL	--
TOTAL TRIPS	103

SUNDAYS

AM	30
BASE	30
PM	30
EARLY EVENING	30
LATE NIGHT	30
OWL	--
TOTAL TRIPS	83

SERVICE SPAN

3:30A - 3:00A

4:30A - 4:00A

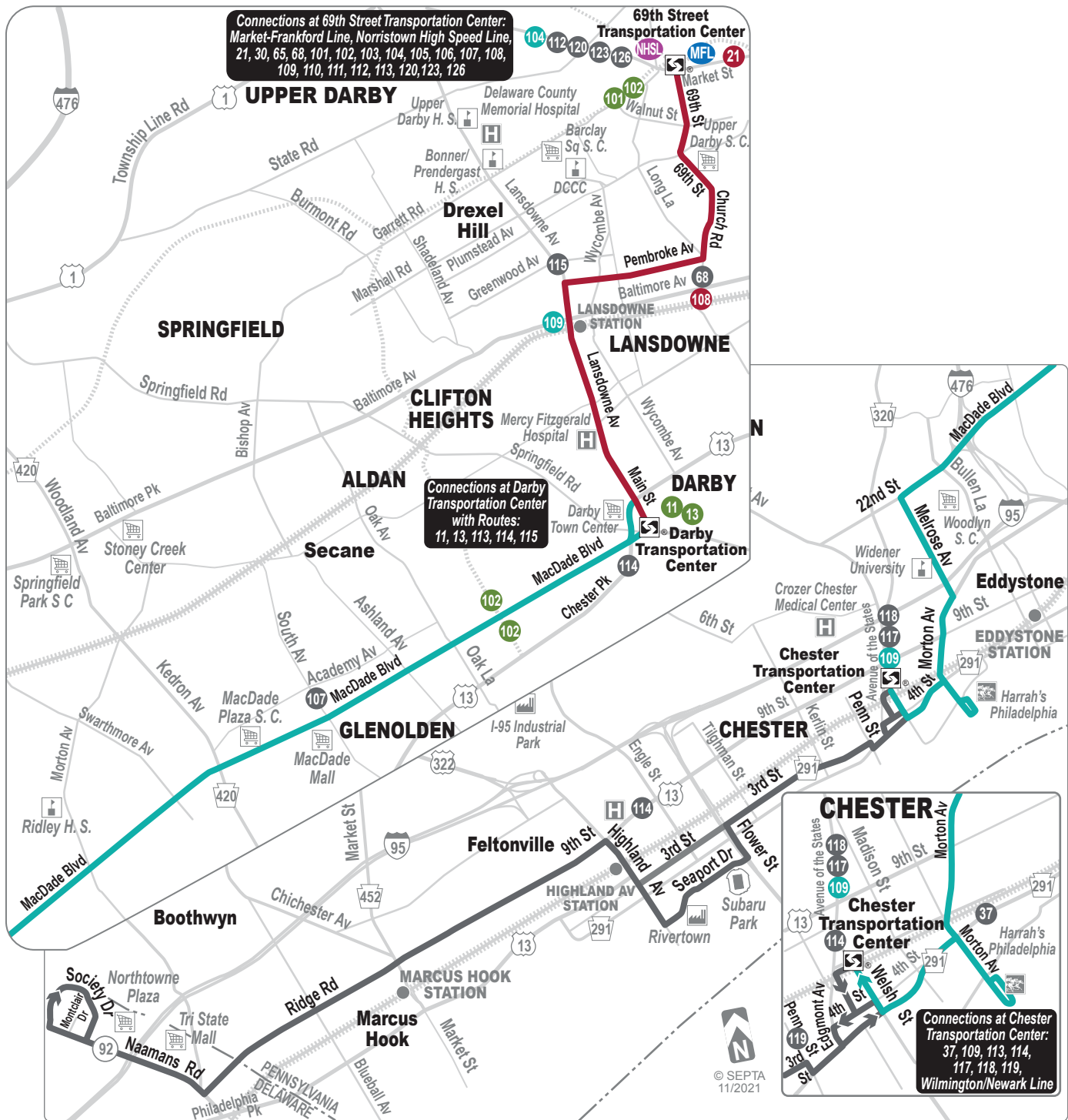
4:30A - 4:00A

OPERATING STATISTICS

ONE WAY ROUTE MILES (AVG.)	20.6	RANK
DAILY AVERAGE (WK) RIDERSHIP	3,527	4TH
VEHICLE HOURS (ANNUAL)	60,815	
VEHICLE MILES (ANNUAL)	710,922	
PEAK VEHICLES	12	
FULLY ALLOCATED EXPENSES	\$7,289,768	
PASSENGER REVENUE	\$1,488,385	
OPERATING RATIO	20%	1ST
ON TIME % (SEASON)	77%	

CHARACTERISTICS

MODE	BUS
DIVISION	SURFACE - SUBURBAN
OPERATING DISTRICT(S)	VICTORY
COUNTY(S) SERVED	DELAWARE, NEW CASTLE (DE)
VEHICLE SIZE	40'



114

Penn State
and I-95
Industrial Park
to Darby
Transportation
Center



SEPTA

Serving Chester
and Granite Run

SERVICE LEVELS (FREQUENCY IN MINUTES)

WEEKDAYS

AM PEAK 30
BASE 30
PM PEAK 25
EARLY EVENING 60
LATE NIGHT 2 TRIPS
OWL --
TOTAL TRIPS 66

SATURDAYS

AM 60
BASE 60
PM 60
EARLY EVENING 90
LATE NIGHT 1 TRIP
OWL --
TOTAL TRIPS 35

SUNDAYS

AM 60
BASE 60
PM 60
EARLY EVENING 60 TO 120
LATE NIGHT 1 TRIP
OWL --
TOTAL TRIPS 31

SERVICE
SPAN

4:30A - 11:30P

5:30A - 11:00P

7:00A - 11:00P

OPERATING STATISTICS

ONE WAY ROUTE MILES (AVG.) 24.4
DAILY AVERAGE (WK) RIDERSHIP 954
VEHICLE HOURS (ANNUAL) 28,604
VEHICLE MILES (ANNUAL) 393,591
PEAK VEHICLES 7
FULLY ALLOCATED EXPENSES \$3,721,482
PASSENGER REVENUE \$375,604
OPERATING RATIO 10%
ON TIME % (SEASON) 81%

RANK

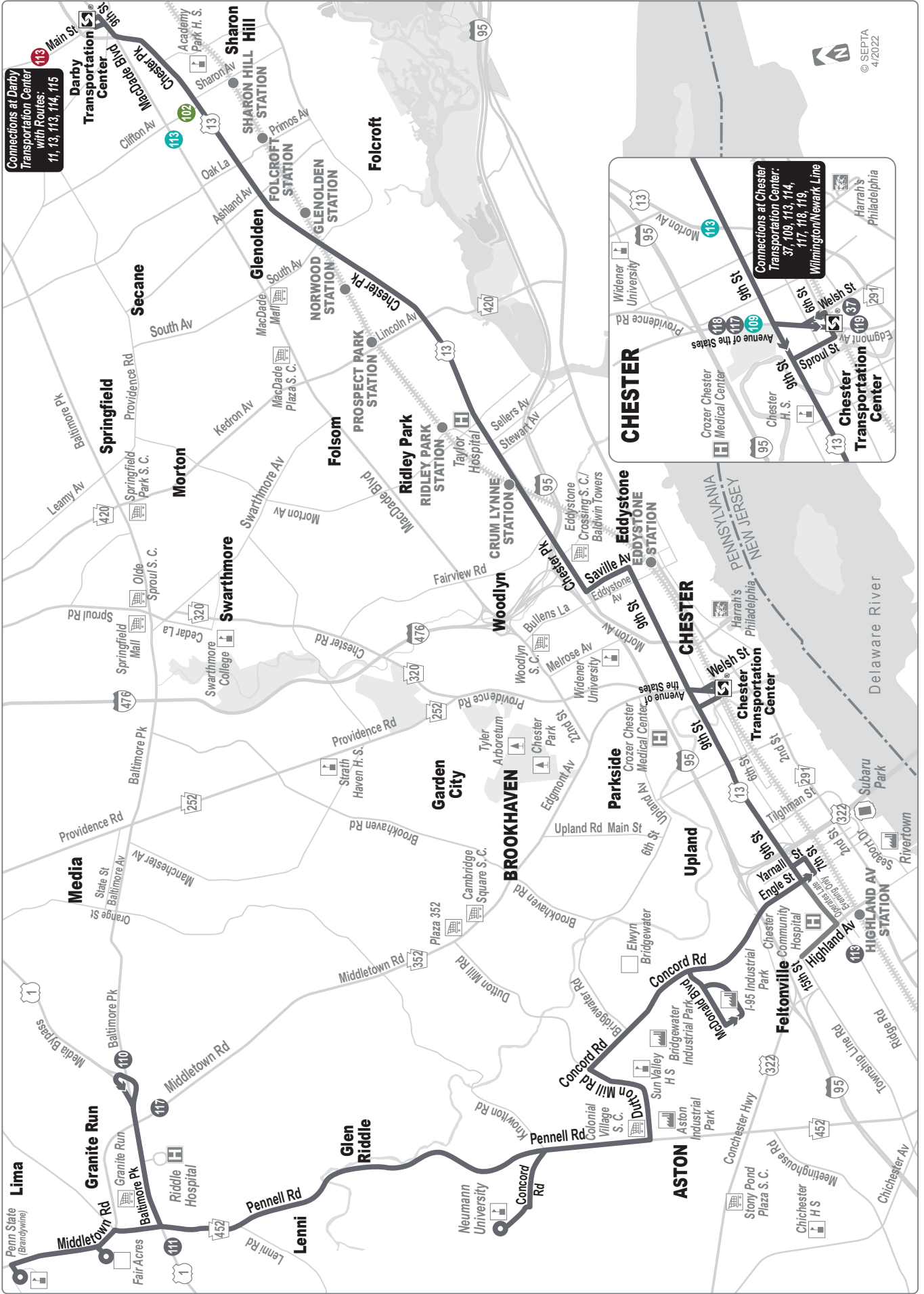
10TH

15TH

CHARACTERISTICS

MODE
DIVISION
OPERATING DISTRICT(S)
COUNTY(S) SERVED
VEHICLE SIZE

BUS
SURFACE - SUBURBAN
VICTORY
DELAWARE
40'



Connections at Darby Transportation Center with Routes:
 11, 13, 113, 114, 115

Connections at Chester Transportation Center:
 37, 109, 113, 114, 117, 118, 119, Wilmington/Newark Line

115

Delaware
County
Community
College
to Airport



SEPTA

Serving Darby
Transportation
Center

SERVICE LEVELS (FREQUENCY IN MINUTES)

WEEKDAYS

AM PEAK
BASE
PM PEAK
EARLY EVENING
LATE NIGHT
OWL
TOTAL TRIPS

60
60
60
60
60
--
46

SATURDAYS

AM
BASE
PM
EARLY EVENING
LATE NIGHT
OWL
TOTAL TRIPS

60
60
60
60
60
--
39

SUNDAYS

AM
BASE
PM
EARLY EVENING
LATE NIGHT
OWL
TOTAL TRIPS

60
60
60
60
60
--
39

SERVICE
SPAN

4:00A - 1:00A

5:30A - 1:30A

5:30A - 1:30A

OPERATING STATISTICS

ONE WAY ROUTE MILES (AVG.)
DAILY AVERAGE (WK) RIDERSHIP
VEHICLE HOURS (ANNUAL)
VEHICLE MILES (ANNUAL)
PEAK VEHICLES
FULLY ALLOCATED EXPENSES
PASSENGER REVENUE
OPERATING RATIO
ON TIME % (SEASON)

23.8
470
22,763
310,263
4
\$2,749,601
\$180,716
7%
77%

RANK

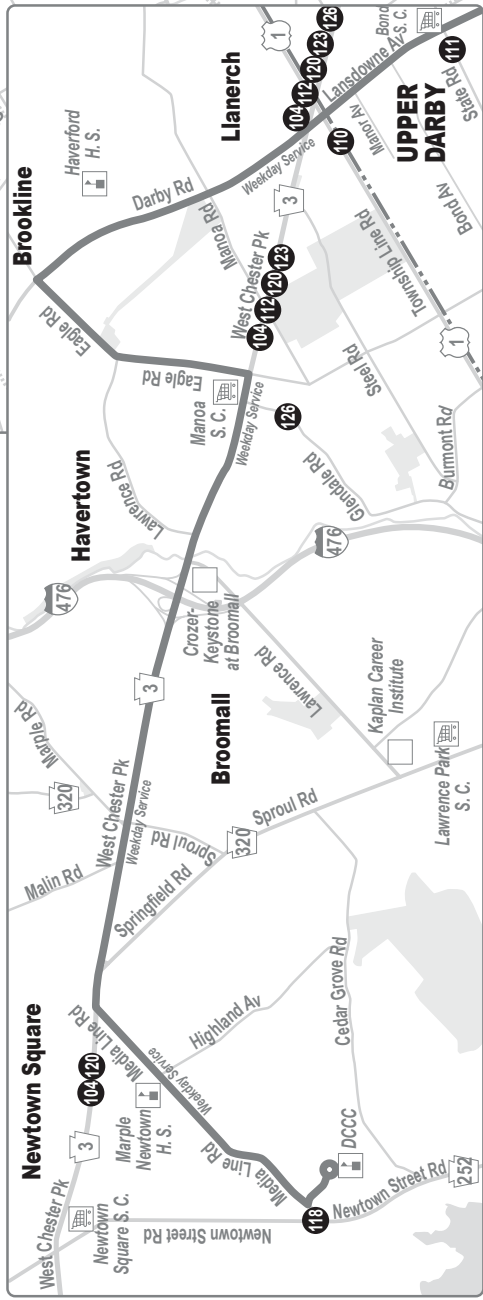
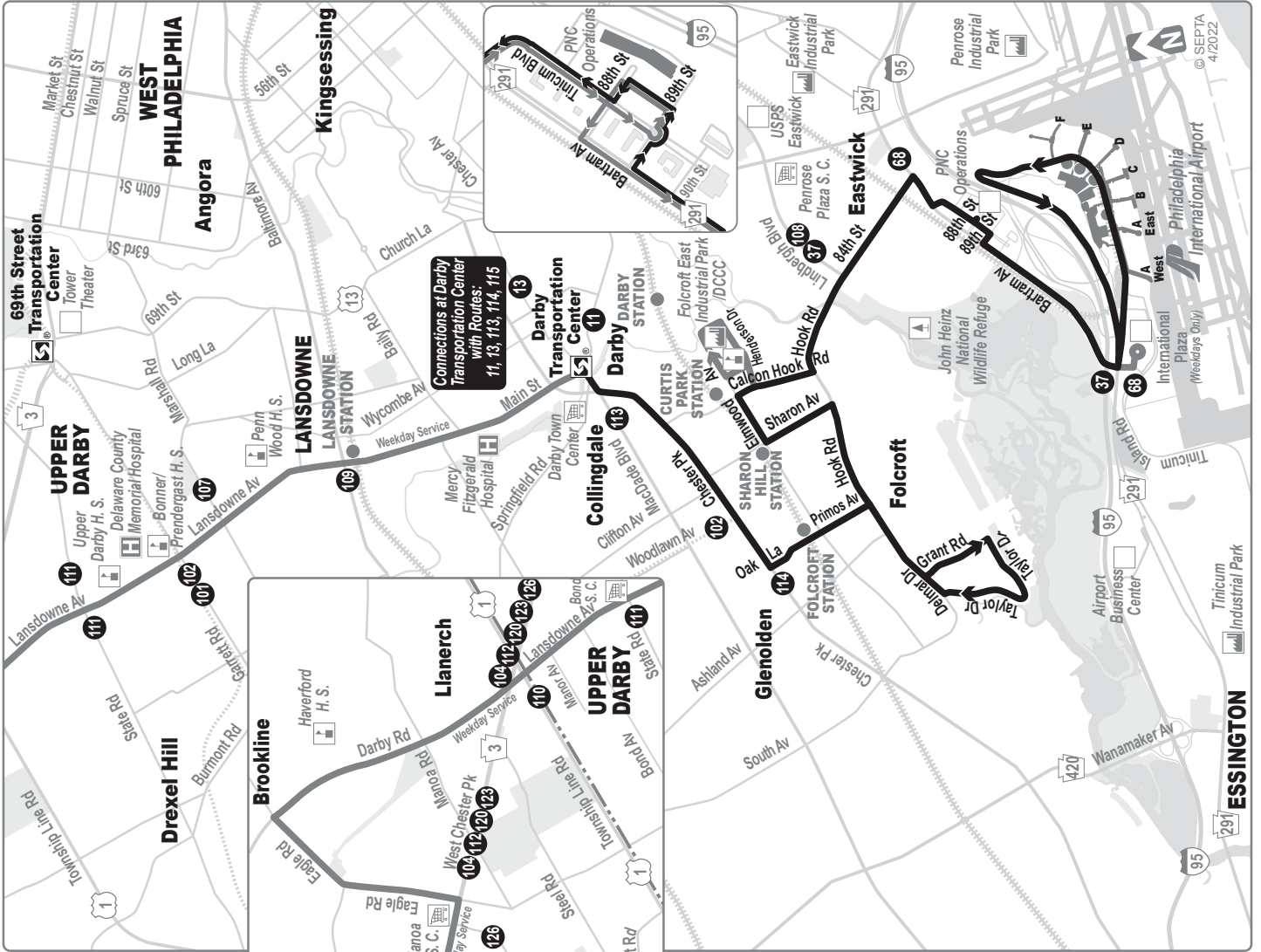
20TH

37TH

CHARACTERISTICS

MODE
DIVISION
OPERATING DISTRICT(S)
COUNTY(S) SERVED
VEHICLE SIZE

BUS
SURFACE - SUBURBAN
VICTORY
DELAWARE, PHILADELPHIA
40'



117

Penn State to I-95 Industrial Park



SEPTA

Serving
Granite Run
and Chester

SERVICE LEVELS (FREQUENCY IN MINUTES)

WEEKDAYS

AM PEAK	30
BASE	30
PM PEAK	60
EARLY EVENING	40
LATE NIGHT	3 TRIPS
OWL	--
TOTAL TRIPS	67

SATURDAYS

AM	30
BASE	30
PM	30
EARLY EVENING	35
LATE NIGHT	60
OWL	--
TOTAL TRIPS	68

SUNDAYS

AM	60
BASE	60
PM	60
EARLY EVENING	60
LATE NIGHT	1 TRIP
OWL	--
TOTAL TRIPS	34

SERVICE SPAN

4:30A - 12:00A

4:30A - 12:00A

5:30A - 12:00A

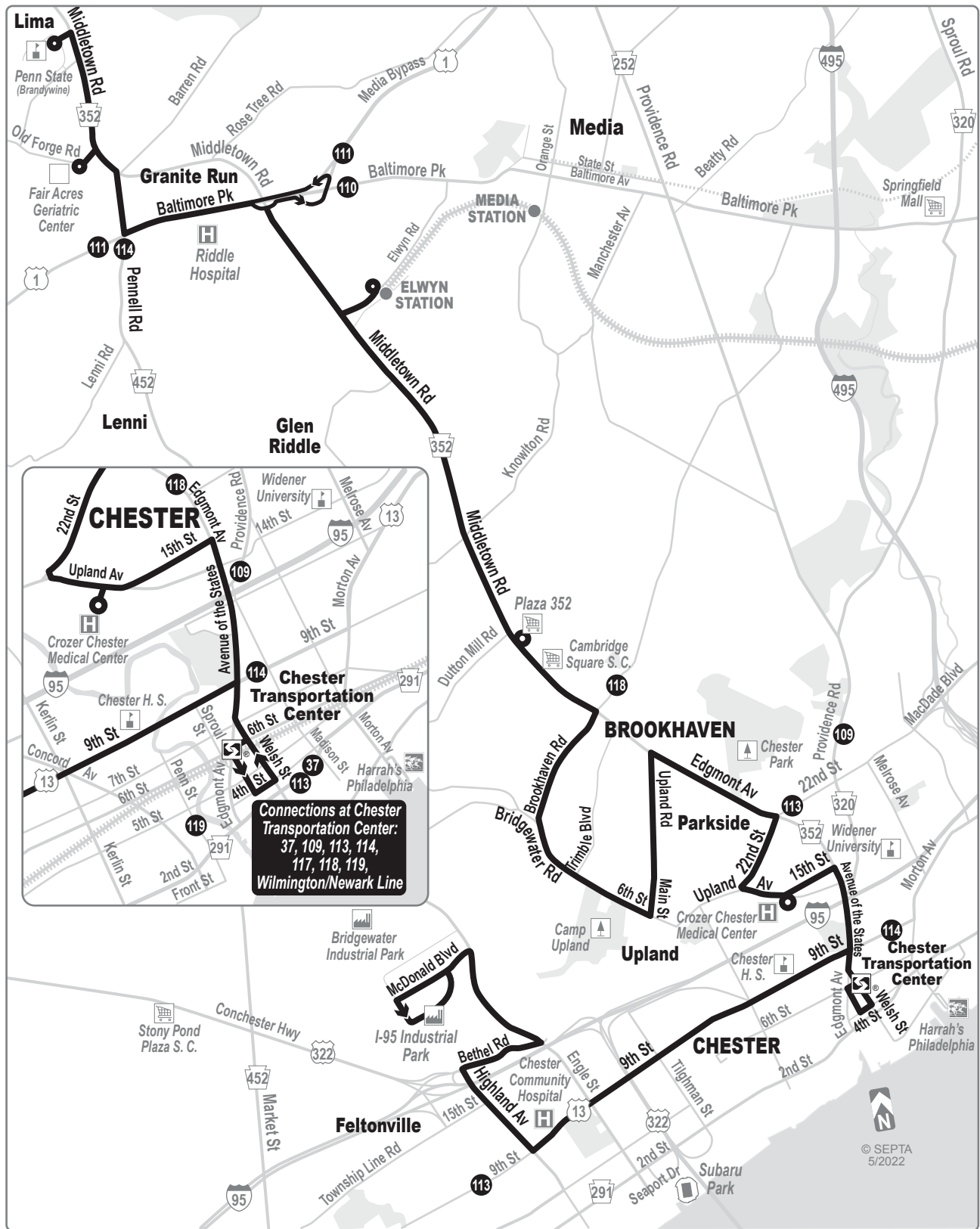
OPERATING STATISTICS

ONE WAY ROUTE MILES (AVG.)	18.8	<u>RANK</u>
DAILY AVERAGE (WK) RIDERSHIP	983	8TH
VEHICLE HOURS (ANNUAL)	36,544	
VEHICLE MILES (ANNUAL)	515,996	
PEAK VEHICLES	7	
FULLY ALLOCATED EXPENSES	\$4,524,863	
PASSENGER REVENUE	\$405,973	
OPERATING RATIO	9%	20TH
ON TIME % (SEASON)	79%	

CHARACTERISTICS

MODE
DIVISION
OPERATING DISTRICT(S)
COUNTY(S) SERVED
VEHICLE SIZE

BUS
SURFACE - SUBURBAN
VICTORY
DELAWARE
40'



118

Newtown Square to Chester Transportation Center



SEPTA

Serving Media

SERVICE LEVELS (FREQUENCY IN MINUTES)

WEEKDAYS

AM PEAK	40
BASE	60
PM PEAK	60
EARLY EVENING	--
LATE NIGHT	1 TRIP
OWL	--
TOTAL TRIPS	29

SATURDAYS

AM	60
BASE	60
PM	60
EARLY EVENING	--
LATE NIGHT	--
OWL	--
TOTAL TRIPS	24

SUNDAYS

AM	--
BASE	--
PM	--
EARLY EVENING	--
LATE NIGHT	--
OWL	--
TOTAL TRIPS	--

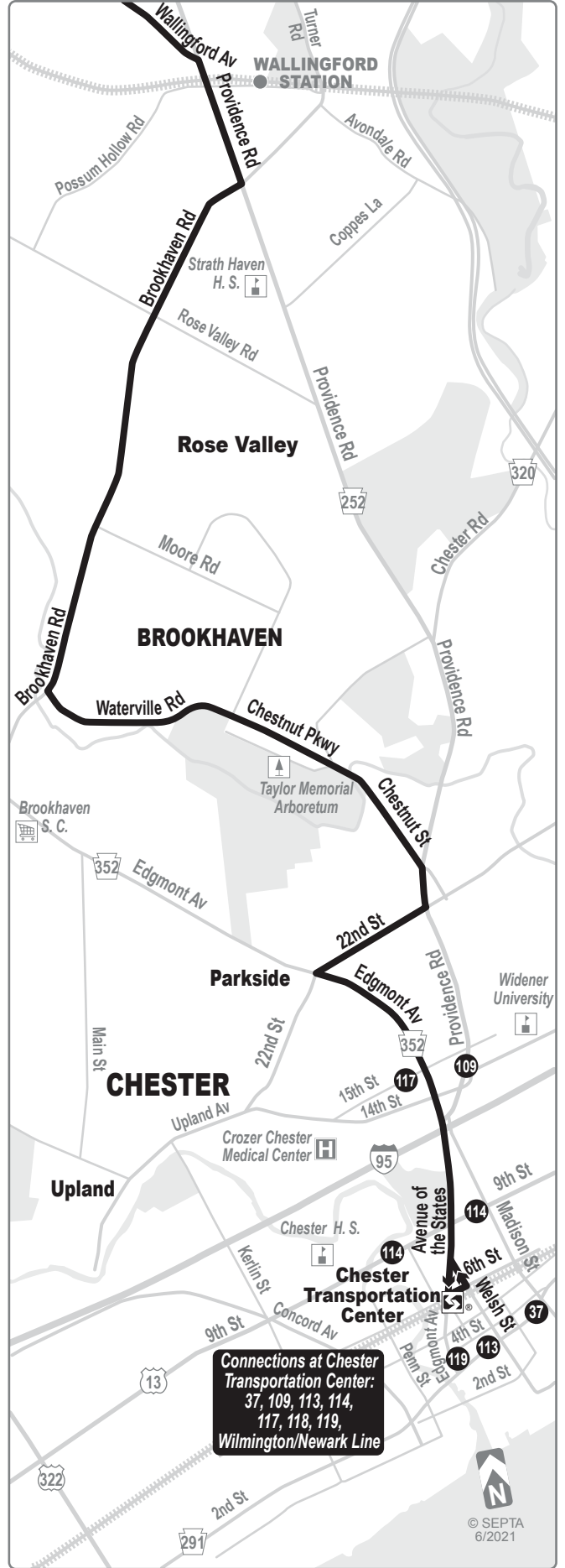
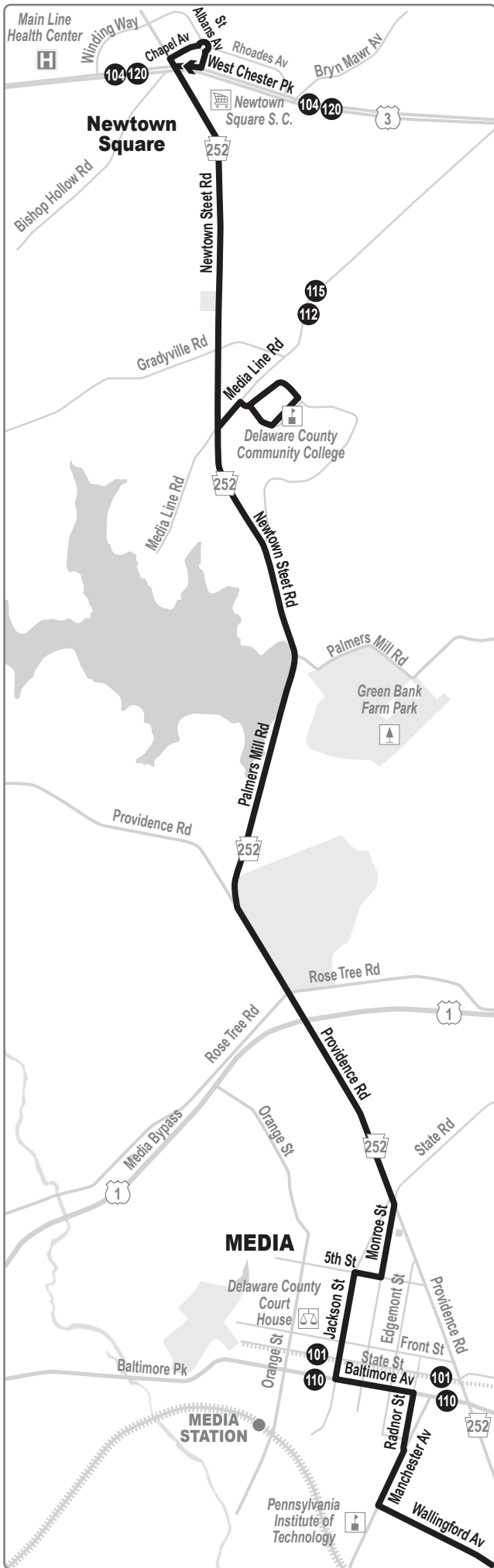
SERVICE SPAN	6:00A - 11:00P	6:30A - 7:00P	NO SERVICE
---------------------	-----------------------	----------------------	-------------------

OPERATING STATISTICS

ONE WAY ROUTE MILES (AVG.)	13.0	<u>RANK</u>
DAILY AVERAGE (WK) RIDERSHIP	166	36TH
VEHICLE HOURS (ANNUAL)	10,148	
VEHICLE MILES (ANNUAL)	131,829	
PEAK VEHICLES	3	
FULLY ALLOCATED EXPENSES	\$1,372,986	
PASSENGER REVENUE	\$62,725	
OPERATING RATIO	5%	40TH
ON TIME % (SEASON)	83%	

CHARACTERISTICS

MODE	BUS
DIVISION	SURFACE - SUBURBAN
OPERATING DISTRICT(S)	VICTORY
COUNTY(S) SERVED	DELAWARE
VEHICLE SIZE	40'



119

Cheyney University to Chester Transportation Center



SEPTA

Serving Marcus Hook

SERVICE LEVELS (FREQUENCY IN MINUTES)

WEEKDAYS

AM PEAK	60
BASE	60
PM PEAK	60
EARLY EVENING	90
LATE NIGHT	2 TRIPS
OWL	--
TOTAL TRIPS	36

SATURDAYS

AM	75
BASE	75
PM	75
EARLY EVENING	80
LATE NIGHT	1 TRIP
OWL	--
TOTAL TRIPS	30

SUNDAYS

AM	75
BASE	75
PM	75
EARLY EVENING	80
LATE NIGHT	1 TRIP
OWL	--
TOTAL TRIPS	30

SERVICE SPAN

5:00A - 11:30P

6:00A - 11:30P

6:00A - 11:30P

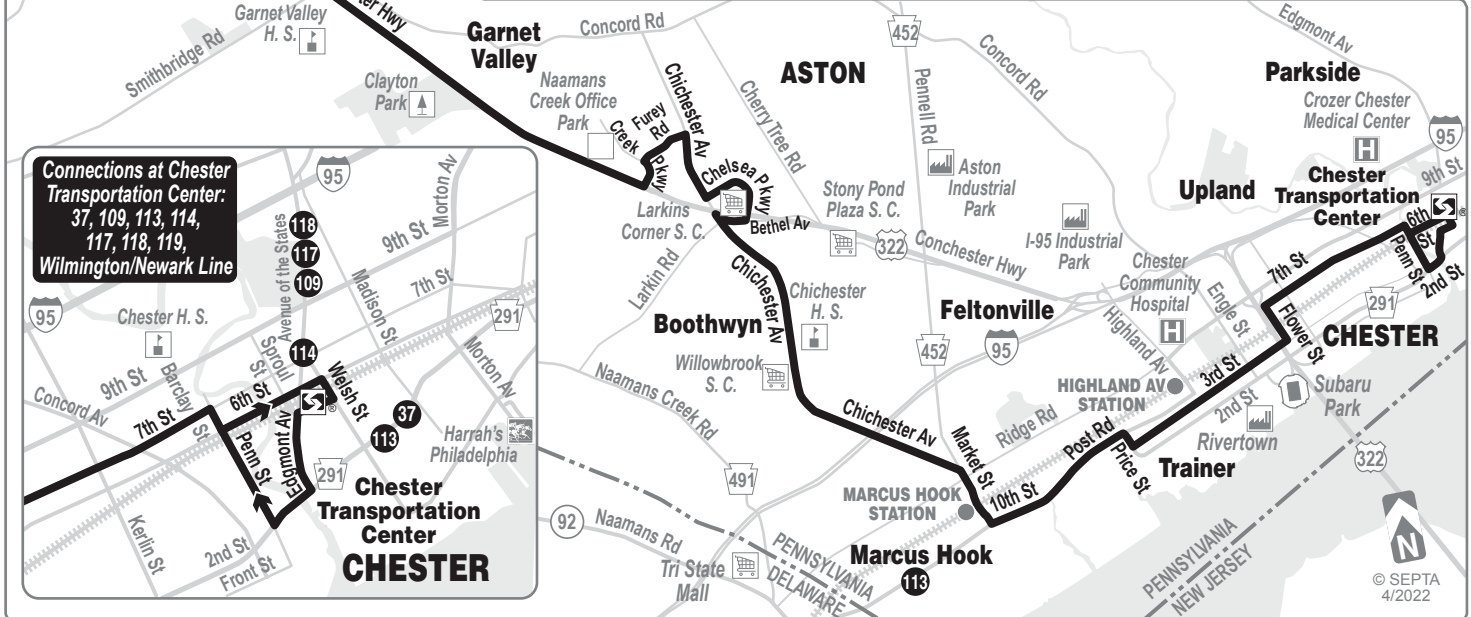
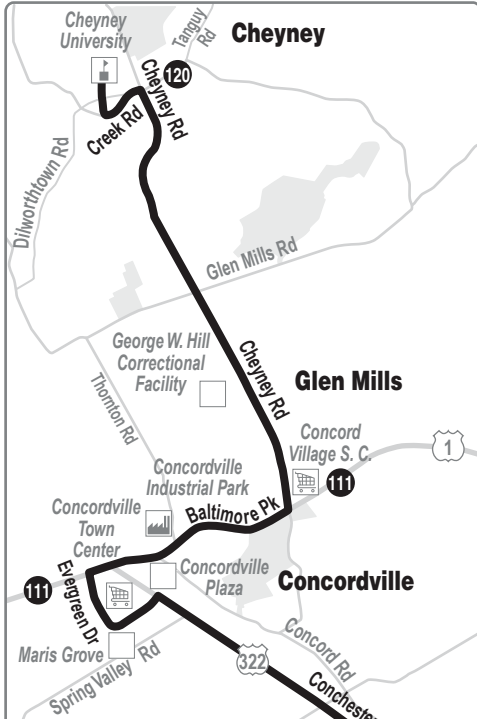
OPERATING STATISTICS

ONE WAY ROUTE MILES (AVG.)	19.2	<u>RANK</u>
DAILY AVERAGE (WK) RIDERSHIP	405	23RD
VEHICLE HOURS (ANNUAL)	16,456	
VEHICLE MILES (ANNUAL)	250,136	
PEAK VEHICLES	3	
FULLY ALLOCATED EXPENSES	\$2,052,055	
PASSENGER REVENUE	\$170,602	
OPERATING RATIO	8%	25TH
ON TIME % (SEASON)	87%	

CHARACTERISTICS

MODE
DIVISION
OPERATING DISTRICT(S)
COUNTY(S) SERVED
VEHICLE SIZE

BUS
SURFACE - SUBURBAN
VICTORY
DELAWARE, CHESTER
40'



120

**Cheyney
University
to 69th Street
Transportation
Center**



SEPTA

Serving
Newtown Square

SERVICE LEVELS (FREQUENCY IN MINUTES)

WEEKDAYS

AM PEAK
BASE
PM PEAK
EARLY EVENING
LATE NIGHT
OWL
TOTAL TRIPS

90
90
70
2 TRIPS
2 TRIPS
--
26

SATURDAYS

AM
BASE
PM
EARLY EVENING
LATE NIGHT
OWL
TOTAL TRIPS

--
120
120
LTD
3 TRIPS
--
14

SUNDAYS

AM
BASE
PM
EARLY EVENING
LATE NIGHT
OWL
TOTAL TRIPS

--
LTD
120
LTD
LTD
--
14

**SERVICE
SPAN**

6:00A - 11:30P

10:00A - 1:30A

11:30A - 1:30A

WEEKDAY OPERATION ONLY DURING COVID

OPERATING STATISTICS

ONE WAY ROUTE MILES (AVG.)
DAILY AVERAGE (WK) RIDERSHIP
VEHICLE HOURS (ANNUAL)
VEHICLE MILES (ANNUAL)
PEAK VEHICLES
FULLY ALLOCATED EXPENSES
PASSENGER REVENUE
OPERATING RATIO
ON TIME % (SEASON)

16.8
141
4,406
70,933
2
\$714,237
\$47,425
7%
73%

RANK

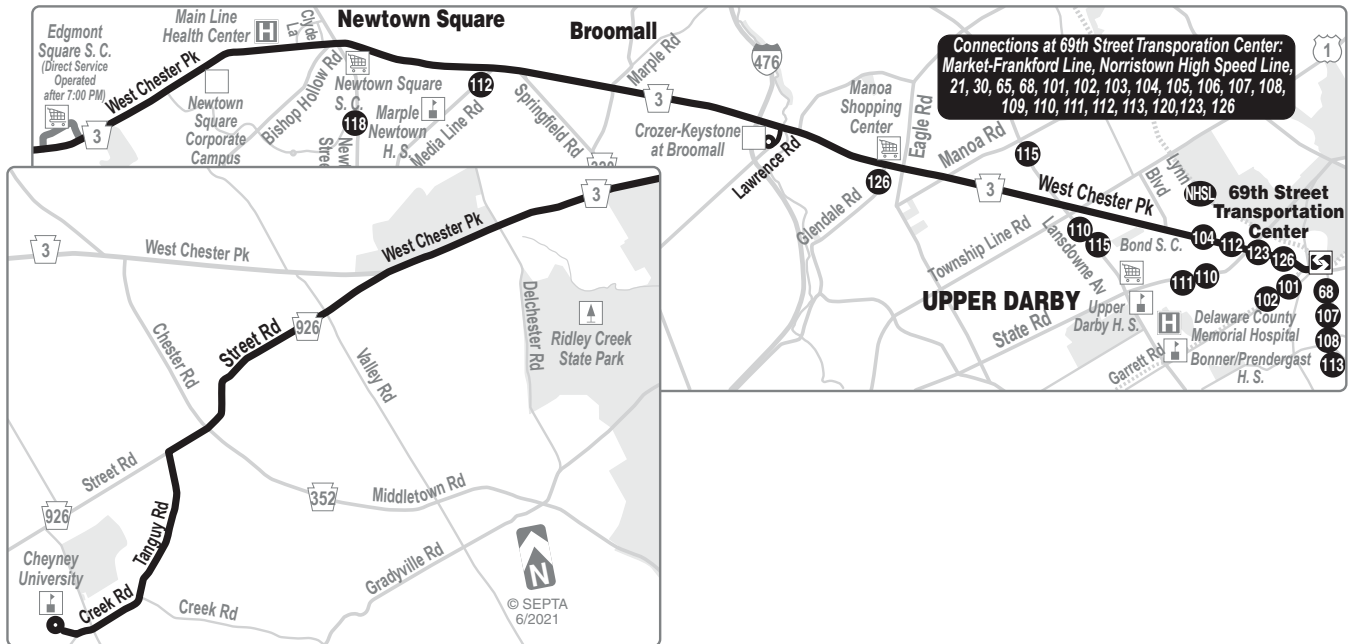
37TH

34TH

CHARACTERISTICS

MODE
DIVISION
OPERATING DISTRICT(S)
COUNTY(S) SERVED
VEHICLE SIZE

BUS
SURFACE - SUBURBAN
VICTORY
DELAWARE, CHESTER
40'



123

King of Prussia to 69th Street Transportation Center



SEPTA

via
West Chester Pk
and I-476

SERVICE LEVELS (FREQUENCY IN MINUTES)

WEEKDAYS

AM PEAK	45
BASE	30
PM PEAK	35
EARLY EVENING	35
LATE NIGHT	1 TRIP
OWL	--
TOTAL TRIPS	53

SATURDAYS

AM	30
BASE	30
PM	30
EARLY EVENING	30
LATE NIGHT	1 TRIP
OWL	--
TOTAL TRIPS	56

SUNDAYS

AM	60
BASE	30
PM	50
EARLY EVENING	60
LATE NIGHT	--
OWL	--
TOTAL TRIPS	41

SERVICE SPAN

5:00A - 11:30P

7:00A - 11:30P

8:00A - 10:30P

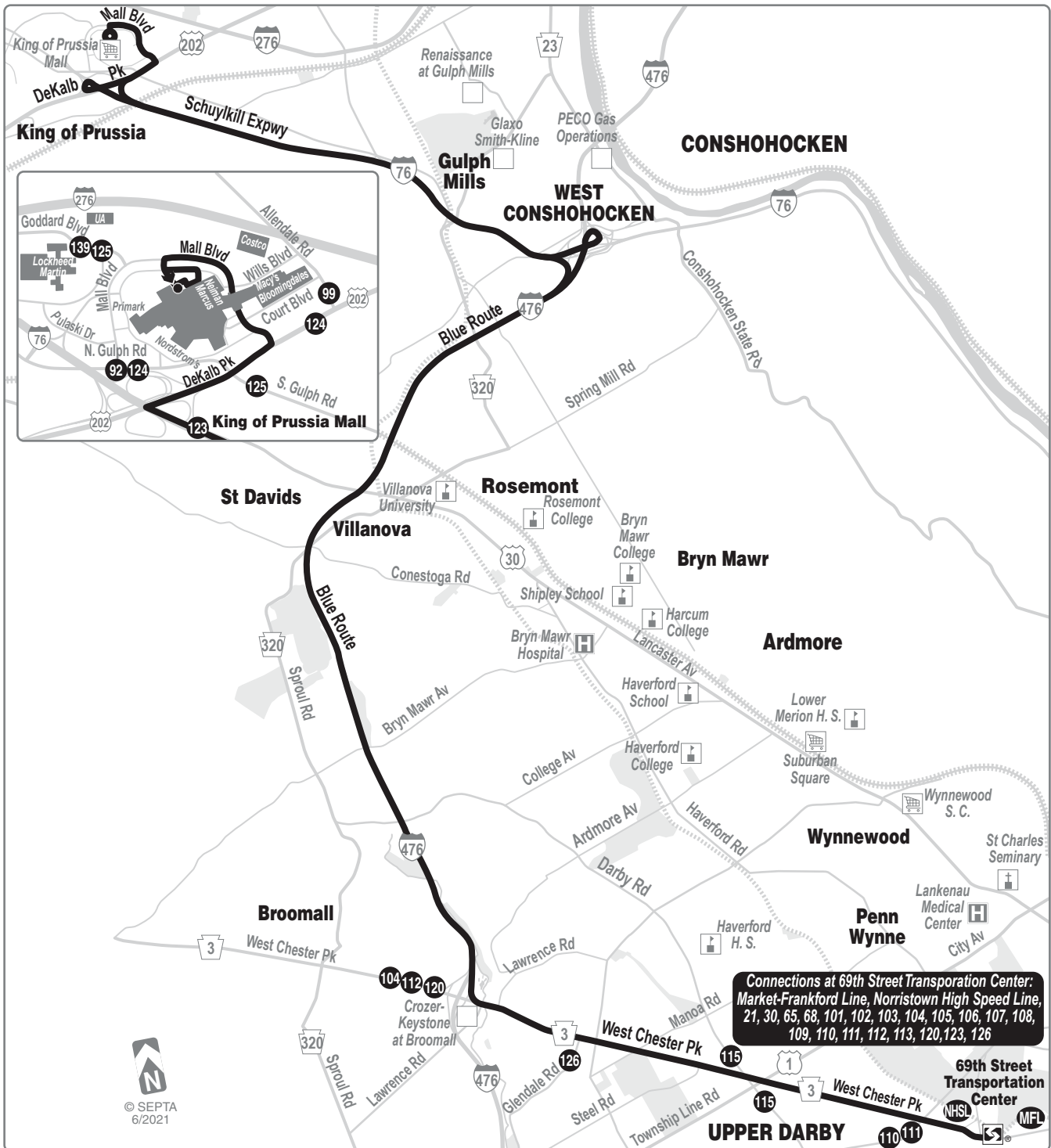
OPERATING STATISTICS

ONE WAY ROUTE MILES (AVG.)	17.6	<u>RANK</u>
DAILY AVERAGE (WK) RIDERSHIP	471	19TH
VEHICLE HOURS (ANNUAL)	17,051	
VEHICLE MILES (ANNUAL)	355,333	
PEAK VEHICLES	4	
FULLY ALLOCATED EXPENSES	\$2,429,653	
PASSENGER REVENUE	\$231,444	
OPERATING RATIO	10%	18TH
ON TIME % (SEASON)	77%	

CHARACTERISTICS

MODE
DIVISION
OPERATING DISTRICT(S)
COUNTY(S) SERVED
VEHICLE SIZE

BUS
SURFACE - SUBURBAN
VICTORY
DELAWARE, MONTGOMERY
40'



124

Chesterbrook and King of Prussia to 13th-Market



SEPTA

Serving Center City

SERVICE LEVELS (FREQUENCY IN MINUTES)

WEEKDAYS

AM PEAK 30 TO 15
 BASE 30 TO 60 TO 30
 PM PEAK 30
 EARLY EVENING 60
 LATE NIGHT 3 TRIPS
 OWL --
 TOTAL TRIPS 55

SATURDAYS

AM 30
 BASE 20 TO 40
 PM 20 TO 60
 EARLY EVENING 60 TO 30
 LATE NIGHT 3 TRIPS
 OWL --
 TOTAL TRIPS 57

SUNDAYS

AM 60
 BASE 20 TO 40
 PM 60 TO 30
 EARLY EVENING 60 TO 120
 LATE NIGHT 2 TRIPS
 OWL --
 TOTAL TRIPS 41

SERVICE SPAN

4:30A - 1:00A

6:00A - 1:30A

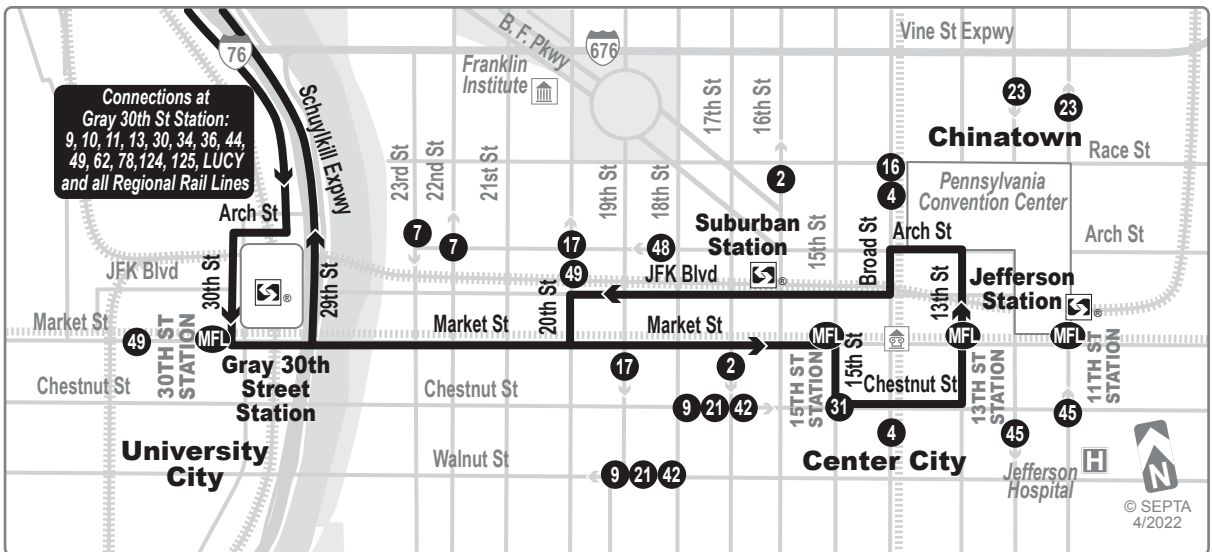
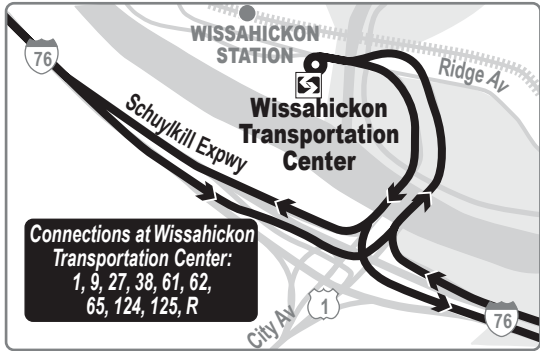
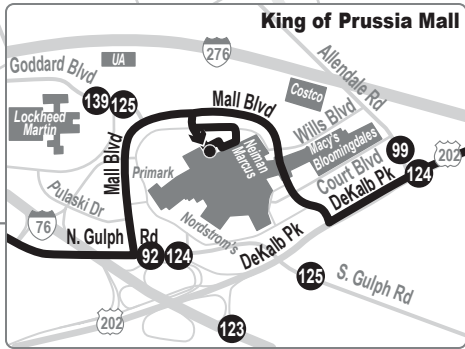
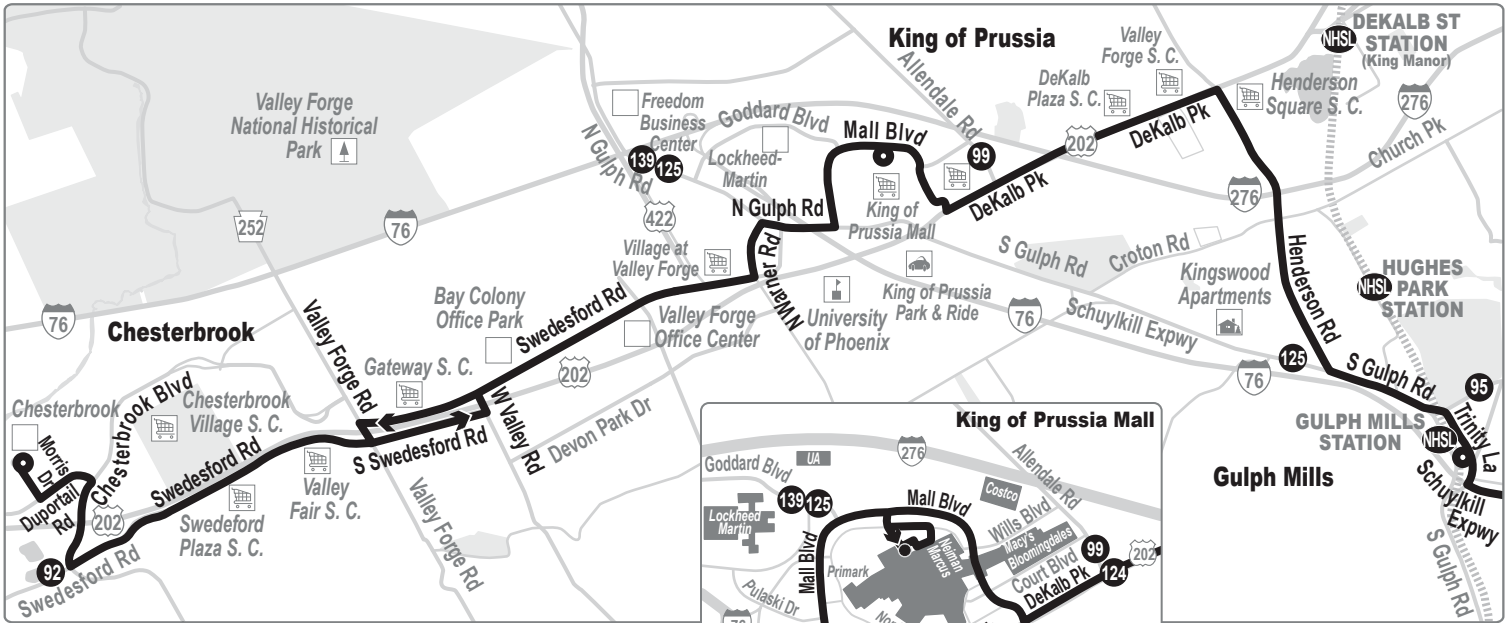
6:30A - 12:30A

OPERATING STATISTICS

ONE WAY ROUTE MILES (AVG.)	25.7	RANK
DAILY AVERAGE (WK) RIDERSHIP	609	15TH
VEHICLE HOURS (ANNUAL)	40,475	
VEHICLE MILES (ANNUAL)	734,284	
PEAK VEHICLES	9	
FULLY ALLOCATED EXPENSES	\$4,389,862	
PASSENGER REVENUE	\$373,708	
OPERATING RATIO	9%	23RD
ON TIME % (SEASON)	69%	

CHARACTERISTICS

MODE	BUS
DIVISION	SURFACE - SUBURBAN
OPERATING DISTRICT(S)	FRONTIER
COUNTY(S) SERVED	PHILADELPHIA, MONTGOMERY, CHESTER
VEHICLE SIZE	40'



125

Valley Forge and King of Prussia to 13th-Market



SEPTA

Serving Center City

SERVICE LEVELS (FREQUENCY IN MINUTES)

WEEKDAYS

AM PEAK 25
 BASE 35
 PM PEAK 30
 EARLY EVENING 60
 LATE NIGHT 65
 OWL --
 TOTAL TRIPS 66

SATURDAYS

AM 30
 BASE 30
 PM 45
 EARLY EVENING 30
 LATE NIGHT 30 TO 45
 OWL --
 TOTAL TRIPS 50

SUNDAYS

AM 30
 BASE 60
 PM 45
 EARLY EVENING 45
 LATE NIGHT LTD
 OWL --
 TOTAL TRIPS 47

SERVICE SPAN

5:00A - 1:00A

5:00A - 12:30A

6:30A - 12:00A

OPERATING STATISTICS

ONE WAY ROUTE MILES (AVG.) 26.1
 DAILY AVERAGE (WK) RIDERSHIP 900
 VEHICLE HOURS (ANNUAL) 42,669
 VEHICLE MILES (ANNUAL) 729,206
 PEAK VEHICLES 10
 FULLY ALLOCATED EXPENSES \$5,761,251
 PASSENGER REVENUE \$387,232
 OPERATING RATIO 7%
 ON TIME % (SEASON) 69%

RANK

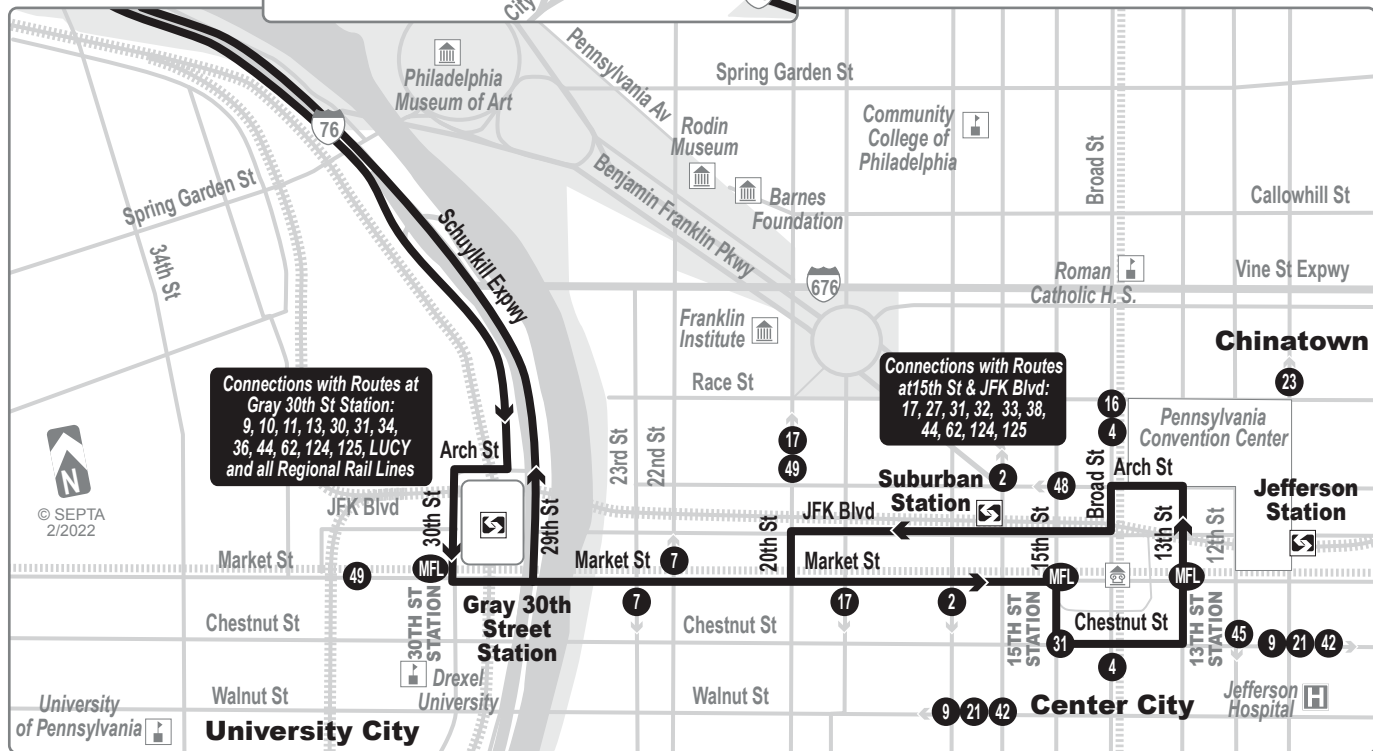
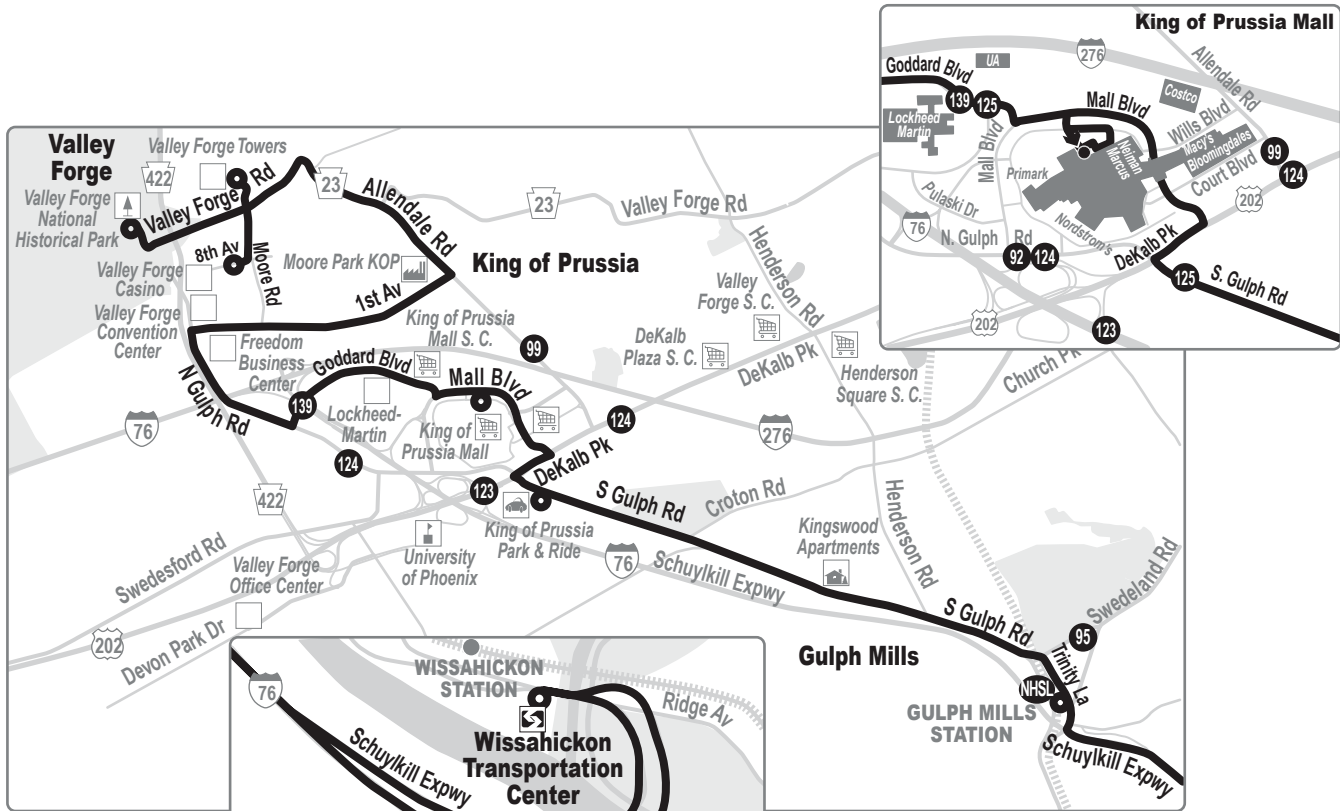
11TH

33RD

CHARACTERISTICS

MODE
 DIVISION
 OPERATING DISTRICT(S)
 COUNTY(S) SERVED
 VEHICLE SIZE

BUS
 SURFACE - SUBURBAN
 VICTORY
 PHILADELPHIA, MONTGOMERY
 40'



© SEPTA 2/2022

126

Lawrence Park to 69th Street Transportation Center



SEPTA

Serving Manoa

SERVICE LEVELS (FREQUENCY IN MINUTES)

WEEKDAYS

AM PEAK	30
BASE	60
PM PEAK	30
EARLY EVENING	2 TRIPS
LATE NIGHT	1 TRIP
OWL	--
TOTAL TRIPS	40

SATURDAYS

AM	60
BASE	60
PM	60
EARLY EVENING	--
LATE NIGHT	--
OWL	--
TOTAL TRIPS	26

SUNDAYS

AM	60
BASE	60
PM	60
EARLY EVENING	--
LATE NIGHT	--
OWL	--
TOTAL TRIPS	26

SERVICE SPAN

5:30A - 11:00P

6:30A - 7:30P

6:00A - 6:30P

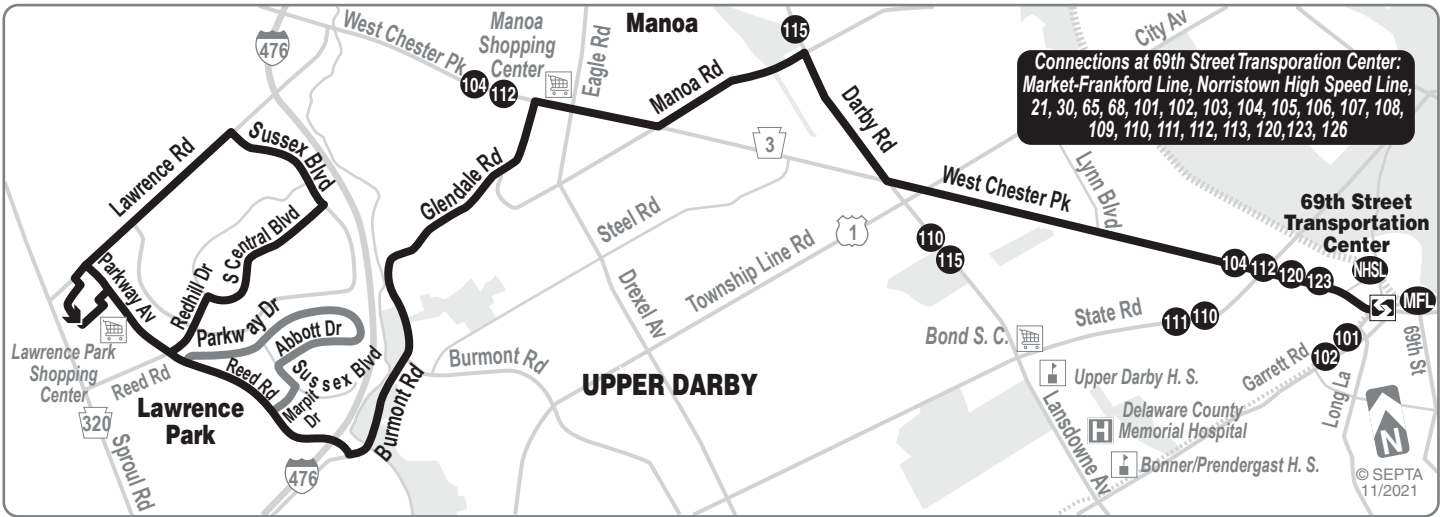
OPERATING STATISTICS

ONE WAY ROUTE MILES (AVG.)	8.5	<u>RANK</u>
DAILY AVERAGE (WK) RIDERSHIP	281	27TH
VEHICLE HOURS (ANNUAL)	11,104	
VEHICLE MILES (ANNUAL)	118,922	
PEAK VEHICLES	3	
FULLY ALLOCATED EXPENSES	\$1,416,139	
PASSENGER REVENUE	\$116,233	
OPERATING RATIO	8%	26TH
ON TIME % (SEASON)	85%	

CHARACTERISTICS

MODE
DIVISION
OPERATING DISTRICT(S)
COUNTY(S) SERVED
VEHICLE SIZE

BUS
SURFACE - SUBURBAN
VICTORY
DELAWARE
40'



127

Trenton Transit Center to Oxford Valley Mall



SEPTA

Serving
Morrisville

SERVICE LEVELS (FREQUENCY IN MINUTES)

WEEKDAYS

AM PEAK	60
BASE	90
PM PEAK	60
EARLY EVENING	2 TRIPS
LATE NIGHT	--
OWL	--
TOTAL TRIPS	26

SATURDAYS

AM	90
BASE	90
PM	90
EARLY EVENING	--
LATE NIGHT	--
OWL	--
TOTAL TRIPS	17

SUNDAYS

AM	--
BASE	--
PM	--
EARLY EVENING	--
LATE NIGHT	--
OWL	--
TOTAL TRIPS	--

SERVICE SPAN	5:30A - 9:00P	7:30A - 7:30P	NO SERVICE
---------------------	----------------------	----------------------	-------------------

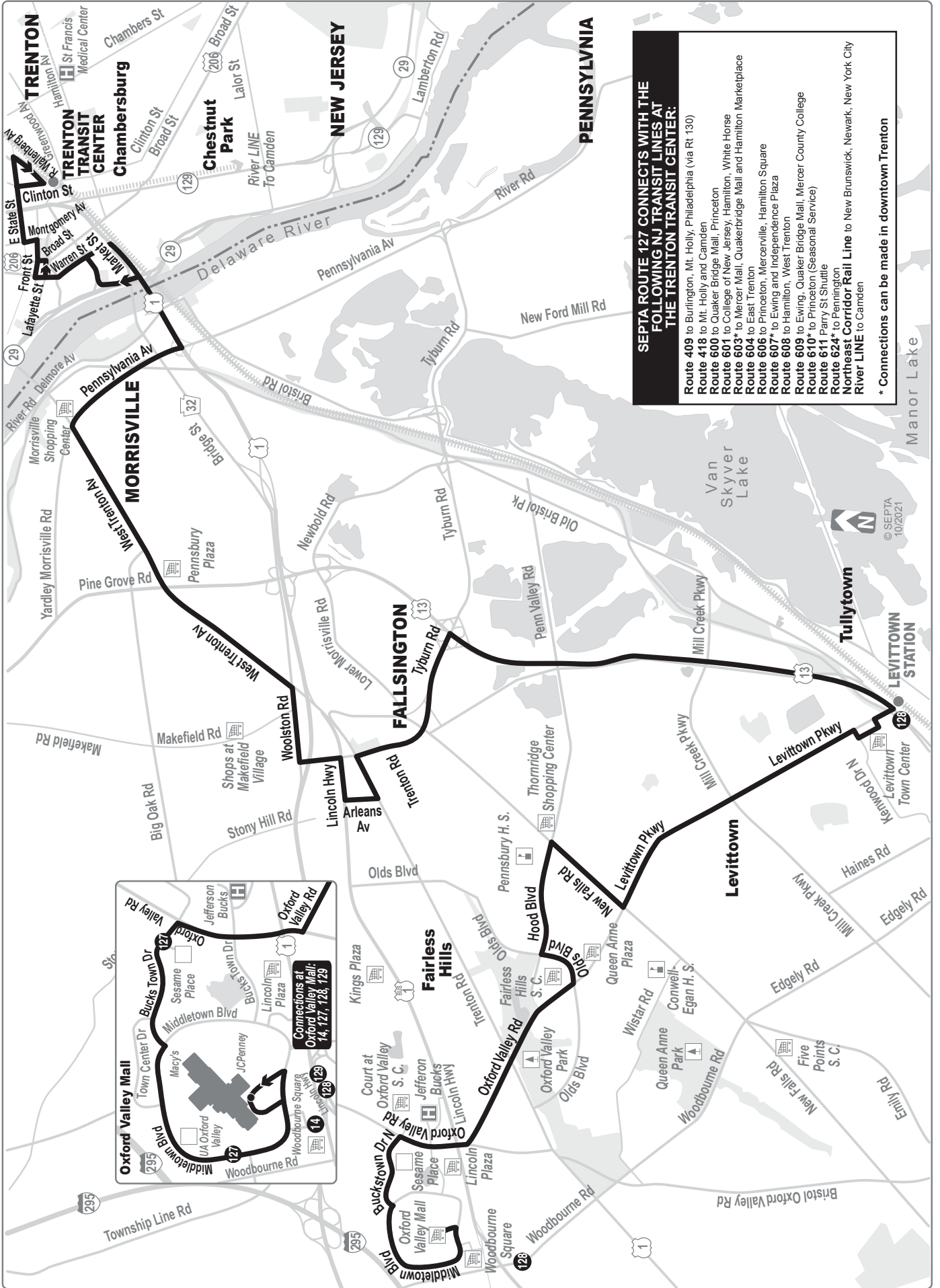
OPERATING STATISTICS

ONE WAY ROUTE MILES (AVG.)	19.1	<u>RANK</u>
DAILY AVERAGE (WK) RIDERSHIP	138	38TH
VEHICLE HOURS (ANNUAL)	10,054	
VEHICLE MILES (ANNUAL)	210,838	
PEAK VEHICLES	3	
FULLY ALLOCATED EXPENSES	\$1,213,342	
PASSENGER REVENUE	\$69,611	
OPERATING RATIO	6%	38TH
ON TIME % (SEASON)	77%	

FIGURES FOR THIS ROUTE INCLUDE OUTSIDE SUBSIDIES

CHARACTERISTICS

MODE	BUS
DIVISION	SURFACE - SUBURBAN
OPERATING DISTRICT(S)	FRONTIER
COUNTY(S) SERVED	BUCKS, MERCER, (NJ)
VEHICLE SIZE	40'



SEPTA ROUTE 127 CONNECTS WITH THE FOLLOWING NJ TRANSIT LINES AT THE TRENTON TRANSIT CENTER:

- Route 409 to Burlington, Mt. Holly, Philadelphia (via Rt. 130)
- Route 418 to Mt. Holly and Camden
- Route 600 to Quaker Bridge Mall, Princeton
- Route 601 to College of New Jersey, Hamilton, White Horse
- Route 603* to Mercer Mall, Quakerbridge Mall and Hamilton Marketplace
- Route 604 to East Trenton
- Route 606 to Princeton, Mercerville, Hamilton Square
- Route 607* to Ewing and Independence Plaza
- Route 608 to Hamilton, West Trenton
- Route 610* to Princeton, Mercer County College
- Route 611 Parry St Shuttle
- Route 624* to Pennington
- Northeast Corridor Rail Line to New Brunswick, Newark, New York City
- River Line to Camden

* Connections can be made in downtown Trenton

© SEPTA 10/2021

Oxford Valley Mall

Connections at Oxford Valley Mall: 14, 127, 128, 129

Map showing connections at Oxford Valley Mall with routes 14, 127, 128, and 129. Landmarks include Oxford Valley Mall, Woodbourne Square, and various shopping centers.

128

Neshaminy Mall
to
Oxford
Valley Mall



SEPTA

Serving Parx
Casino, Bristol
and Levittown

SERVICE LEVELS (FREQUENCY IN MINUTES)

WEEKDAYS

AM PEAK	60
BASE	60 TO 90
PM PEAK	60
EARLY EVENING	--
LATE NIGHT	--
OWL	--
TOTAL TRIPS	21

SATURDAYS

AM	90
BASE	90
PM	90
EARLY EVENING	--
LATE NIGHT	--
OWL	--
TOTAL TRIPS	16

SUNDAYS

AM	--
BASE	--
PM	--
EARLY EVENING	--
LATE NIGHT	--
OWL	--
TOTAL TRIPS	--

SERVICE SPAN

6:00A - 9:00P

6:00A - 8:00P

NO SERVICE

OPERATING STATISTICS

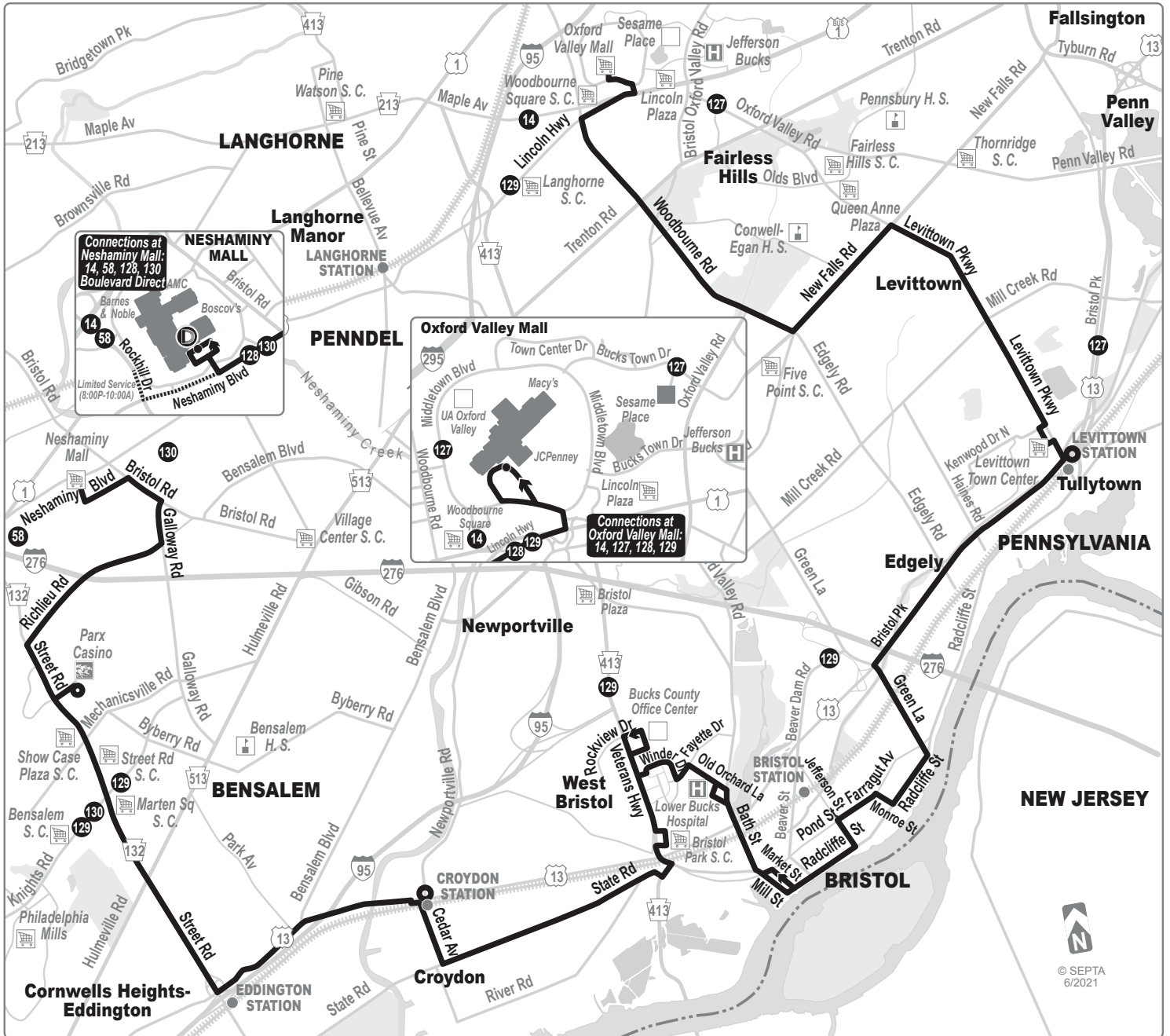
ONE WAY ROUTE MILES (AVG.)	26.8	<u>RANK</u>
DAILY AVERAGE (WK) RIDERSHIP	203	33RD
VEHICLE HOURS (ANNUAL)	11,901	
VEHICLE MILES (ANNUAL)	211,762	
PEAK VEHICLES	3	
FULLY ALLOCATED EXPENSES	\$1,319,032	
PASSENGER REVENUE	\$96,143	
OPERATING RATIO	7%	29TH
ON TIME % (SEASON)	68%	

FIGURES FOR THIS ROUTE INCLUDE

CHARACTERISTICS

MODE
DIVISION
OPERATING DISTRICT(S)
COUNTY(S) SERVED
VEHICLE SIZE

BUS
SURFACE - SUBURBAN
FRONTIER
BUCKS
40'



129

Frankford-
Knights
to Oxford
Valley Mall



SEPTA

Serving
Philadelphia Mills,
Bensalem and Bristol

SERVICE LEVELS (FREQUENCY IN MINUTES)

WEEKDAYS

AM PEAK	60
BASE	60
PM PEAK	60
EARLY EVENING	60
LATE NIGHT	1 TRIP
OWL	--
TOTAL TRIPS	35

SATURDAYS

AM	60
BASE	60
PM	60
EARLY EVENING	60
LATE NIGHT	--
OWL	--
TOTAL TRIPS	32

SUNDAYS

AM	1 TRIP
BASE	90
PM	90
EARLY EVENING	--
LATE NIGHT	--
OWL	--
TOTAL TRIPS	15

SERVICE SPAN

5:30A - 11:30P

6:00A - 11:00P

8:00A - 7:30P

OPERATING STATISTICS

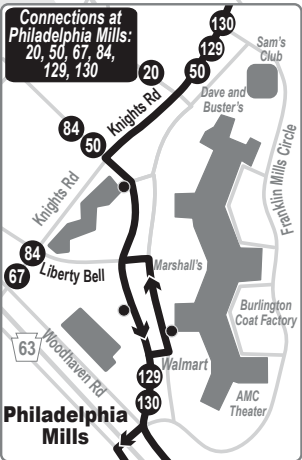
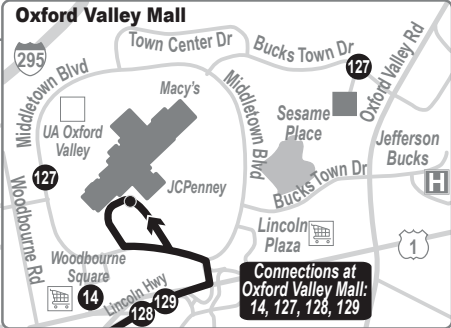
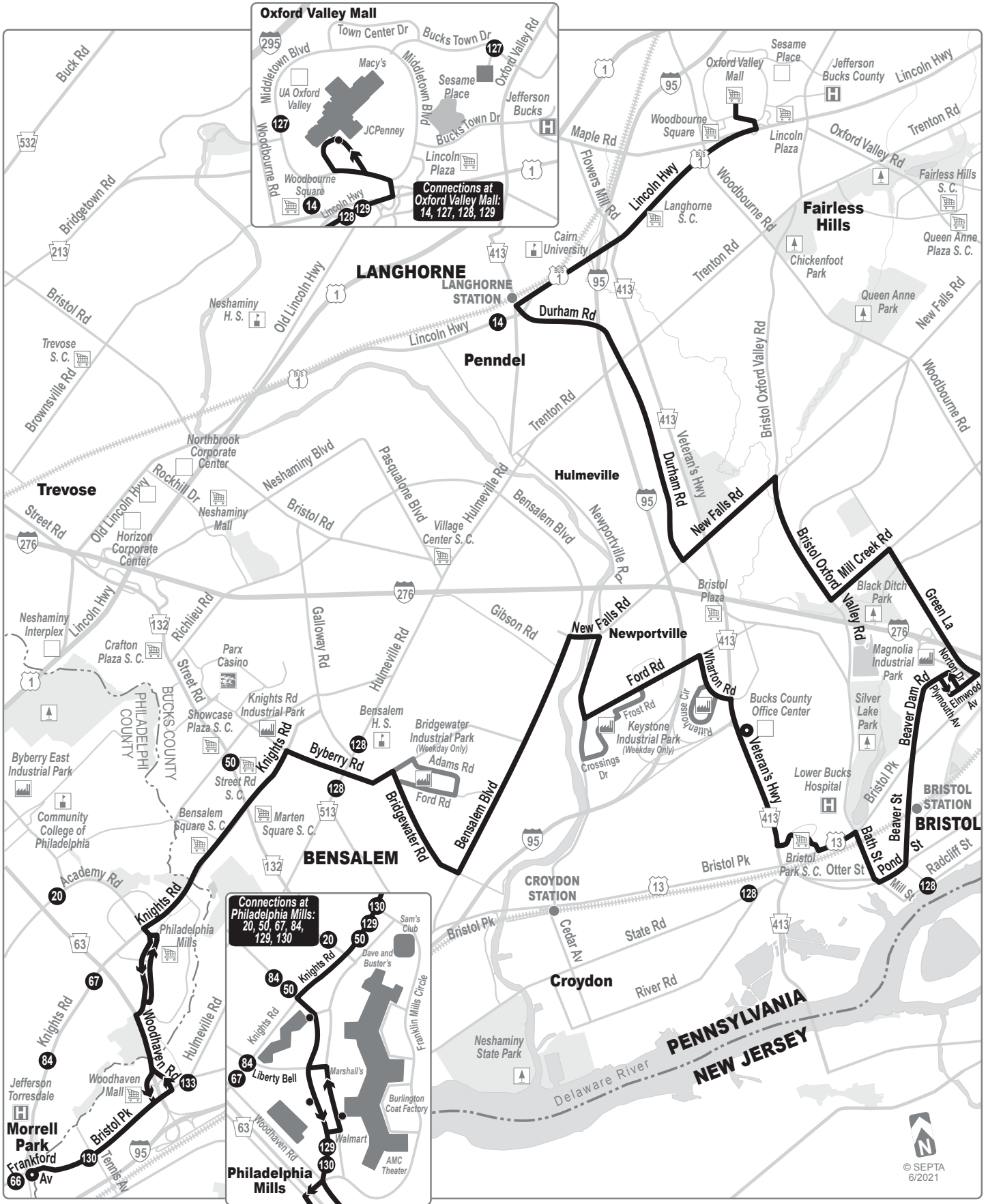
ONE WAY ROUTE MILES (AVG.)	24.4	<u>RANK</u>
DAILY AVERAGE (WK) RIDERSHIP	398	24TH
VEHICLE HOURS (ANNUAL)	21,228	
VEHICLE MILES (ANNUAL)	411,760	
PEAK VEHICLES	4	
FULLY ALLOCATED EXPENSES	\$2,274,654	
PASSENGER REVENUE	\$205,189	
OPERATING RATIO	9%	19TH
ON TIME % (SEASON)	78%	

FIGURES FOR THIS ROUTE INCLUDE OUTSIDE SUBSIDIES

CHARACTERISTICS

MODE
DIVISION
OPERATING DISTRICT(S)
COUNTY(S) SERVED
VEHICLE SIZE

BUS
SURFACE - SUBURBAN
FRONTIER
PHILADELPHIA, BUCKS
40'



130

Frankford-Knights to Bucks County Community College



SEPTA

Serving
Philadelphia Mills,
Neshaminy Mall
and Newtown

SERVICE LEVELS (FREQUENCY IN MINUTES)

WEEKDAYS

AM PEAK	60
BASE	60
PM PEAK	60
EARLY EVENING	60 TO 90
LATE NIGHT	1 TRIP
OWL	--
TOTAL TRIPS	33

SATURDAYS

AM	60
BASE	60
PM	60
EARLY EVENING	60
LATE NIGHT	--
OWL	--
TOTAL TRIPS	29

SUNDAYS

AM	1 TRIP
BASE	90
PM	90
EARLY EVENING	--
LATE NIGHT	--
OWL	--
TOTAL TRIPS	15

SERVICE SPAN

5:30A - 12:00A

6:30A - 10:00P

9:00A - 7:30P

OPERATING STATISTICS

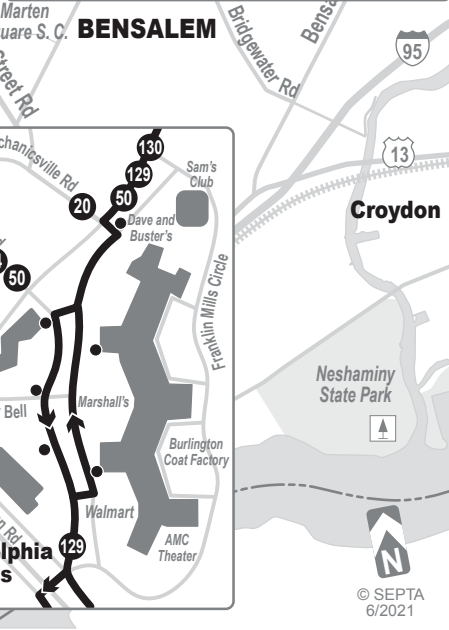
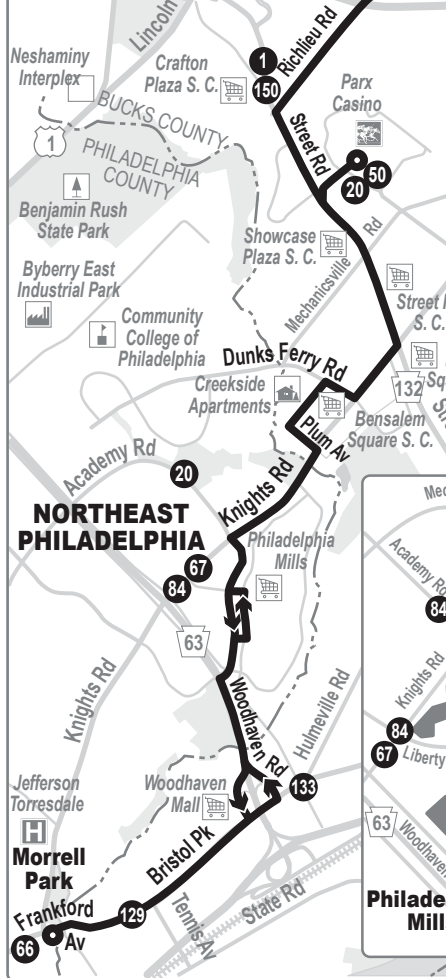
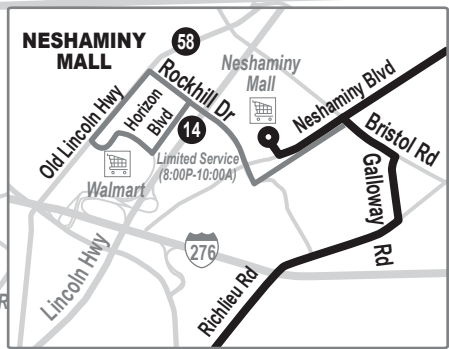
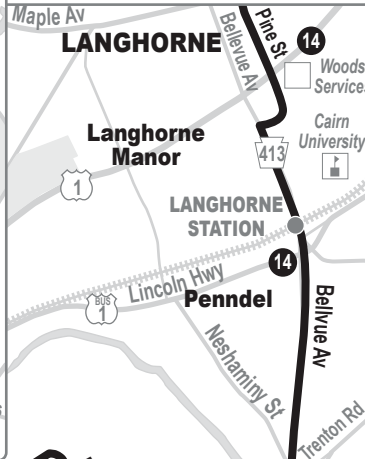
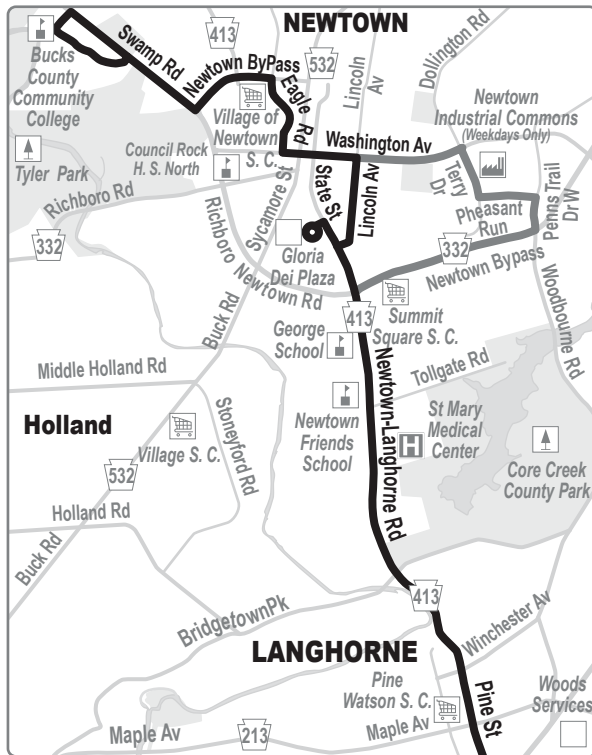
ONE WAY ROUTE MILES (AVG.)	23.6	<u>RANK</u>
DAILY AVERAGE (WK) RIDERSHIP	292	26TH
VEHICLE HOURS (ANNUAL)	18,431	
VEHICLE MILES (ANNUAL)	317,130	
PEAK VEHICLES	4	
FULLY ALLOCATED EXPENSES	\$1,960,678	
PASSENGER REVENUE	\$144,871	
OPERATING RATIO	7%	28TH
ON TIME % (SEASON)	76%	

FIGURES FOR THIS ROUTE INCLUDE OUTSIDE SUBSIDIES

CHARACTERISTICS

MODE
DIVISION
OPERATING DISTRICT(S)
COUNTY(S) SERVED
VEHICLE SIZE

BUS
SURFACE - SUBURBAN
FRONTIER
PHILADELPHIA, BUCKS
40'



131

Audubon to Norristown Transportation Center



SEPTA

Serving
Jeffersonville

SERVICE LEVELS (FREQUENCY IN MINUTES)

WEEKDAYS

AM PEAK	30
BASE	60 TO 30
PM PEAK	30
EARLY EVENING	2 TRIPS
LATE NIGHT	2 TRIPS
OWL	--
TOTAL TRIPS	46

SATURDAYS

AM	60
BASE	60
PM	60
EARLY EVENING	2 TRIPS
LATE NIGHT	2 TRIPS
OWL	--
TOTAL TRIPS	32

SUNDAYS

AM	60
BASE	60
PM	60
EARLY EVENING	2 TRIPS
LATE NIGHT	2 TRIPS
OWL	--
TOTAL TRIPS	32

SERVICE SPAN

5:00A - 11:30P

5:30A - 11:30P

5:30A - 11:30P

OPERATING STATISTICS

ONE WAY ROUTE MILES (AVG.)	8.1
DAILY AVERAGE (WK) RIDERSHIP	277
VEHICLE HOURS (ANNUAL)	14,971
VEHICLE MILES (ANNUAL)	113,690
PEAK VEHICLES	3
FULLY ALLOCATED EXPENSES	\$1,330,254
PASSENGER REVENUE	\$171,027
OPERATING RATIO	13%
ON TIME % (SEASON)	85%

RANK

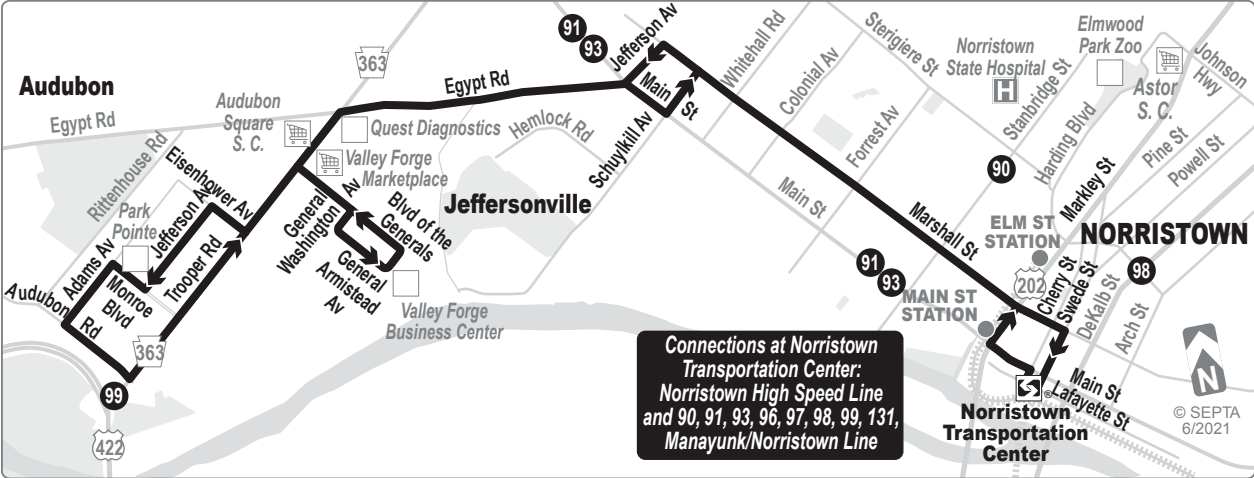
28TH

8TH

CHARACTERISTICS

MODE
DIVISION
OPERATING DISTRICT(S)
COUNTY(S) SERVED
VEHICLE SIZE

BUS
SURFACE - SUBURBAN
FRONTIER
MONTGOMERY
40'



132

Telford to Montgomery Mall



SEPTA

Serving Lansdale

SERVICE LEVELS (FREQUENCY IN MINUTES)

WEEKDAYS

AM PEAK	60
BASE	60
PM PEAK	60
EARLY EVENING	90
LATE NIGHT	--
OWL	--
TOTAL TRIPS	28

SATURDAYS

AM	70
BASE	70
PM	70
EARLY EVENING	120
LATE NIGHT	--
OWL	--
TOTAL TRIPS	24

SUNDAYS

AM	--
BASE	LTD
PM	3 TRIPS
EARLY EVENING	--
LATE NIGHT	--
OWL	--
TOTAL TRIPS	7

SERVICE SPAN

4:30A - 10:30P

7:00A - 10:30P

9:00A - 7:30P

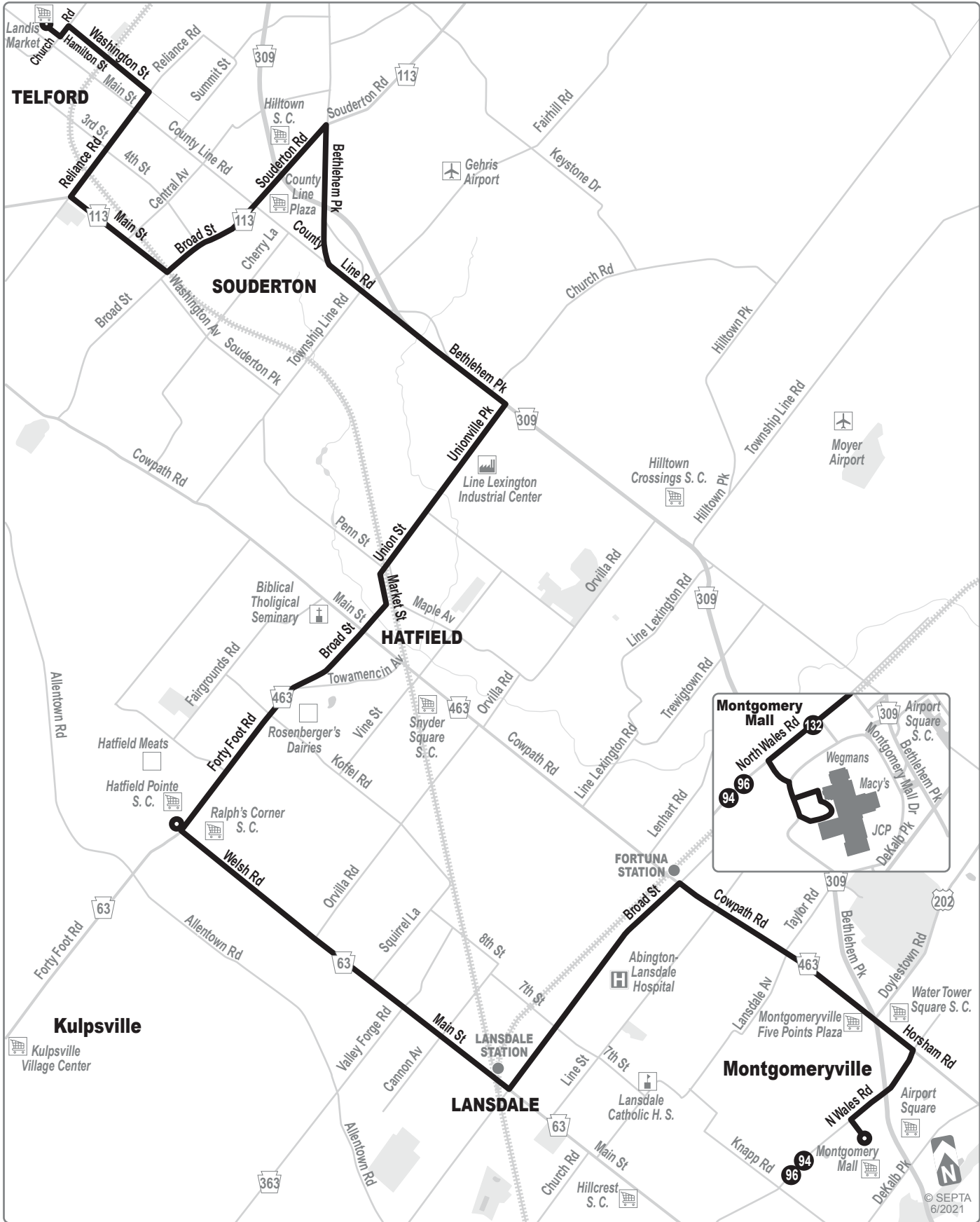
OPERATING STATISTICS

ONE WAY ROUTE MILES (AVG.)	15.8	<u>RANK</u>
DAILY AVERAGE (WK) RIDERSHIP	196	35TH
VEHICLE HOURS (ANNUAL)	11,591	
VEHICLE MILES (ANNUAL)	183,404	
PEAK VEHICLES	2	
FULLY ALLOCATED EXPENSES	\$1,155,319	
PASSENGER REVENUE	\$101,178	
OPERATING RATIO	9%	21ST
ON TIME % (SEASON)	84%	

CHARACTERISTICS

MODE
DIVISION
OPERATING DISTRICT(S)
COUNTY(S) SERVED
VEHICLE SIZE

BUS
SURFACE - SUBURBAN
FRONTIER
BUCKS, MONTGOMERY
40'



133

Frankford- Knights to Bensalem



SEPTA

Serving
Cornwells Heights

SERVICE LEVELS (FREQUENCY IN MINUTES)

WEEKDAYS

AM PEAK	3 TRIPS
BASE	LTD
PM PEAK	3 TRIPS
EARLY EVENING	--
LATE NIGHT	--
OWL	--
TOTAL TRIPS	11

SATURDAYS

AM	--
BASE	2 TRIPS
PM	--
EARLY EVENING	--
LATE NIGHT	--
OWL	--
TOTAL TRIPS	2

SUNDAYS

AM	--
BASE	--
PM	--
EARLY EVENING	--
LATE NIGHT	--
OWL	--
TOTAL TRIPS	--

SERVICE SPAN

6:30A - 6:00P

11:30A - 12:30P

NO SERVICE

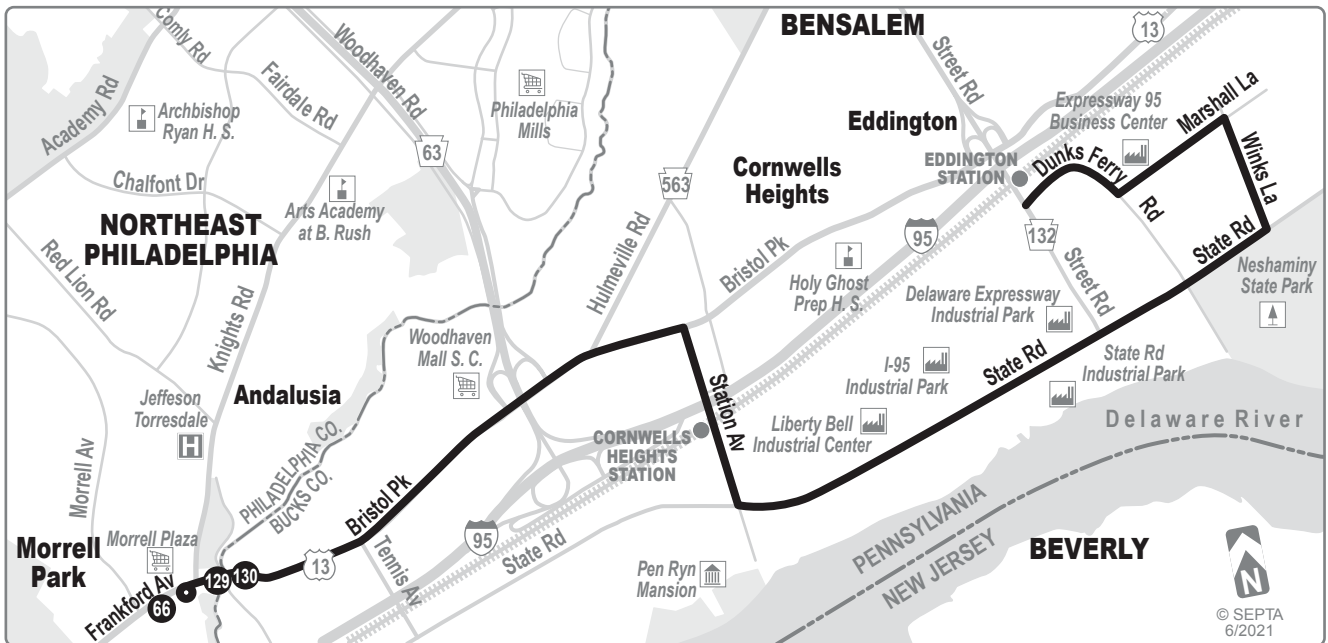
OPERATING STATISTICS

ONE WAY ROUTE MILES (AVG.)	5.2	<u>RANK</u>
DAILY AVERAGE (WK) RIDERSHIP	27	42ND
VEHICLE HOURS (ANNUAL)	2,375	
VEHICLE MILES (ANNUAL)	36,527	
PEAK VEHICLES	1	
FULLY ALLOCATED EXPENSES	\$293,660	
PASSENGER REVENUE	\$38,831	
OPERATING RATIO	13%	42ND
ON TIME % (SEASON)	93%	

CHARACTERISTICS

MODE
DIVISION
OPERATING DISTRICT(S)
COUNTY(S) SERVED
VEHICLE SIZE

BUS
SURFACE - SUBURBAN
FRONTIER
PHILADELPHIA, BUCKS
40'



NORTHEAST PHILADELPHIA

Andalusia

BENSALEM

Cornwells Heights

Eddington

Morrell Park

CORNWELLS HEIGHTS STATION

EDDINGTON STATION

BEVERLY

© SEPTA
6/2021

135

Coatesville to West Chester Transportation Center



SEPTA

Serving
Thorndale,
Downingtown and
Exton

EFFECTIVE AUGUST 1, 2021

SERVICE LEVELS (FREQUENCY IN MINUTES)

WEEKDAYS

AM PEAK	75
BASE	75
PM PEAK	75
EARLY EVENING	3 TRIPS
LATE NIGHT	--
OWL	--
TOTAL TRIPS	25

SATURDAYS

AM	70
BASE	70
PM	70
EARLY EVENING	3 TRIPS
LATE NIGHT	--
OWL	--
TOTAL TRIPS	26

SUNDAYS

AM	70
BASE	70
PM	70
EARLY EVENING	--
LATE NIGHT	--
OWL	--
TOTAL TRIPS	20

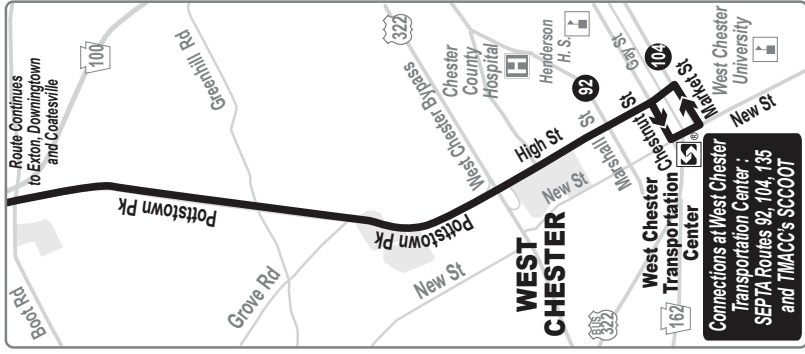
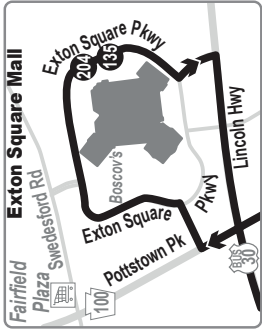
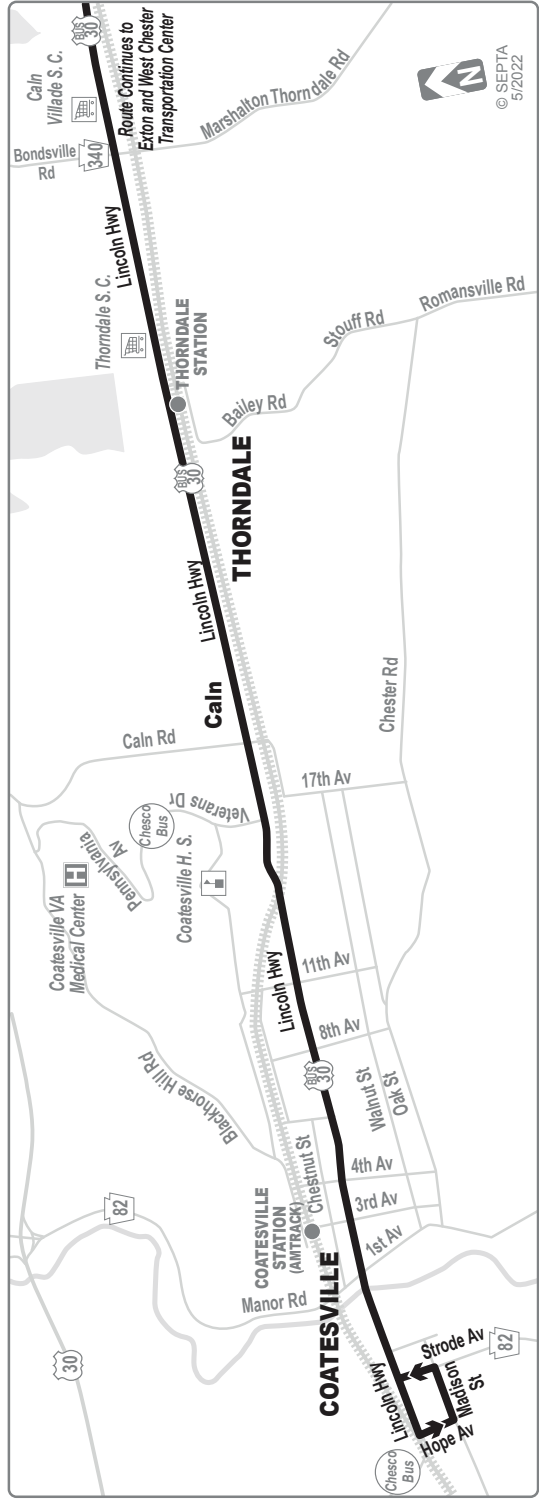
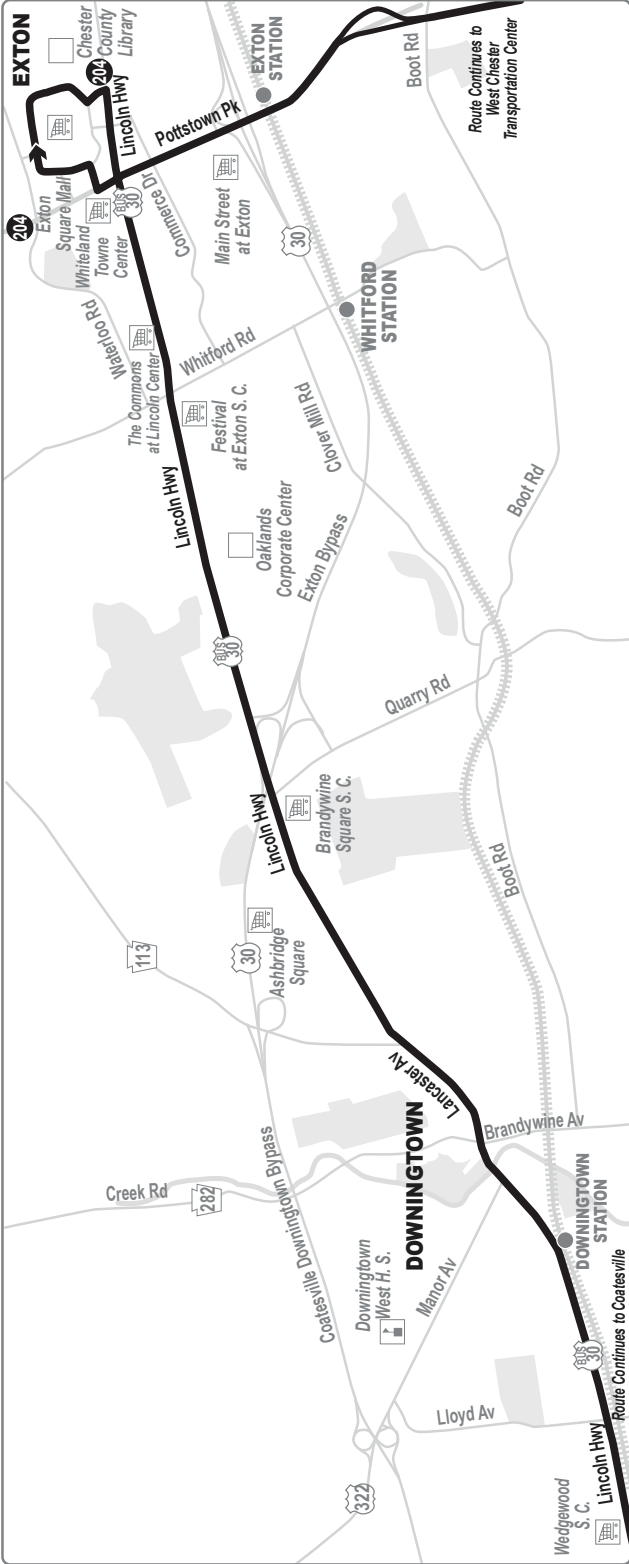
SERVICE SPAN	6:00A - 9:00P	6:30A - 9:30P	7:00A - 6:30P
---------------------	----------------------	----------------------	----------------------

OPERATING STATISTICS

ONE WAY ROUTE MILES (AVG.)	18.6	<u>RANK</u>
DAILY AVERAGE (WK) RIDERSHIP	336	45TH
VEHICLE HOURS (ANNUAL)	14, 835	
VEHICLE MILES (ANNUAL)	237, 359	
PEAK VEHICLES	2	
FULLY ALLOCATED EXPENSES	\$1,427,350	
PASSENGER REVENUE	\$174,200	N/A
OPERATING RATIO	12%	
ON TIME % (SEASON)		

CHARACTERISTICS

MODE	BUS
DIVISION	SURFACE - SUBURBAN
OPERATING DISTRICT(S)	FRONTIER
COUNTY(S) SERVED	CHESTER
VEHICLE SIZE	40'



Connections at West Chester Transportation Center:
SEPTA Routes 92, 104, 135
and TMACC's SCC00T

139

Limerick to King of Prussia



SEPTA

Serving
Royersford and
Phoenixville

SERVICE LEVELS (FREQUENCY IN MINUTES)

WEEKDAYS

AM PEAK	60
BASE	90 TO 60
PM PEAK	60
EARLY EVENING	70
LATE NIGHT	1 TRIP
OWL	--
TOTAL TRIPS	32

SATURDAYS

AM	90
BASE	90
PM	90
EARLY EVENING	90
LATE NIGHT	1 TRIP
OWL	--
TOTAL TRIPS	21

SUNDAYS

AM	--
BASE	--
PM	--
EARLY EVENING	--
LATE NIGHT	--
OWL	--
TOTAL TRIPS	--

SERVICE SPAN

4:30A - 11:00P

7:00A - 11:30P

NO SERVICE

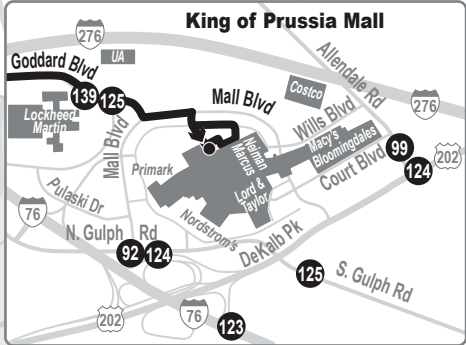
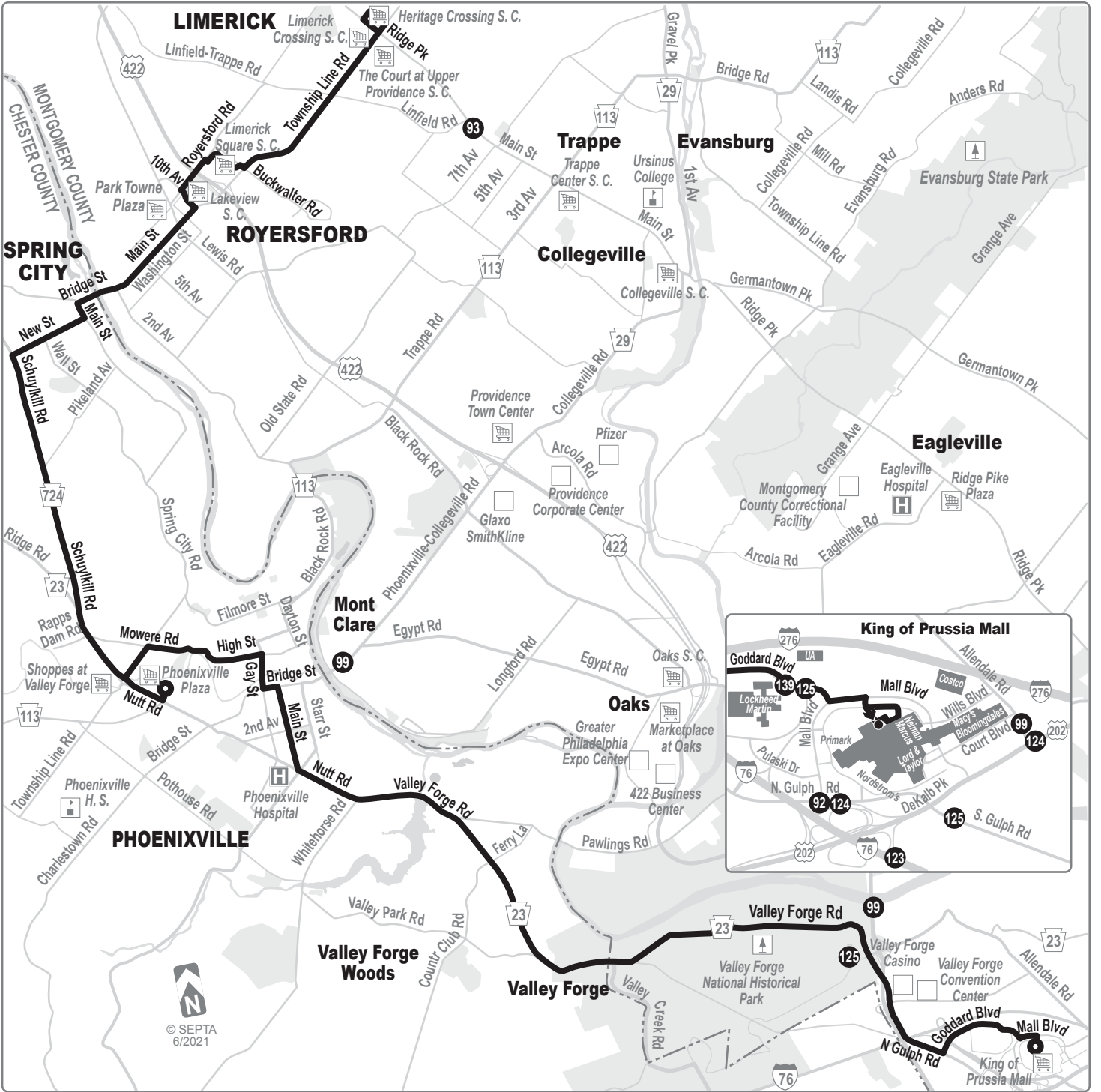
OPERATING STATISTICS

ONE WAY ROUTE MILES (AVG.)	19.3	<u>RANK</u>
DAILY AVERAGE (WK) RIDERSHIP	203	34TH
VEHICLE HOURS (ANNUAL)	12,815	
VEHICLE MILES (ANNUAL)	210,889	
PEAK VEHICLES	3	
FULLY ALLOCATED EXPENSES	\$1,369,138	
PASSENGER REVENUE	\$95,176	
OPERATING RATIO	7%	32ND
ON TIME % (SEASON)	86%	

CHARACTERISTICS

MODE
DIVISION
OPERATING DISTRICT(S)
COUNTY(S) SERVED
VEHICLE SIZE

BUS
SURFACE - SUBURBAN
FRONTIER
MONTGOMERY, CHESTER
40'



150

Parx Casino to Plymouth Meeting Mall



SEPTA

SERVICE LEVELS (FREQUENCY IN MINUTES)

WEEKDAYS

AM PEAK	--
BASE	LTD
PM PEAK	3 TRIPS
EARLY EVENING	2 TRIPS
LATE NIGHT	1 TRIP
OWL	-
TOTAL TRIPS	11

SATURDAYS

AM	2 TRIPS
BASE	2 TRIPS
PM	2 TRIPS
EARLY EVENING	--
LATE NIGHT	2 TRIPS
OWL	--
TOTAL TRIPS	8

SUNDAYS

AM	--
BASE	--
PM	--
EARLY EVENING	--
LATE NIGHT	--
OWL	--
TOTAL TRIPS	--

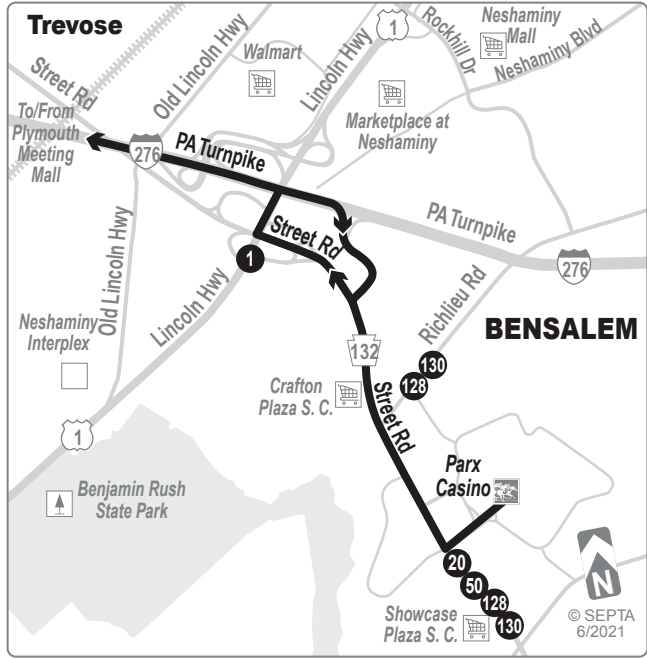
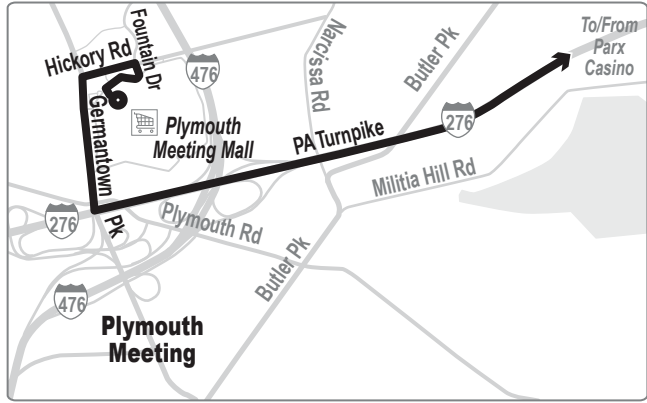
SERVICE SPAN	11:00A - 12:00A	6:30A - 12:00A	NO SERVICE
--------------	-----------------	----------------	------------

OPERATING STATISTICS

ONE WAY ROUTE MILES (AVG.)	22.0	<u>RANK</u>
DAILY AVERAGE (WK) RIDERSHIP	22	43RD
VEHICLE HOURS (ANNUAL)	4,136	
VEHICLE MILES (ANNUAL)	93,397	
PEAK VEHICLES	2	
FULLY ALLOCATED EXPENSES	\$586,279	
PASSENGER REVENUE	\$10,329	
OPERATING RATIO	2%	44TH
ON TIME % (SEASON)	96%	

CHARACTERISTICS

MODE	BUS
DIVISION	SURFACE - SUBURBAN
OPERATING DISTRICT(S)	FRONTIER
COUNTY(S) SERVED	BUCKS, MONTGOMERY
VEHICLE SIZE	40'



201

Fort Washington Office Center to Fort Washington Station



SEPTA

SERVICE LEVELS (FREQUENCY IN MINUTES)

WEEKDAYS

AM PEAK	30
BASE	60
PM PEAK	30
EARLY EVENING	--
LATE NIGHT	--
OWL	--
TOTAL TRIPS	32

SATURDAYS

AM	--
BASE	--
PM	--
EARLY EVENING	--
LATE NIGHT	--
OWL	--
TOTAL TRIPS	--

SUNDAYS

AM	--
BASE	--
PM	--
EARLY EVENING	--
LATE NIGHT	--
OWL	--
TOTAL TRIPS	--

SERVICE SPAN

6:30A - 7:00P

NO SERVICE

NO SERVICE

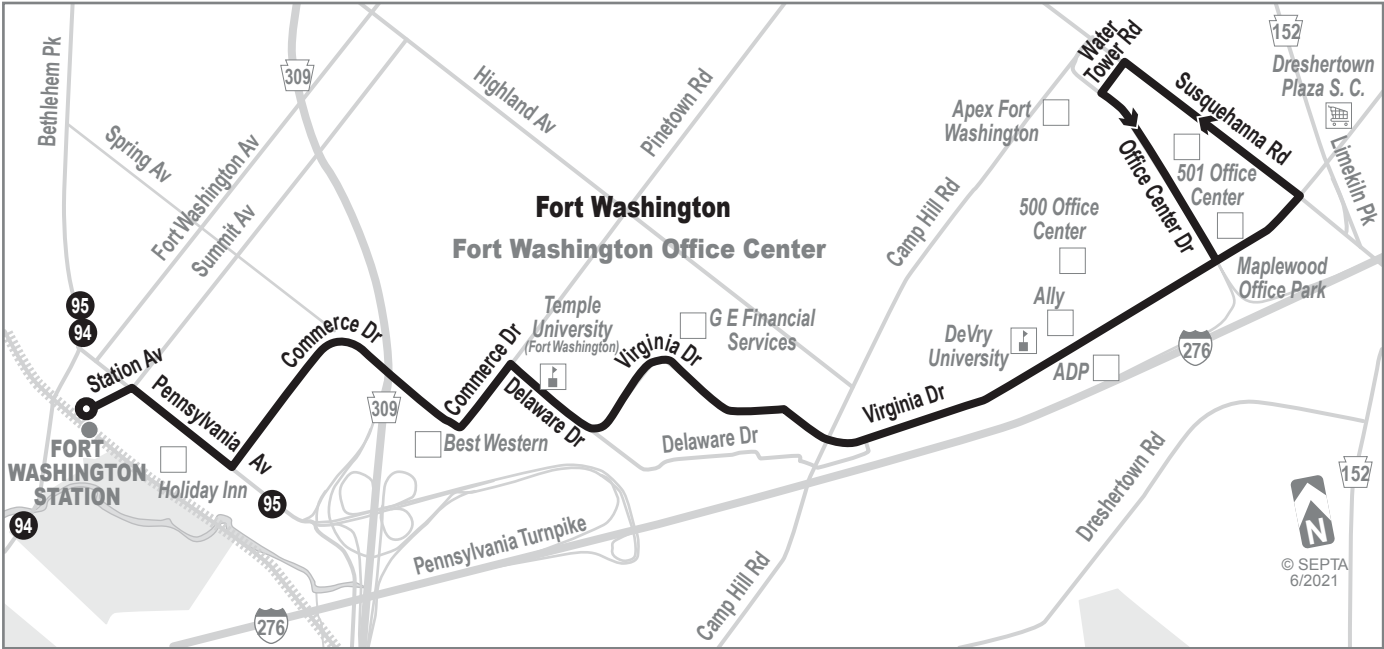
OPERATING STATISTICS

ONE WAY ROUTE MILES (AVG.)	3.3	<u>RANK</u>
DAILY AVERAGE (WK) RIDERSHIP	21	44TH
VEHICLE HOURS (ANNUAL)	3,578	
VEHICLE MILES (ANNUAL)	40,380	
PEAK VEHICLES	1	
FULLY ALLOCATED EXPENSES	\$367,867	
PASSENGER REVENUE	\$9,111	
OPERATING RATIO	2%	43RD
ON TIME % (SEASON)	N/A	

CHARACTERISTICS

MODE
DIVISION
OPERATING DISTRICT(S)
COUNTY(S) SERVED
VEHICLE SIZE

BUS
SURFACE - SUBURBAN
FRONTIER
MONTGOMERY
40'



206

The Commons at Great Valley to Paoli Station



SEPTA

Serving Great Valley
Corporate Center

SERVICE LEVELS (FREQUENCY IN MINUTES)

WEEKDAYS

AM PEAK	30
BASE	30 TO 60
PM PEAK	30
EARLY EVENING	--
LATE NIGHT	--
OWL	--
TOTAL TRIPS	15

SATURDAYS

AM	--
BASE	--
PM	--
EARLY EVENING	--
LATE NIGHT	--
OWL	--
TOTAL TRIPS	--

SUNDAYS

AM	--
BASE	--
PM	--
EARLY EVENING	--
LATE NIGHT	--
OWL	--
TOTAL TRIPS	--

SERVICE SPAN

6:30A - 6:30P

NO SERVICE

NO SERVICE

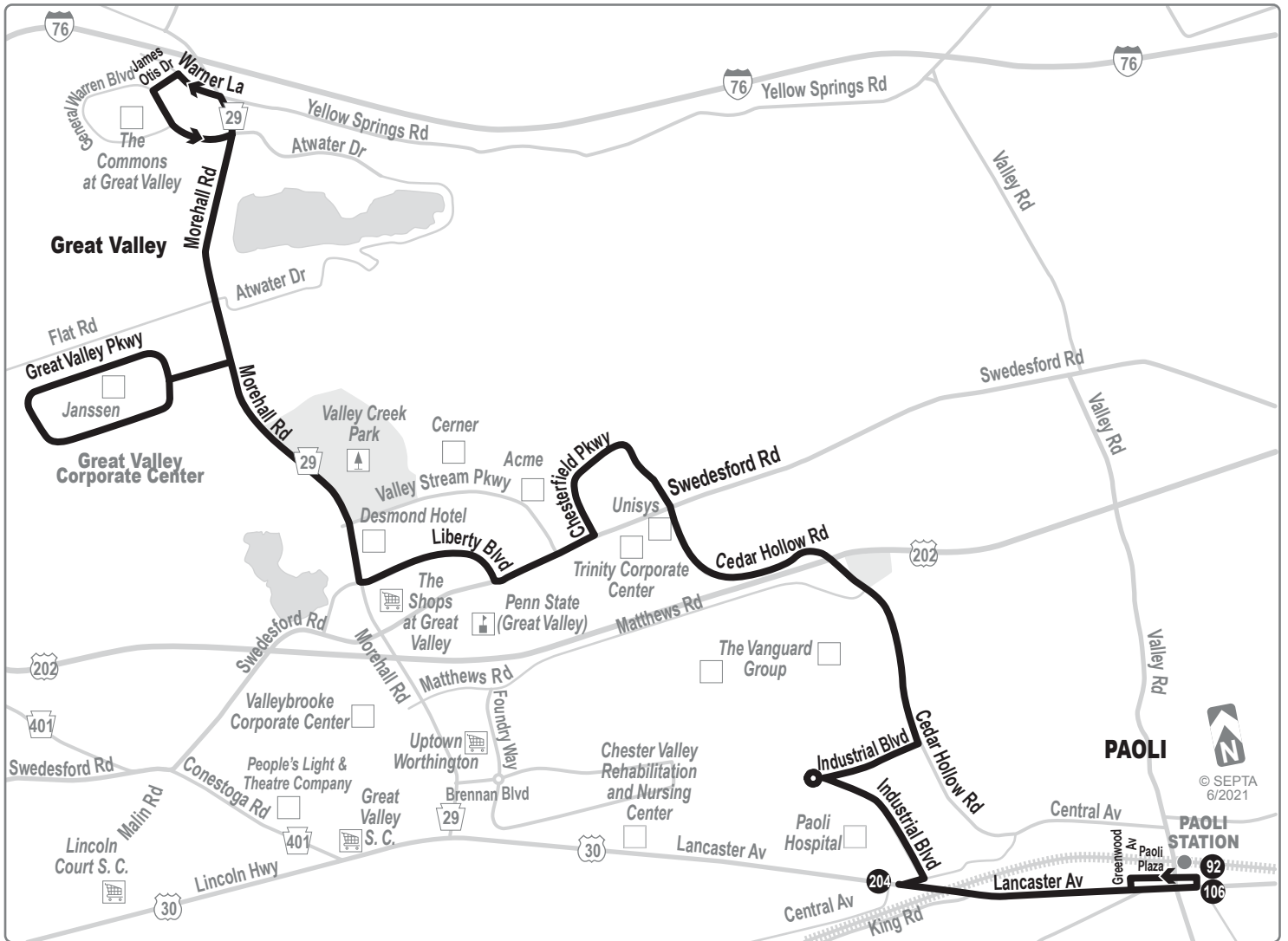
OPERATING STATISTICS

ONE WAY ROUTE MILES (AVG.)	7.2	<u>RANK</u>
DAILY AVERAGE (WK) RIDERSHIP	40	41ST
VEHICLE HOURS (ANNUAL)	4,613	
VEHICLE MILES (ANNUAL)	72,437	
PEAK VEHICLES	2	
FULLY ALLOCATED EXPENSES	\$578,575	
PASSENGER REVENUE	\$17,659	
OPERATING RATIO	3%	42ND
ON TIME % (SEASON)	N/A	

CHARACTERISTICS

MODE
DIVISION
OPERATING DISTRICT(S)
COUNTY(S) SERVED
VEHICLE SIZE

BUS
SURFACE - SUBURBAN
FRONTIER
CHESTER
40'





Contract Operations



LUCY

Loop Through University City



SEPTA

Serving Amtrak
30th Street Station

SERVICE LEVELS (FREQUENCY IN MINUTES)

<u>WEEKDAYS</u>	<u>GOLD</u>	<u>GREEN</u>	<u>SATURDAYS</u>	<u>SUNDAYS</u>
AM PEAK	9	9	AM	--
BASE	15	15	BASE	--
PM PEAK	12 - 15	12 - 15	PM	--
EARLY EVENING	--	--	EARLY EVENING	--
LATE NIGHT	--	--	LATE NIGHT	--
OWL	--	--	OWL	--
TOTAL TRIPS	50	36	TOTAL TRIPS	--

SERVICE SPAN	6:00A - 7:30P	NO SERVICE	NO SERVICE
---------------------	----------------------	-------------------	-------------------

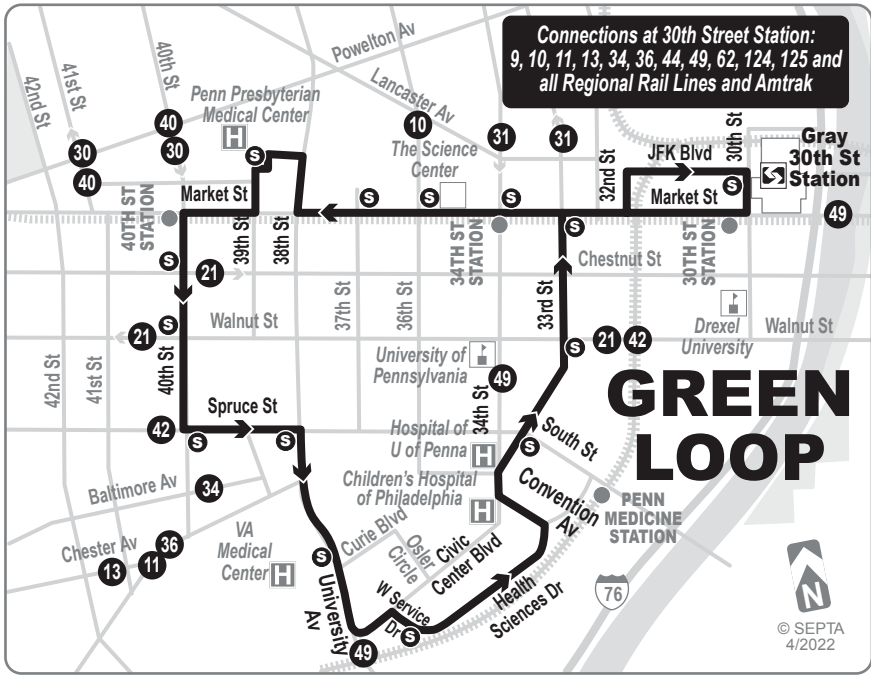
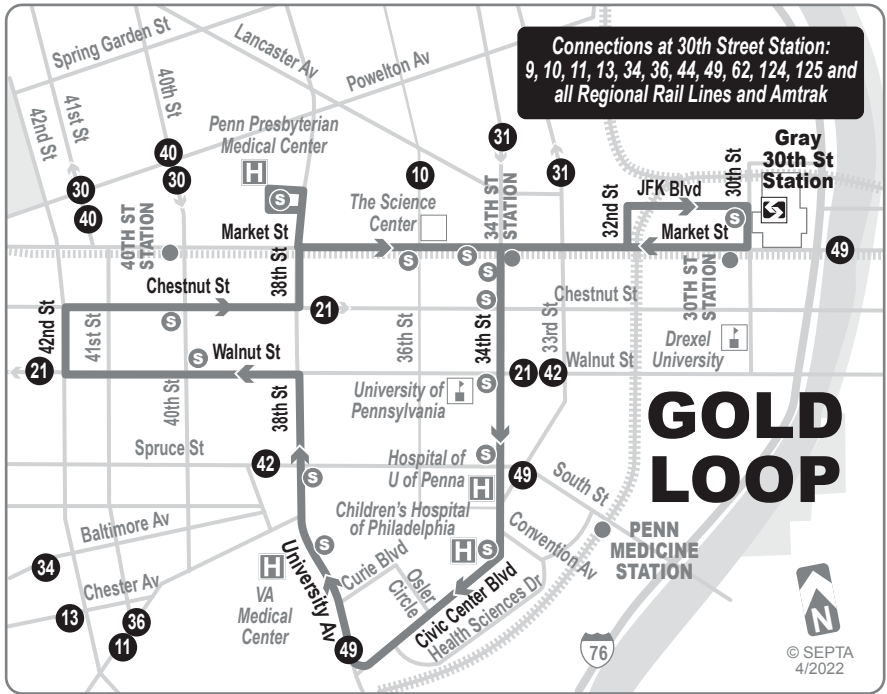
OPERATING STATISTICS

	<u>GOLD</u>	<u>GREEN</u>	<u>RANK</u>
ONE WAY ROUTE MILES (AVG.)	4.0	3.8	
DAILY AVERAGE (WK) RIDERSHIP		108	2ND
VEHICLE HOURS (ANNUAL)		11,530	
VEHICLE MILES (ANNUAL)		63,069	
PEAK VEHICLES		7	
FULLY ALLOCATED EXPENSES	\$1,750,027		
PASSENGER REVENUE	\$47,025		
OPERATING RATIO		3%	1ST
ON TIME % (SEASON)		89%	

FIGURES FOR THIS ROUTE EXCLUDE OUTSIDE SUBSIDIES

CHARACTERISTICS

MODE	BUS
DIVISION	SURFACE - CITY
OPERATING DISTRICT(S)	CONTRACT OPERATIONS
COUNTY(S) SERVED	PHILADELPHIA
VEHICLE SIZE	30'



204

Eagleview to Paoli Station



SEPTA

Serving
Lionville and Exton

SERVICE LEVELS (FREQUENCY IN MINUTES)

WEEKDAYS

AM PEAK	30 - 60
BASE	60
PM PEAK	60
EARLY EVENING	3 TRIPS
LATE NIGHT	--
OWL	--
TOTAL TRIPS	29

SATURDAYS

AM	2 TRIPS
BASE	120
PM	120
EARLY EVENING	2 TRIPS
LATE NIGHT	--
OWL	--
TOTAL TRIPS	14

SUNDAYS

AM	1 TRIP
BASE	120
PM	3 TRIPS
EARLY EVENING	--
LATE NIGHT	--
OWL	--
TOTAL TRIPS	11

SERVICE SPAN

7:00A - 9:00P

7:30A - 9:00P

8:00P - 7:00P

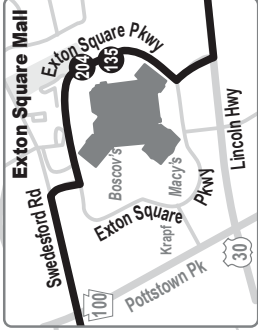
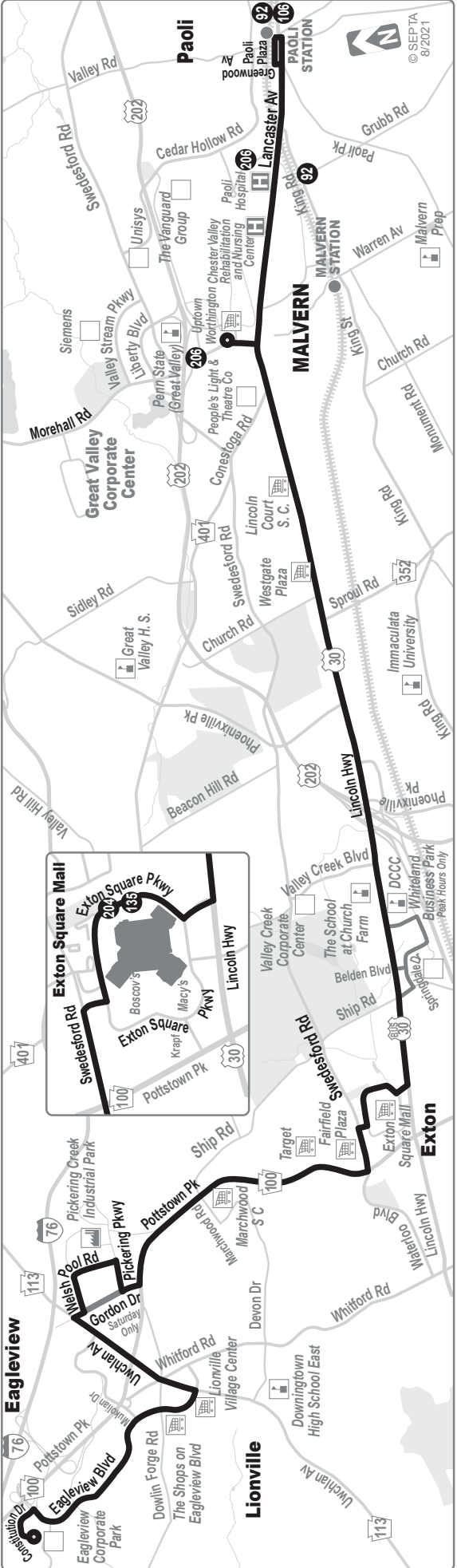
OPERATING STATISTICS

ONE WAY ROUTE MILES (AVG.)	15.2	<u>RANK</u>
DAILY AVERAGE (WK) RIDERSHIP	74	4TH
VEHICLE HOURS (ANNUAL)	7,836	
VEHICLE MILES (ANNUAL)	127,068	
PEAK VEHICLES	3	
FULLY ALLOCATED EXPENSES	\$588,265	
PASSENGER REVENUE	\$33,301	
OPERATING RATIO	6%	4TH
ON TIME % (SEASON)	N/A	

CHARACTERISTICS

MODE
DIVISION
OPERATING DISTRICT(S)
COUNTY(S) SERVED
VEHICLE SIZE

BUS
SURFACE - SUBURBAN
CONTRACT OPERATIONS
CHESTER
30'



310

Horsham Breeze Red



SEPTA

Serving
Willow Grove

SERVICE LEVELS (FREQUENCY IN MINUTES)

WEEKDAYS

AM PEAK	30
BASE	30
PM PEAK	30
EARLY EVENING	45
LATE NIGHT	3 TRIPS
OWL	--
TOTAL TRIPS	35

SATURDAYS

AM	90
BASE	90
PM	90
EARLY EVENING	3 TRIPS
LATE NIGHT	--
OWL	--
TOTAL TRIPS	12

SUNDAYS

AM	--
BASE	--
PM	--
EARLY EVENING	--
LATE NIGHT	--
OWL	--
TOTAL TRIPS	--

SERVICE SPAN

6:00A - 11:00P

7:00A - 11:30P

NO SERVICE

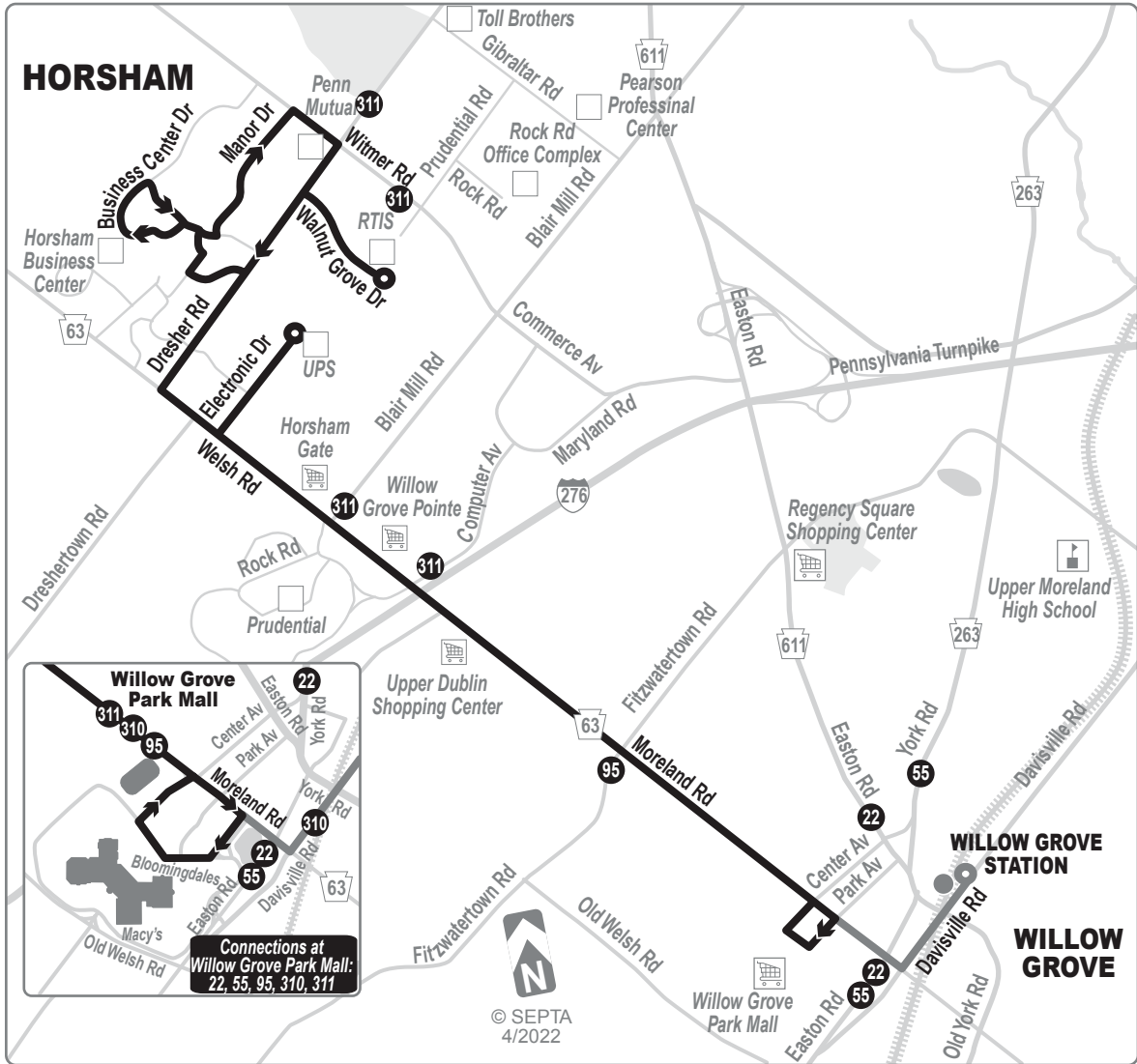
OPERATING STATISTICS

ONE WAY ROUTE MILES (AVG.)	9.0	RANK
DAILY AVERAGE (WK) RIDERSHIP	150	1ST
VEHICLE HOURS (ANNUAL)	5,887	
VEHICLE MILES (ANNUAL)	70,679	
PEAK VEHICLES	4	
FULLY ALLOCATED EXPENSES	\$543,295	
PASSENGER REVENUE	\$65,220	
OPERATING RATIO	12%	3RD
ON TIME % (SEASON)	82%	

CHARACTERISTICS

MODE	BUS
DIVISION	SURFACE - SUBURBAN
OPERATING DISTRICT(S)	CONTRACT OPERATIONS
COUNTY(S) SERVED	MONTGOMERY
VEHICLE SIZE	30'

HORSHAM



311

Horsham Breeze Blue



SEPTA

Serving
Willow Grove

SERVICE LEVELS (FREQUENCY IN MINUTES)

WEEKDAYS

AM PEAK	30
BASE	30
PM PEAK	30
EARLY EVENING	2 TRIPS
LATE NIGHT	--
OWL	--
TOTAL TRIPS	31

SATURDAYS

AM	90
BASE	90
PM	90
EARLY EVENING	2 TRIPS
LATE NIGHT	1 TRIP
OWL	--
TOTAL TRIPS	12

SUNDAYS

AM	--
BASE	--
PM	--
EARLY EVENING	--
LATE NIGHT	--
OWL	--
TOTAL TRIPS	--

SERVICE SPAN

6:00A - 9:30P

6:30A - 10:30P

NO SERVICE

OPERATING STATISTICS

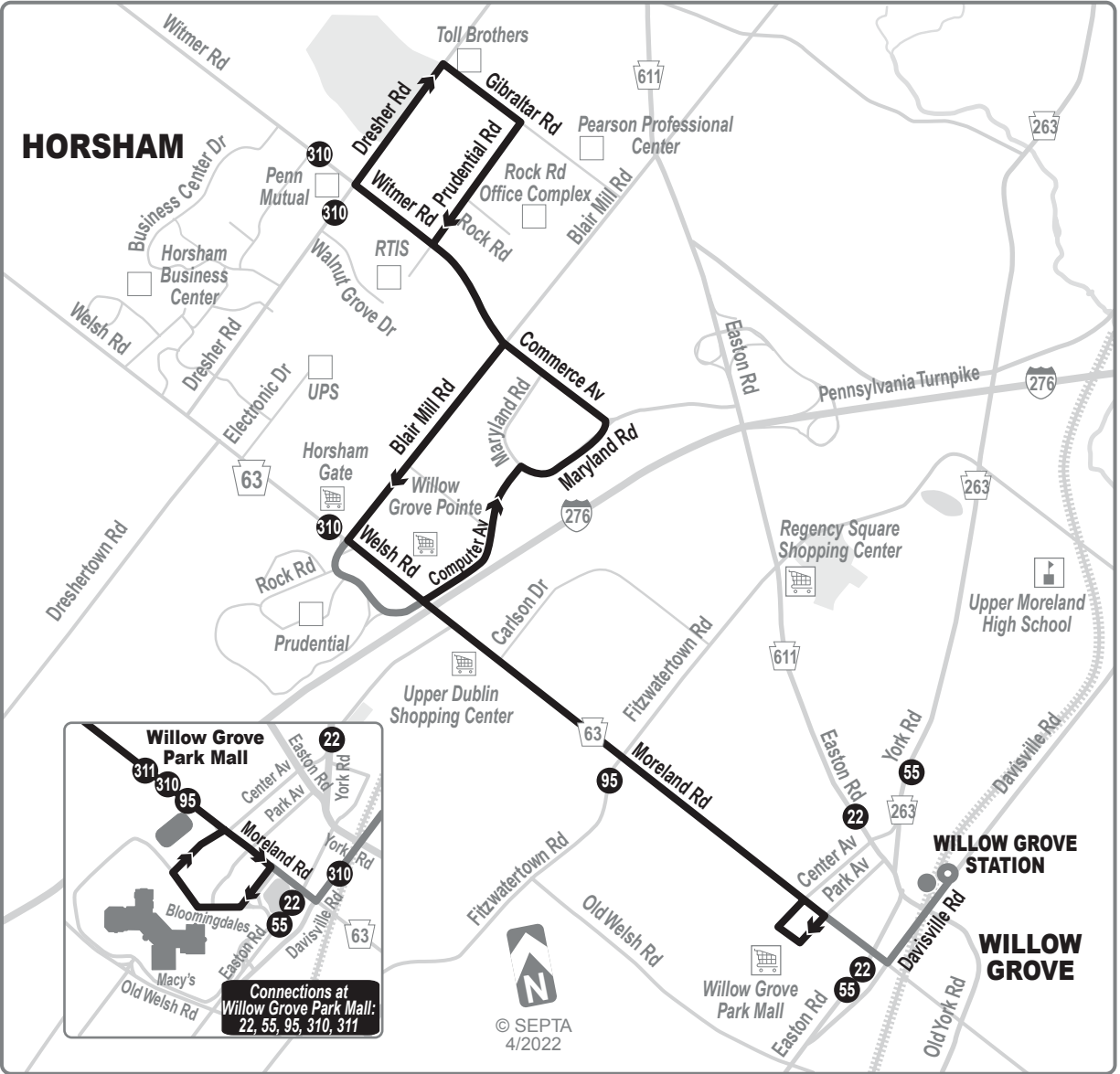
ONE WAY ROUTE MILES (AVG.)	8.5	<u>RANK</u>
DAILY AVERAGE (WK) RIDERSHIP	96	3RD
VEHICLE HOURS (ANNUAL)	5,087	
VEHICLE MILES (ANNUAL)	58,754	
PEAK VEHICLES	4	
FULLY ALLOCATED EXPENSES	\$492,845	
PASSENGER REVENUE	\$41,558	
OPERATING RATIO	8%	2ND
ON TIME % (SEASON)	84%	

*IN FEBRUARY 2017 ROUTE 311 WAS IMPLEMENTED.

CHARACTERISTICS

MODE
DIVISION
OPERATING DISTRICT(S)
COUNTY(S) SERVED
VEHICLE SIZE

BUS
SURFACE - SUBURBAN
CONTRACT OPERATIONS
MONTGOMERY
30'



HORSHAM

WILLOW GROVE STATION

WILLOW GROVE

Willow Grove Park Mall

311, 310, 95, 22, 55, 310, 311

Center Av, Park Av, York Rd, Moreland Rd, Bloomingdale Rd, Easton Rd, Davisville Rd, Old Welsh Rd, Macy's

Connections at Willow Grove Park Mall:
 22, 55, 95, 310, 311

© SEPTA
4/2022



Regional Rail

AIRPORT LINE

To/From Center City Philadelphia

SERVICE LEVELS (FREQUENCY IN MINUTES)

WEEKDAYS

AM PEAK	30
BASE	30
PM PEAK	30
EARLY EVENING	30
LATE NIGHT	30
OWL	--
TOTAL TRIPS	78

SATURDAYS

AM	60
BASE	60
PM	60
EARLY EVENING	60
LATE NIGHT	60
OWL	--
TOTAL TRIPS	40

SUNDAYS

AM	60
BASE	60
PM	60
EARLY EVENING	60
LATE NIGHT	60
OWL	--
TOTAL TRIPS	40

SERVICE SPAN 4:03A - 12:45A

4:48A - 12:45A

4:48A - 12:45A

OPERATING STATISTICS

ONE WAY ROUTE MILES (AVG.)	20.2	<u>RANK</u>
DAILY AVERAGE (WK) RIDERSHIP	949	9TH
VEHICLE HOURS (ANNUAL)	41,931	
VEHICLE MILES (ANNUAL)	814,975	
PEAK VEHICLES	14	
FULLY ALLOCATED EXPENSES	\$21,160,206	
PASSENGER REVENUE	\$507,472	
OPERATING RATIO	2%	12TH
ON TIME % (SEASON)	96%	

CHARACTERISTICS

MODE	REGIONAL RAIL
DIVISION	RRD
OPERATING DISTRICT(S)	ROBERTS YARD, SUBURBAN STATION
COUNTY(S) SERVED	DELAWARE, MONTGOMERY, PHILADELPHIA
VEHICLE SIZE	85' (OPERATED IN TRAINS 2 - 6 CARS)

- **Airport Terminals E and F**
- **Airport Terminals C and D**
- **Airport Terminal B**
- **Airport Terminal A - East & West**
- **Eastwick**
- **Penn Medicine**
- **30th Street Station**
- **Suburban Station**
- **Jefferson Station**
- **Temple University**
- **Wayne Junction**
- **Fern Rock Transportation Center**
- **Melrose Park**
- **Elkins Park**
- **Jenkintown**
- **Glenside**

CHESTNUT HILL EAST LINE

To/From Center City Philadelphia

SERVICE LEVELS (FREQUENCY IN MINUTES)

WEEKDAYS

AM PEAK	30
BASE	60
PM PEAK	30
EARLY EVENING	60
LATE NIGHT	60
OWL	--
TOTAL TRIPS	38

SATURDAYS

AM	120
BASE	120
PM	120
EARLY EVENING	120
LATE NIGHT	120
OWL	--
TOTAL TRIPS	18

SUNDAYS

AM	120
BASE	120
PM	120
EARLY EVENING	120
LATE NIGHT	120
OWL	--
TOTAL TRIPS	18

SERVICE SPAN 6:02A - 12:32A

6:29A - 12:09A

6:29A - 12:09A

OPERATING STATISTICS

ONE WAY ROUTE MILES (AVG.)	12.2	<u>RANK</u>
DAILY AVERAGE (WK) RIDERSHIP	785	12TH
VEHICLE HOURS (ANNUAL)	28,013	
VEHICLE MILES (ANNUAL)	457,528	
PEAK VEHICLES	11	
FULLY ALLOCATED EXPENSES	\$15,013,350	
PASSENGER REVENUE	\$489,734	
OPERATING RATIO	3%	11TH
ON TIME % (SEASON)	93%	

CHARACTERISTICS

MODE	REGIONAL RAIL
DIVISION	RRD
OPERATING DISTRICT(S)	POWELTON & ROBERTS YARDS, SUBURBAN STATION
COUNTY(S) SERVED	PHILADELPHIA
VEHICLE SIZE	85' (OPERATED IN TRAINS 2 - 6 CARS)

- Chestnut Hill East
- Gravers
- Wyndmoor
- Mount Airy
- Sedgwick
- Stenton
- Washington Lane
- Germantown
- Wister
- Wayne Junction
- Temple University
- Jefferson Station
- Suburban Station
- 30th Street Station

CHESNUT HILL WEST LINE

To/From Center City Philadelphia

SERVICE LEVELS (FREQUENCY IN MINUTES)

WEEKDAYS

AM PEAK	30
BASE	60
PM PEAK	30
EARLY EVENING	60
LATE NIGHT	60
OWL	--
TOTAL TRIPS	37

SATURDAYS

AM	120
BASE	120
PM	120
EARLY EVENING	120
LATE NIGHT	120
OWL	--
TOTAL TRIPS	16

SUNDAYS

AM	120
BASE	120
PM	120
EARLY EVENING	120
LATE NIGHT	120
OWL	--
TOTAL TRIPS	16

SERVICE SPAN

5:51A - 10:37P

7:38A - 10:21P

7:38A - 10:21P

OPERATING STATISTICS

ONE WAY ROUTE MILES (AVG.)	14.7	<u>RANK</u>
DAILY AVERAGE (WK) RIDERSHIP	905	11TH
VEHICLE HOURS (ANNUAL)	19,145	
VEHICLE MILES (ANNUAL)	312,608	
PEAK VEHICLES	9	
FULLY ALLOCATED EXPENSES	\$13,340,358	
PASSENGER REVENUE	\$906,673	
OPERATING RATIO	7%	7TH
ON TIME % (SEASON)	94%	

CHARACTERISTICS

MODE	REGIONAL RAIL
DIVISION	RRD
OPERATING DISTRICT(S)	POWELTON & ROBERTS YARDS, SUBURBAN STATION
COUNTY(S) SERVED	PHILADELPHIA
VEHICLE SIZE	85' (OPERATED IN TRAINS 2 - 5 CARS)

- Chestnut Hill West
- Highland
- St Martins
- Allen Lane
- Carpenter
- Upsal
- Tulpehocken
- Cheltenham Avenue
- Queen Lane
- North Philadelphia
- 30th Street Station
- Suburban Station
- Jefferson Station
- Temple University

CYNWYD LINE

To/From Center City Philadelphia

SUSPENDED
DURING COVID

Resumed Operation

December 2021

SERVICE LEVELS (FREQUENCY IN MINUTES)

WEEKDAYS

AM PEAK	90
BASE	1 TRIP
PM PEAK	90
EARLY EVENING	--
LATE NIGHT	--
OWL	--
TOTAL TRIPS	12

SATURDAYS

AM	--
BASE	--
PM	--
EARLY EVENING	--
LATE NIGHT	--
OWL	--
TOTAL TRIPS	--

SUNDAYS

AM	--
BASE	--
PM	--
EARLY EVENING	--
LATE NIGHT	--
OWL	--
TOTAL TRIPS	--

SERVICE SPAN 6:00A - 6:18P

0:00A - 0:00A

0:00A - 0:00A

OPERATING STATISTICS

		<u>RANK</u>
ONE WAY ROUTE MILES (AVG.)	6.1	
DAILY AVERAGE (WK) RIDERSHIP	150	13TH
VEHICLE HOURS (ANNUAL)	629	
VEHICLE MILES (ANNUAL)	11,669	
PEAK VEHICLES	1	
FULLY ALLOCATED EXPENSES	\$68,717	
PASSENGER REVENUE	\$576,380	
OPERATING RATIO	12%	13TH
ON TIME % (SEASON)	96%	

CHARACTERISTICS

MODE	REGIONAL RAIL
DIVISION	RRD
OPERATING DISTRICT(S)	POWELTON YARD AND SUBURBAN STATION
COUNTY(S) SERVED	MONTGOMERY, PHILADELPHIA
VEHICLE SIZE	85' (OPERATED AS SINGLE-CAR TRAINS)

- **Cynwyd**
- **Bala**
- **Wynnefield Avenue**
- **30th Street Station**
- **Suburban Station**

FOX CHASE LINE

To/From Center City Philadelphia

SERVICE LEVELS (FREQUENCY IN MINUTES)

WEEKDAYS

AM PEAK	30
BASE	60
PM PEAK	30
EARLY EVENING	60
LATE NIGHT	60
OWL	--
TOTAL TRIPS	39

SATURDAYS

AM	120
BASE	120
PM	120
EARLY EVENING	120
LATE NIGHT	120
OWL	--
TOTAL TRIPS	17

SUNDAYS

AM	120
BASE	120
PM	120
EARLY EVENING	120
LATE NIGHT	120
OWL	--
TOTAL TRIPS	17

SERVICE SPAN

5:45A - 11:58P

6:10A - 10:56P

6:10A - 10:56P

OPERATING STATISTICS

ONE WAY ROUTE MILES (AVG.)	12.5	<u>RANK</u>
DAILY AVERAGE (WK) RIDERSHIP	924	10TH
VEHICLE HOURS (ANNUAL)	16,572	
VEHICLE MILES (ANNUAL)	269,401	
PEAK VEHICLES	9	
FULLY ALLOCATED EXPENSES	\$12,597,284	
PASSENGER REVENUE	\$745,947	
OPERATING RATIO	6%	8TH
ON TIME % (SEASON)	91%	

CHARACTERISTICS

MODE	REGIONAL RAIL
DIVISION	RRD
OPERATING DISTRICT(S)	POWELTON & ROBERTS YARDS, SUBURBAN STATION
COUNTY(S) SERVED	PHILADELPHIA, MONTGOMERY
VEHICLE SIZE	85' (OPERATED IN TRAINS 2 - 5 CARS)

- **Fox Chase**
- **Ryers**
- **Cheltenham**
- **Lawndale**
- **Olney**
- **Wayne Junction**
- **Temple University**
- **Jefferson Station**
- **Suburban Station**
- **30th Street Station**

LANSDALE/ DOYLESTOWN LINE

To/From Center City Philadelphia

SERVICE LEVELS (FREQUENCY IN MINUTES)

WEEKDAYS

AM PEAK 30
 BASE 60
 PM PEAK 30
 EARLY EVENING 60
 LATE NIGHT 90
 OWL --
 TOTAL TRIPS 48

SATURDAYS

AM 60
 BASE 120
 PM 60
 EARLY EVENING 60
 LATE NIGHT 120
 OWL --
 TOTAL TRIPS 26

SUNDAYS

AM 60
 BASE 120
 PM 60
 EARLY EVENING 60
 LATE NIGHT 120
 OWL --
 TOTAL TRIPS 26

SERVICE SPAN

5:11A - 12:57A

5:28A - 12:59A

5:28A - 12:59A

OPERATING STATISTICS

ONE WAY ROUTE MILES (AVG.)	35.8	<u>RANK</u>
DAILY AVERAGE (WK) RIDERSHIP	3,486	2ND
VEHICLE HOURS (ANNUAL)	94,277	
VEHICLE MILES (ANNUAL)	1,713,777	
PEAK VEHICLES	37	
FULLY ALLOCATED EXPENSES	\$51,862,552	
PASSENGER REVENUE	\$4,664,861	
OPERATING RATIO	9%	4TH
ON TIME % (SEASON)	88%	

CHARACTERISTICS

MODE	REGIONAL RAIL
DIVISION	RRD
OPERATING DISTRICT(S)	POWELTON & ROBERTS YARDS, SUBURBAN STATION
COUNTY(S) SERVED	BUCKS, MONTGOMERY, PHILADELPHIA
VEHICLE SIZE	85' (OPERATED IN TRAINS 2 - 6 CARS)

- Doylestown
- Delaware Valley College
- New Britain
- Chalfont
- Link Belt
- Colmar
- Fortuna
- 9th Street
- Lansdale
- Pennbrook
- North Wales
- Gwynedd Valley
- Penllyn
- Ambler
- Fort Washington
- Oreland
- North Hills
- Glenside
- Jenkintown-Wyncote
- Elkins Park
- Melrose Park
- Fern Rock Transportation Center
- Wayne Junction
- North Broad
- Temple University
- Jefferson Station
- Suburban Station
- 30th Street Station

MANAYUNK/ NORRISTOWN LINE

To/From Center City Philadelphia

SERVICE LEVELS (FREQUENCY IN MINUTES)

WEEKDAYS

AM PEAK	30
BASE	60
PM PEAK	30
EARLY EVENING	60
LATE NIGHT	60
OWL	--
TOTAL TRIPS	42

SATURDAYS

AM	60
BASE	120
PM	60
EARLY EVENING	60
LATE NIGHT	120
OWL	--
TOTAL TRIPS	23

SUNDAYS

AM	60
BASE	120
PM	60
EARLY EVENING	60
LATE NIGHT	120
OWL	--
TOTAL TRIPS	23

SERVICE SPAN 5:42A - 12:04P

5:37A - 10:52P

5:37A - 10:52P

OPERATING STATISTICS

		<u>RANK</u>
ONE WAY ROUTE MILES (AVG.)	19.5	
DAILY AVERAGE (WK) RIDERSHIP	2,318	4TH
VEHICLE HOURS (ANNUAL)	31,513	
VEHICLE MILES (ANNUAL)	792,862	
PEAK VEHICLES	22	
FULLY ALLOCATED EXPENSES	\$25,395,763	
PASSENGER REVENUE	\$2,688,253	
OPERATING RATIO	11%	1ST
ON TIME % (SEASON)	88%	

CHARACTERISTICS

MODE	REGIONAL RAIL
DIVISION	RRD
OPERATING DISTRICT(S)	POWELTON YARD & SUBURBAN STATION
COUNTY(S) SERVED	MONTGOMERY, PHILADELPHIA
VEHICLE SIZE	85' (OPERATED IN TRAINS 2 - 6 CARS)

- **Norristown, Elm Street**
- **Main Street**
- **Norristown Transportation Center**
- **Conshohocken**
- **Spring Mill**
- **Miquon**
- **Ivy Ridge**
- **Manayunk**
- **Wissahickon**
- **East Falls**
- **Allegheny**
- **North Broad**
- **Temple University**
- **Jefferson Station**
- **Suburban Station**
- **30th Street Station**

MEDIA/ ELWYN LINE

To/From Center City Philadelphia

SERVICE LEVELS (FREQUENCY IN MINUTES)

WEEKDAYS

AM PEAK	30
BASE	60
PM PEAK	30
EARLY EVENING	60
LATE NIGHT	60
OWL	--
TOTAL TRIPS	45

SATURDAYS

AM	120
BASE	120
PM	120
EARLY EVENING	120
LATE NIGHT	120
OWL	--
TOTAL TRIPS	18

SUNDAYS

AM	120
BASE	120
PM	120
EARLY EVENING	120
LATE NIGHT	120
OWL	--
TOTAL TRIPS	18

SERVICE SPAN

5:29A - 12:06A

6:17A - 11:28P

6:17A - 11:28P

OPERATING STATISTICS

		<u>RANK</u>
ONE WAY ROUTE MILES (AVG.)	16.5	
DAILY AVERAGE (WK) RIDERSHIP	2,260	5TH
VEHICLE HOURS (ANNUAL)	40,671	
VEHICLE MILES (ANNUAL)	658,631	
PEAK VEHICLES	28	
FULLY ALLOCATED EXPENSES	\$31,688,580	
PASSENGER REVENUE	\$2,191,047	
OPERATING RATIO	7%	6TH
ON TIME % (SEASON)	91%	

CHARACTERISTICS

MODE	REGIONAL RAIL
DIVISION	RRD
OPERATING DISTRICT(S)	POWELTON & ROBERTS YARDS, SUBURBAN STATION
COUNTY(S) SERVED	DELAWARE, PHILADELPHIA
VEHICLE SIZE	85' (OPERATED IN TRAINS 2 - 6 CARS)

- Elwyn
- Media
- Moylan-Rose Valley
- Wallingford
- Swarthmore
- Morton
- Secane
- Primos
- Clifton-Aldan
- Gladstone
- Lansdowne
- Fernwood-Yeadon
- Angora
- 49th Street
- Penn Medicine
- 30th Street Station
- Suburban Station
- Jefferson Station
- Temple University

PAOLI/ THORNDALE LINE

To/From Center City Philadelphia

SERVICE LEVELS (FREQUENCY IN MINUTES)

WEEKDAYS

AM PEAK	30 TO 45
BASE	60
PM PEAK	30 TO 45
EARLY EVENING	60
LATE NIGHT	60
OWL	--
TOTAL TRIPS	60

SATURDAYS

AM	60
BASE	60
PM	60
EARLY EVENING	60
LATE NIGHT	120
OWL	--
TOTAL TRIPS	25

SUNDAYS

AM	60
BASE	60
PM	60
EARLY EVENING	60
LATE NIGHT	120
OWL	--
TOTAL TRIPS	25

SERVICE
SPAN

4:45A - 12:57A

5:51A -11:52P

5:51A -11:52P

OPERATING STATISTICS

		<u>RANK</u>
ONE WAY ROUTE MILES (AVG.)	37.9	
DAILY AVERAGE (WK) RIDERSHIP	4,285	1ST
VEHICLE HOURS (ANNUAL)	99,761	
VEHICLE MILES (ANNUAL)	1,883,830	
PEAK VEHICLES	54	
FULLY ALLOCATED EXPENSES	\$67,516,058	
PASSENGER REVENUE	\$5,615,169	
OPERATING RATIO	8%	5TH
ON TIME % (SEASON)	86%	

CHARACTERISTICS

MODE	REGIONAL RAIL
DIVISION	RRD
OPERATING DISTRICT(S)	POWELTON & ROBERTS YARDS, SUBURBAN STATION
COUNTY(S) SERVED	CHESTER, DELAWARE, MONTGOMERY, PHILADELPHIA
VEHICLE SIZE	85' (OPERATED IN TRAINS 2 - 6 CARS)

- Thorndale
- Downingtown
- Whitford
- Exton
- Malvern
- Paoli
- Daylesford
- Berwyn
- Devon
- Strafford
- Wayne
- St. Davids
- Radnor
- Villanova
- Rosemont
- Bryn Mawr
- Haverford
- Ardmore
- Wynnewood
- Narberth
- Merion
- Overbrook
- 30th Street Station
- Suburban Station
- Jefferson Station
- Temple University

TRENTON LINE

To/From Center City Philadelphia

SERVICE LEVELS (FREQUENCY IN MINUTES)

WEEKDAYS

AM PEAK	30
BASE	60
PM PEAK	30
EARLY EVENING	60
LATE NIGHT	60
OWL	--
TOTAL TRIPS	46

SATURDAYS

AM	60
BASE	120
PM	60
EARLY EVENING	120
LATE NIGHT	120
OWL	--
TOTAL TRIPS	21

SUNDAYS

AM	60
BASE	120
PM	60
EARLY EVENING	120
LATE NIGHT	120
OWL	--
TOTAL TRIPS	21

SERVICE SPAN 4:30A - 1:05A

5:24A - 11:56P

5:24A - 11:56P

OPERATING STATISTICS

ONE WAY ROUTE MILES (AVG.)	36.4	<u>RANK</u>
DAILY AVERAGE (WK) RIDERSHIP	2,245	6TH
VEHICLE HOURS (ANNUAL)	72,575	
VEHICLE MILES (ANNUAL)	1,765,427	
PEAK VEHICLES	28	
FULLY ALLOCATED EXPENSES	\$35,322,170	
PASSENGER REVENUE	\$3,504,149	
OPERATING RATIO	10%	P6TH
ON TIME % (SEASON)	84%	

CHARACTERISTICS

MODE	REGIONAL RAIL
DIVISION	RRD
OPERATING DISTRICT(S)	POWELTON YARD & SUBURBAN STATION
COUNTY(S) SERVED	BUCKS, PHILADELPHIA, MERCER
VEHICLE SIZE	85' (OPERATED IN TRAINS 2 - 6 CARS)

- Trenton Transit Center
- Levittown
- Bristol
- Croydon
- Eddington
- Cornwells Heights
- Torresdale
- Holmesburg Junction
- Tacony
- Bridesburg
- North Philadelphia
- 30th Street Station
- Suburban Station
- Jefferson Station
- Temple University

WARMINSTER LINE

To/From Center City Philadelphia

SERVICE LEVELS (FREQUENCY IN MINUTES)

<u>WEEKDAYS</u>	<u>GLE</u>	<u>WAR</u>	<u>SATURDAYS</u>	<u>GLE</u>	<u>WAR</u>	<u>SUNDAYS</u>	<u>GLE</u>	<u>WAR</u>
AM PEAK	30	60	AM	60	120	AM	60	120
BASE	--	60	BASE	60	120	BASE	60	120
PM PEAK	30	60	PM	60	120	PM	60	120
EARLY EVENING	--	60	EARLY EVENING	60	120	EARLY EVENING	60	120
LATE NIGHT	--	60	LATE NIGHT	90	--	LATE NIGHT	90	--
OWL	--	--	OWL	--	--	OWL	--	--
TOTAL TRIPS		57*	TOTAL TRIPS		36*	TOTAL TRIPS		36*

* INCLUDES 31 SHORT-TURN TRIPS

*INCLUDES 7 SHORT-TURN TRIPS

*INCLUDES 7 SHORT-TURN TRIPS

SERVICE SPAN 4:03A - 12:00A

4:54A - 12:52A

4:54A - 12:52A

OPERATING STATISTICS

		<u>RANK</u>
ONE WAY ROUTE MILES (AVG.)	22.3	
DAILY AVERAGE (WK) RIDERSHIP	1,547	8TH
VEHICLE HOURS (ANNUAL)	54,556	
VEHICLE MILES (ANNUAL)	1,049,303	
PEAK VEHICLES	17	
FULLY ALLOCATED EXPENSES	\$26,655,794	
PASSENGER REVENUE	\$1,448,412	
OPERATING RATIO	5%	9TH
ON TIME % (SEASON)	92%	

CHARACTERISTICS

MODE	REGIONAL RAIL
DIVISION	RRD
OPERATING DISTRICT(S)	POWELTON YARD, SUBURBAN STATION
COUNTY(S) SERVED	BUCKS, PHILADELPHIA, MONTGOMERY
VEHICLE SIZE	85' (OPERATED IN TRAINS 2 - 6 CARS)

- Warminster
- Hatboro
- Willow Grove
- Crestmont
- Roslyn
- Ardsley
- Glenside
- Jenkintown-Wyncote
- Elkins Park
- Melrose Park
- Fern Rock Transportation Center
- Wayne Junction
- Temple University
- Jefferson Station
- Suburban Station
- 30th Street Station
- Penn Medicine

WEST TRENTON LINE

To/From Center City Philadelphia

SERVICE LEVELS (FREQUENCY IN MINUTES)

WEEKDAYS

AM PEAK	25 To 35
BASE	60
PM PEAK	25 To 35
EARLY EVENING	60
LATE NIGHT	120
OWL	--
TOTAL TRIPS	42

SATURDAYS

AM	120
BASE	120
PM	120
EARLY EVENING	120
LATE NIGHT	120
OWL	--
TOTAL TRIPS	18

SUNDAYS

AM	120
BASE	120
PM	120
EARLY EVENING	120
LATE NIGHT	120
OWL	--
TOTAL TRIPS	18

SERVICE SPAN 5:22A - 12:59A

5:54A - 12:04A

5:54A - 12:04A

OPERATING STATISTICS

		<u>RANK</u>
ONE WAY ROUTE MILES (AVG.)	34.7	
DAILY AVERAGE (WK) RIDERSHIP	2,425	3RD
VEHICLE HOURS (ANNUAL)	67,449	
VEHICLE MILES (ANNUAL)	1,510,323	
PEAK VEHICLES	29	
FULLY ALLOCATED EXPENSES	\$35,495,749	
PASSENGER REVENUE	\$3,475,429	
OPERATING RATIO	10%	3RD
ON TIME % (SEASON)	76%	

CHARACTERISTICS

MODE	REGIONAL RAIL
DIVISION	RRD
OPERATING DISTRICT(S)	POWELTON & ROBERTS YARDS, SUBURBAN STATION
COUNTY(S) SERVED	BUCKS, MONTGOMERY, MERCER, PHILADELPHIA
VEHICLE SIZE	85' (OPERATED IN TRAINS 2 - 6 CARS)

- West Trenton
- Yardley
- Woodbourne
- Langhorne
- Neshaminy Falls
- Trevoise
- Somerton
- Forest Hills
- Philmont
- Bethayres
- Meadowbrook
- Rydal
- Noble
- Jenkintown-Wyncote
- Elkins Park
- Melrose Park
- Fern Rock Transportation Center
- Wayne Junction
- Temple University
- Jefferson Station
- Suburban Station
- 30th Street Station
- Penn Medicine

WILMINGTON/ NEWARK LINE

To/From Center City Philadelphia

SERVICE LEVELS (FREQUENCY IN MINUTES)

WEEKDAYS

AM PEAK	45 TO 60
BASE	120
PM PEAK	45 TO 60
EARLY EVENING	60
LATE NIGHT	120
OWL	--
TOTAL TRIPS	36*

SATURDAYS

AM	60
BASE	60
PM	60
EARLY EVENING	60
LATE NIGHT	60
OWL	--
TOTAL TRIPS	34*

SUNDAYS

AM	60
BASE	60
PM	60
EARLY EVENING	60
LATE NIGHT	60
OWL	--
TOTAL TRIPS	28*

* INCLUDES 17 NEWARD AND 17 WILMINGTON TRIPS INTO DELAWARE. ALL WEEKEND TRIPS TO WILMINGTON

SERVICE SPAN	4:09A - 11:33P	6:16A - 11:32P	6:16A - 11:32P
---------------------	-----------------------	-----------------------	-----------------------

OPERATING STATISTICS

ONE WAY ROUTE MILES (AVG.)	41.1	RANK
DAILY AVERAGE (WK) RIDERSHIP	1,799	7TH
VEHICLE HOURS (ANNUAL)	60,577	
VEHICLE MILES (ANNUAL)	1,199,259	
PEAK VEHICLES	28	
FULLY ALLOCATED EXPENSES	\$35,881,633*	
PASSENGER REVENUE	\$1,739,067	
OPERATING RATIO	5%	10TH
ON TIME % (SEASON)	84%	

*INCLUDES \$1,838,000 DTC SUBSIDY

CHARACTERISTICS

MODE	REGIONAL RAIL
DIVISION	RRD
OPERATING DISTRICT(S)	POWELTON & ROBERTS YARDS, SUBURBAN STATION
COUNTY(S) SERVED	DELAWARE, NEW CASTLE, PHILADELPHIA
VEHICLE SIZE	85' (OPERATED IN TRAINS 2 - 6 CARS)

- Newark
- Chruchmans Crossing
- Wilmington
- Claymont
- Marcus Hook
- Highland Avenue
- Chester Transportation Center
- Eddystone
- Crum Lynne
- Ridley Park
- Prospect Park
- Glenolden
- Folcroft
- Sharon Hill
- Curtis Park
- Darby
- Penn Medicine
- 30th Street Station
- Suburban Station
- Jefferson Station
- Temple University

