

 SEPTA Service Planning Department

SEPTA ROUTE STATISTICS 2023



SYSTEM ROUTE LISTING

Route	Origin-Destination	District	County
BSL	NRG Station to Fern Rock Transportation Center	High Speed	Philadelphia
MFL	Frankford Transportation Center to 69th Street Transportation Center	High Speed	Delaware, Philadelphia
NHSL	Norristown Transportation Center to 69th Street Transportation Center	Victory	Delaware, Montgomery
Blvd Dir	Boulevard Direct	Comly	Philadelphia, Bucks
G	Overbrook and Lanekau Medical Center to Columbus Commons or Food Distribution Center	Southern	Philadelphia, Montgomery
H	Broad-Erie to Cheltenham-Ogontz	Midvale	Philadelphia, Montgomery
J	Cheltenham-Wissahickon to Richmond-Orthodox	Frankford	Philadelphia
K	Ridge-Midvale to Arrott Transportation Center	Frankford	Philadelphia
L	Chestnut Hill or Plymouth Meeting Mall to Olney Transportation Center	Midvale	Philadelphia, Montgomery
LUCY	Loop Through University City	Contract Ops	Philadelphia
R	Henry-Midvale and Wissahickon Transportation Center to Frankford Transportation Center	Frankford	Philadelphia
XH	Broad-Erie to Cheltenham-Ogontz	Midvale	Philadelphia, Montgomery
1	Parx Casino to 54th-City	Comly & Frankford	Philadelphia, Bucks, Montgomery
2	20th-Johnston to Pulaski-Hunting Park or Wayne Junction	Midvale & Southern	Philadelphia
3	33rd-Cecil B. Moore to Frankford Transportation Center	Frankford	Philadelphia
4	Broad-Pattison to Fern Rock Transportation Center	Midvale & Southern	Philadelphia
5	Front-Market to Frankford Transportation Center	Frankford	Philadelphia
6	Cheltenham-Ogontz to Olney Transportation Center	Allegheny	Philadelphia, Montgomery
7	Pier 70 to 33rd-Dauphin	Southern	Philadelphia
8	Olney Transportation Center to Frankford Transportation Center	Frankford	Philadelphia
9	4th-Walnut to Andorra	Allegheny	Philadelphia
10	13th-Market to 63rd-Malvern	Callowhill	Philadelphia
11	13th-Market to Darby Transportation Center	Elmwood	Philadelphia, Delaware
12	Columbus-Dock to 50th-Woodland	Southern	Philadelphia
13	13th-Market to Yeardon and Darby Transportation Center	Elmwood	Philadelphia, Delaware
14	Oxford Valley and Neshaminy Malls to Frankford Transportation Center	Comly	Philadelphia, Bucks
15	63rd-Girard to Richmond-Westmoreland	Callowhill	Philadelphia
16	City Hall to Cheltenham-Ogontz	Midvale	Philadelphia, Montgomery
17	Penn's Landing to 20th-Johnston and Broad-Pattison	Southern	Philadelphia
18	Fox Chase to Cedarbrook Plaza	Midvale	Philadelphia, Montgomery
19	Torresdale Station to Frankford Transportation Center	Comly & Frankford	Philadelphia
20	Philadelphia Mills to Frankford Transportation Center	Comly	Philadelphia, Bucks
21	Penn's Landing to 69th Street Transportation Center	Callowhill	Philadelphia, Delaware
22	Warminster and Willow Grove to Olney Transportation Center	Midvale	Philadelphia, Bucks, Montgomery
23	Center City to Chestnut Hill	Midvale	Philadelphia
24	Southampton and Rockledge to Frankford Transportation Center	Comly	Philadelphia, Bucks, Montgomery
25	Columbus Commons to Frankford Transportation Center	Frankford	Philadelphia
26	Cheltenham Av Station to Frankford Transportation Center	Midvale	Philadelphia
27	Broad-Carpenter to Plymouth Meeting Mall	Allegheny	Philadelphia, Montgomery
28	Torresdale-Cottman to Fern Rock Transportation Center	Comly	Philadelphia, Montgomery
29	Pier 70 to 33rd-Dickinson	Southern	Philadelphia
30	Gray 30th Street Station to 69th Street Transportation Center	Callowhill	Philadelphia, Delaware
31	City Hall to 76th-City	Callowhill	Philadelphia
32	Broad-Carpenter to Ridge-Lyceum	Midvale	Philadelphia
33	Penn's Landing to 23rd-Venango	Allegheny	Philadelphia
34	13th-Market to 61st-Baltimore	Elmwood	Philadelphia
35	Manayunk Roxborough Loop	Midvale	Philadelphia
36	13th-Market to 80th-Eastwick	Elmwood	Philadelphia
37	Broad-Snyder to Chester Transportation Center	Southern	Philadelphia, Delaware
38	5th-Market to Wissahickon Transportation Center	Callowhill	Philadelphia
39	Richmond-Cumberland to 33rd-Dauphin	Midvale	Philadelphia
40	2nd-Lombard to Conshohocken-Monument	Callowhill	Philadelphia
42	Penn's Landing to Wycombe or 61st-Pine	Callowhill	Philadelphia, Delaware
43	Richmond-Cumberland to 50th-Parkside	Callowhill	Philadelphia
44	5th-Market to Ardmore	Callowhill	Philadelphia, Montgomery
45	Broad-Oregon to Center City	Southern	Philadelphia
46	58th-Baltimore to 63rd-Malvern	Callowhill	Philadelphia
47	Whitman Plaza to 5th-Godfrey	Midvale & Southern	Philadelphia
47M	Whitman Plaza to 7th-Spring Garden via 9th St	Southern	Philadelphia
48	Front-Market to 27th-Allegheny	Allegheny	Philadelphia
49	33rd-Dauphin to 29th-Snyder	Allegheny	Philadelphia
50	Parx Casino via Philadelphia Mills to Frankford Transportation Center	Comly	Philadelphia, Bucks
52	49th-Woodland to 54th-City or 50th-Parkside	Callowhill	Philadelphia, Montgomery
53	Wayne-Carpenter to Broad-Hunting Park or G-Hunting Park	Midvale	Philadelphia
54	Richmond-Cambria to 33rd-Dauphin	Allegheny	Philadelphia
55	Doylestown and Willow Grove to Olney Transportation Center	Midvale	Philadelphia, Bucks, Montgomery

SYSTEM ROUTE LISTING

Route	Origin-Destination	District	County
56	23rd-Venango and Bakers Centre to Torresdale-Cottman	Midvale	Philadelphia
57	Whitman Plaza to Rising Sun-Olney or Fern Rock Transportation Center	Midvale & <i>Southern</i>	Philadelphia, Montgomery
58	Neshaminy Mall and Somerton to Frankford Transportation Center	Comly	Philadelphia, Bucks
59	Castor-Bustleton to Arrott Transportation Center	Frankford	Philadelphia
60	35th-Allegheny to Richmond-Westmoreland	Allegheny	Philadelphia
61	9th-Market to Manayunk	Midvale	Philadelphia
62	9th-Market to Andorra (LTD WK)	Midvale	Philadelphia
64	50th-Parkside to Pier 70	Southern	Philadelphia
65	Germantown-Chelten to 69th Street Transportation Center	Callowhill	Philadelphia, Delaware, Montgomery
66	Frankford-Knights to Frankford Transportation Center	Frankford	Philadelphia
67	Philadelphia Mills and Bustleton to Frankford Transportation Center	<i>Comly & Frankford</i>	Philadelphia
68	South Philadelphia to UPS or 69th Street Transportation Center	Southern	Philadelphia, Delaware
70	Frankford-Gregg and Torresdale-Cottman to Fern Rock Transportation Center	Comly	Philadelphia, Montgomery
73	Richmond-Westmoreland to Frankford Transportation Center	Frankford	Philadelphia
75	Wayne Junction to Arrott Transportation Center	Frankford	Philadelphia
77	Roosevelt-St Vincent to Chestnut Hill	Midvale	Philadelphia, Montgomery
78	Express Cornwells Heights to Center City (LTD WK)	Comly	Philadelphia, Bucks
79	Columbus Commons to 29th-Snyder	Southern	Philadelphia
80	Express Horsham to Olney Transportation Center (LTD WK)	Midvale	Philadelphia, Montgomery
84	Bustleton-County Line and Philadelphia Mills to Frankford Transportation Center	Comly	Philadelphia, Bucks
88	Bethayres and Holme-Pennypack to Frankford Transportation Center	<i>Comly & Frankford</i>	Philadelphia, Montgomery
89	Front-Dauphin to Arrott Transportation Center	Midvale	Philadelphia
90	Plymouth Meeting Mall to Norristown Transportation Center	Frontier	Montgomery
91	Graterford to Norristown Transportation Center (SAT ONLY) (SUSPENDED)	Frontier	Montgomery
92	West Chester Transportation Center to King of Prussia	Frontier	Chester, Montgomery
93	Pottstown to Norristown Transportation Center	Frontier	Montgomery
94	Montgomery Mall to Chestnut Hill	Frontier	Montgomery, Philadelphia
95	Gulph Mills to Willow Grove Park Mall	Frontier	Montgomery
96	Lansdale to Norristown Transportation Center	Frontier	Montgomery
97	Chestnut Hill to Norristown Transportation Center	Frontier	Philadelphia, Montgomery
98	Blue Bell or Plymouth Meeting Mall to Norristown Transportation Center	Frontier	Montgomery
99	Phoenixville to Norristown Transportation Center	Frontier	Montgomery, Chester
101	Media to 69th Street Transportation Center	Victory	Delaware
102	Sharon Hill to 69th Street Transportation Center	Victory	Delaware
103	Ardmore to 69th Street Transportation Center	Victory	Delaware, Montgomery, Philadelphia
104	West Chester University to 69th Street Transportation Center	Victory	Delaware, Chester
105	Rosemont to 69th Street Transportation Center	Victory	Delaware, Montgomery, Philadelphia
106	Paoli to 69th Street Transportation Center	Victory	Chester, Delaware, Montgomery, Philadelphia
107	Lawrence Park to 69th Street Transportation Center	Victory	Delaware
108	Airport and Airport Business Center to 69th Street Transportation Center	Victory	Philadelphia, Delaware
109	Chester Transportation Center to 69th Street Transportation Center	Victory	Delaware
110	Penn State and Springfield Mall to 69th Street Transportation Center	Victory	Delaware
111	Chadds Ford and Penn State to 69th Street Transportation Center	Victory	Delaware
112	Delaware County Community College to 69th Street Transportation Center	Victory	Delaware
113	Northtowne Plaza and Darby T. C. to 69th Street Transportation Center	Victory	Delaware, New Castle (DE)
114	Wawa Station and I-95 Industrial Park to Darby Transportation Center	Victory	Delaware
115	Delaware County Community College to Airport	Victory	Delaware, Philadelphia
117	Penn State to I-95 Industrial Park	Victory	Delaware
118	Newtown Square to Chester Transportation Center	Victory	Delaware
119	Cheyney University to Chester Transportation Center	Victory	Delaware, Chester
120	Cheyney University to 69th Street Transportation Center	Victory	Delaware, Chester
123	King of Prussia to 69th Street Transportation Center	Victory	Delaware, Montgomery
124	Chesterbrook and King of Prussia to 13th-Market	Frontier	Philadelphia, Montgomery, Chester
125	Valley Forge and King of Prussia to 13th-Market	Victory	Philadelphia, Montgomery
126	Lawrence Park to 69th Street Transportation Center	Victory	Delaware
127	Trenton Transit Center to Oxford Valley Mall	Frontier	Bucks, Mercer (NJ)
128	Neshaminy Mall to Oxford Valley Mall	Frontier	Bucks
129	Frankford-Knights to Oxford Valley Mall	Frontier	Philadelphia, Bucks
130	Frankford-Knights to Bucks County Community College	Frontier	Philadelphia, Bucks
131	Audubon to Norristown Transportation Center	Frontier	Montgomery
132	Telford to Montgomery Mall	Frontier	Montgomery, Bucks
133	Frankford-Knights to Bensalem	Frontier	Philadelphia, Bucks
135	Coatesville to West Chester Transportation Center	Frontier	Montgomery, Chester
139	Limerick to King of Prussia	Frontier	Bucks, Montgomery
150	Parx Casino to Plymouth Meeting Mall (LTD)	Frontier	Montgomery
201	Fort Washington Office Center to Fort Washington Station	Frontier	Chester
204	Eagleview to Paoli Station	Contract Ops	Chester
206	The Commons at Great Valley to Paoli Station	Frontier	Montgomery
310	Horsham Breeze Red	Contract Ops	Montgomery
311	Horsham Breeze Blue	Contract Ops	Montgomery

DAILY RIDERSHIP RANKING

Route	Origin-Destination	Daily Ridership Rank
	City Transit Routes	
MFL	Frankford Transportation Center to 69th Street Transportation Center	1
BSL	NRG Station to Fern Rock Transportation Center	2
47	Whitman Plaza to 5th-Godfrey	3
23	Center City to Chestnut Hill	4
G	Overbrook and Lankenau Medical Center to Columbus Commons or Food Distribution Center	5
18	Fox Chase to Cedarbrook Plaza	6
36	13th-Market to 80th-Eastwick	7
11	13th-Market to Darby Transportation Center	8
52	49th-Woodland to 54th-City or 50th-Parkside	9
13	13th-Market to Yeadon and Darby Transportation Center	10
34	13th-Market to 61st-Baltimore	11
15	63rd-Girard to Richmond-Westmoreland	12
33	Penn's Landing to 23rd-Venango	13
56	23rd-Venango and Bakers Centre to Torresdale-Cottman	14
60	35th-Allegheny to Richmond-Westmoreland	15
21	Penn's Landing to 69th Street Transportation Center	16
10	13th-Market to 63rd-Malvern	17
42	Penn's Landing to Wycombe or 61st-Pine	18
26	Cheltenham Station to Frankford Transportation Center	19
66	Frankford-Knights to Frankford Transportation Center	20
17	Penn's Landing to 20th-Johnston and Broad-Pattison	21
3	33rd-Cecil B. Moore to Frankford Transportation Center	22
57	Whitman Plaza to Rising Sun-Olney or Fern Rock Transportation Center	23
R	Henry-Midvale and Wissahickon Transportation Center to Frankford Transportation Center	24
K	Ridge-Midvale to Arrott Transportation Center	25
40	2nd-Lombard to Conshohocken-Monument	26
65	Germantown-Cheltenham to 69th Street Transportation Center	27
400	Specially Routed Service	28
48	Front-Market to 27th-Allegheny	29
16	City Hall to Cheltenham-Ogontz	30
58	Neshaminy Mall and Somerton to Frankford Transportation Center	31
54	Richmond-Cambria to 33rd-Dauphin	32
70	Frankford-Gregg and Torresdale-Cottman to Fern Rock Transportation Center	33
14	Oxford Valley and Neshaminy Malls to Frankford Transportation Center	34
L	Chestnut Hill or Plymouth Meeting Mall to Olney Transportation Center	35
4	Broad-Pattison to Fern Rock Transportation Center	36
6	Cheltenham-Ogontz to Olney Transportation Center	37
45	Broad-Oregon to Center City	38
64	50th-Parkside to Pier 70	39
7	Pier 70 to 33rd-Dauphin	40
XH	Broad-Erie to Cheltenham-Ogontz	41
79	Columbus Commons to 29th-Snyder	42
46	58th-Baltimore to 63rd-Malvern	43
55	Doylestown and Willow Grove to Olney Transportation Center	44
H	Broad-Erie to Cheltenham-Ogontz	45
31	City Hall to 76th-City	46
59	Castor-Bustleton to Arrott Transportation Center	47
2	20th-Johnston to Pulaski-Hunting Park or Wayne Junction	48
22	Warminster and Willow Grove to Olney Transportation Center	49
25	Columbus Commons to Frankford Transportation Center	50
20	Philadelphia Mills to Frankford Transportation Center	51
9	4th-Walnut to Andorra	52
32	Broad-Carpenter to Ridge-Lyceum	53
61	9th-Market to Manayunk	54
29	Pier 70 to 33rd-Dickinson	55
27	Broad-Carpenter to Plymouth Meeting Mall	56
67	Philadelphia Mills and Bustleton to Frankford Transportation Center	57
37	Broad-Snyder to Chester Transportation Center	58
49	33rd-Dauphin to 29th-Snyder	59
44	5th-Market to Ardmore	60
5	Front-Market to Frankford Transportation Center	61
84	Bustleton-County Line and Philadelphia Mills to Frankford Transportation Center	62
1	Parx Casino to 54th-City	63
75	Wayne Junction to Arrott Transportation Center	64
J	Cheltenham-Wissahickon to Richmond-Orthodox	65

DAILY RIDERSHIP RANKING

Route	Origin-Destination	Daily Ridership Rank
City Transit Routes		
38	5th-Market to Wissahickon Transportation Center	66
68	South Philadelphia to UPS or 69th Street Transportation Center	67
12	Columbus-Dock to 50th-Woodland	68
53	Wayne-Carpenter to Broad-Hunting Park or G-Hunting Park	69
43	Richmond-Cumberland to 50th-Parkside	70
50	Parx Casino via Philadelphia Mills to Frankford Transportation Center	71
73	Richmond-Westmoreland to Frankford Transportation Center	72
24	Southampton and Rockledge to Frankford Transportation Center	73
MFO	Frankford Transportation Center to 69th Street Transportation Center	74
39	Richmond-Cumberland to 33rd-Dauphin	75
89	Front-Dauphin to Arrott Transportation Center	76
BSO	NRG Station to Fern Rock Transportation Center	77
8	Olney Transportation Center to Frankford Transportation Center	78
28	Torresdale-Cottman to Fern Rock Transportation Center	79
30	Gray 30th Street Station to 69th Street Transportation Center	80
88	Bethayres and Holme-Pennypack to Frankford Transportation Center	81
19	Torresdale Station to Frankford Transportation Center	82
47M	Whitman Plaza to 7th-Spring Garden via 9th St	83
BLVD DIR	Boulevard Direct	84
77	Roosevelt-St Vincent to Chestnut Hill	85
80	Express Horsham to Olney Transportation Center (LTD WK)	86
35	Manayunk Roxborough Loop	87
62	9th-Market to Andorra (LTD WK)	88
78	Express Cornwells Heights to Center City	89
Suburban Transit Routes		
113	Northtowne Plaza and Darby T. C. to 69th Street Transportation Center	1
NHSL	Norristown Transportation Center to 69th Street Transportation Center	2
102	Sharon Hill to 69th Street Transportation Center	3
101	Media to 69th Street Transportation Center	4
108	Airport and Airport Business Center to 69th Street Transportation Center	5
109	Chester Transportation Center to 69th Street Transportation Center	6
104	West Chester University to 69th Street Transportation Center	7
110	Penn State and Springfield Mall to 69th Street Transportation Center	8
117	Penn State to I-95 Industrial Park	9
114	Wawa Station and I-95 Industrial Park to Darby Transportation Center	10
125	Valley Forge and King of Prussia to 13th-Market	11
124	Chesterbrook and King of Prussia to 13th-Market	12
111	Chadds Ford and Penn State to 69th Street Transportation Center	13
105	Rosemont to 69th Street Transportation Center	14
99	Phoenixville to Norristown Transportation Center	15
96	Lansdale to Norristown Transportation Center	16
93	Pottstown to Norristown Transportation Center	17
106	Paoli to 69th Street Transportation Center	18
115	Delaware County Community College to Airport	19
107	Lawrence Park to 69th Street Transportation Center	20
103	Ardmore to 69th Street Transportation Center	21
129	Frankford-Knights to Oxford Valley Mall	22
123	King of Prussia to 69th Street Transportation Center	23
112	Delaware County Community College to 69th Street Transportation Center	24
98	Blue Bell or Plymouth Meeting Mall to Norristown Transportation Center	25
119	Cheyney University to Chester Transportation Center	26
97	Chestnut Hill to Norristown Transportation Center	27
131	Audubon to Norristown Transportation Center	28
135	Coatesville to West Chester Transportation Center	29
130	Frankford-Knights to Bucks County Community College	30
126	Lawrence Park to 69th Street Transportation Center	31
139	Limerick to King of Prussia	32

DAILY RIDERSHIP RANKING

Route	Origin-Destination	Daily Ridership Rank
Suburban Transit Routes		
95	Gulph Mills to Willow Grove Park Mall	33
90	Plymouth Meeting Mall to Norristown Transportation Center	34
132	Telford to Montgomery Mall	35
128	Neshaminy Mall to Oxford Valley Mall	36
120	Cheyney University to 69th Street Transportation Center	37
118	Newtown Square to Chester Transportation Center	38
94	Montgomery Mall to Chestnut Hill	39
127	Trenton Transit Center to Oxford Valley Mall	40
92	West Chester Transportation Center to King of Prussia	41
206	The Commons at Great Valley to Paoli Station	42
133	Frankford-Knights to Bensalem	43
201	Fort Washington Office Center to Fort Washington Station	44
150	Parx Casino to Plymouth Meeting Mall (LTD)	45
91	Graterford to Norristown Transportation Center (SAT ONLY) (Suspended)	46
Contract Operations Routes		
310	Horsham Breeze Red	1
LUCY	Loop Through University City	2
204	Eagleview to Paoli Station	3
311	Horsham Breeze Blue	4
Regional Rail Routes		
	Paoli/Thorndale Line	1
	Lansdale/Doylestown Line	2
	Trenton Line	3
	Airport Line	4
	Warminster Line	5
	West Trenton Line	6
	Wilmington/Newark Line	7
	Media/Wawa Line	8
	Manayunk/Norristown Line	9
	Fox Chase Line	10
	Chestnut Hill West Line	11
	Chestnut Hill East Line	12
	Cynwyd Line	13
CTD Total Routes:		
	BUS	79
	TROLLEY LINES	5
	TRACKLESS-TROLLEY	3
	HIGH SPEED LINES	2
STD Total Routes:		
	BUS	43
	TROLLEY LINES	2
	HIGH SPEED LINES	1
	Contract Ops	4
	Regional Rail	13



City Transit

Broad Street Line

Broad-Ridge Spur

NRG Station to Fern Rock Transportation Center



SEPTA

Serving Center City

SERVICE LEVELS (FREQUENCY IN MINUTES)

WEEKDAYS	EXP	SATURDAYS	SUNDAYS
AM PEAK	7	AM	12
BASE	7	BASE	10
PM PEAK	7	PM	10
EARLY EVENING	12	EARLY EVENING	12
LATE NIGHT	12	LATE NIGHT	15
OWL	15*	OWL	15
TOTAL TRIPS	-- 616	TOTAL TRIPS	310 214

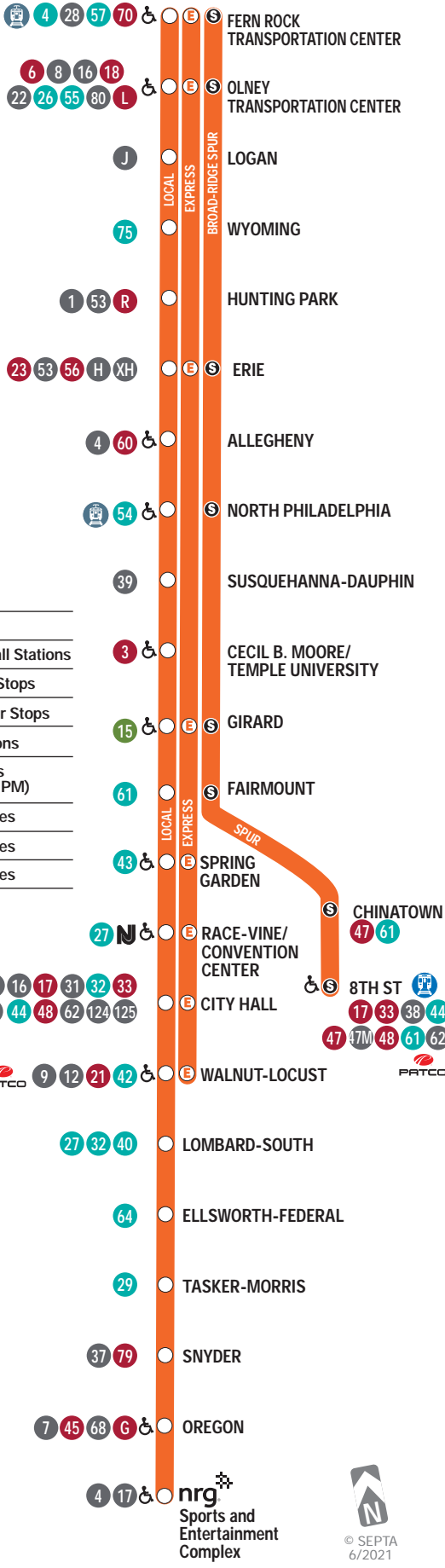
SERVICE SPAN: 24 HOURS* (Weekdays and Saturdays), 24 HOURS* (Sundays)
 * - BSO NIGHT OWL BUS OPERATION

OPERATING STATISTICS

	BSL	RANK
ONE WAY ROUTE MILES (AVG.)	10.0	
DAILY AVERAGE (WK) RIDERSHIP	51,301	2ND
VEHICLE HOURS (ANNUAL)	455,335	
VEHICLE MILES (ANNUAL)	6,688,871	
PEAK VEHICLES	105	
FULLY ALLOCATED EXPENSES	\$112,475,053	
PASSENGER REVENUE	\$20,179,950	
OPERATING RATIO	18%	29TH
ON TIME % (SEASON)	N/A	

CHARACTERISTICS

MODE: HIGH SPEED RAIL
 DIVISION: RAIL - CITY
 OPERATING DISTRICT(S): BROAD/RIDGE
 COUNTY(S) SERVED: PHILADELPHIA
 VEHICLE SIZE: 67'6" CAR (OPERATED AS FIVE CAR TRAINS)
 TWO CAR TRAINS ON BROAD/RIDGE SPUR



- Legend**
- LOCAL stops at all Stations
 - ⓔ Express Station Stops
 - Ⓢ Broad-Ridge Spur Stops
 - ♿ Accessible Stations
- Bus Route Headways
(Weekdays 6 AM - 9 PM)**
- 15 Minutes Routes
 - 30 Minutes Routes
 - 60 Minutes Routes

nrg
Sports and
Entertainment
Complex

© SEPTA
6/2021

Broad Street Owl

NRG Station
to Fern Rock
Transportation
Center



SEPTA

Serving
Center City

SERVICE LEVELS (FREQUENCY IN MINUTES)

<u>WEEKDAYS</u>		<u>SATURDAYS</u>		<u>SUNDAYS</u>	
AM PEAK	--	AM	--	AM	--
BASE	--	BASE	--	BASE	--
PM PEAK	--	PM	--	PM	--
EARLY EVENING	--	EARLY EVENING	--	EARLY EVENING	--
LATE NIGHT	--	LATE NIGHT	--	LATE NIGHT	--
OWL	15	OWL	15	OWL	15
TOTAL TRIPS	51	TOTAL TRIPS	44	TOTAL TRIPS	44

SERVICE SPAN	12:00A - 5:00A	12:00A - 5:00A	12:00A - 5:00A
	BSO NIGHT OWL BUS OPERATION		

OPERATING STATISTICS

		<u>RANK</u>
ONE WAY ROUTE MILES (AVG.)	11.0	
DAILY AVERAGE (WK) RIDERSHIP	816	77TH
VEHICLE HOURS (ANNUAL)	20,460	
VEHICLE MILES (ANNUAL)	206,037	
PEAK VEHICLES	0	
FULLY ALLOCATED EXPENSES	\$2,282,092	
PASSENGER REVENUE	\$281,418	
OPERATING RATIO	12%	58TH
ON TIME % (SEASON)	78%	

CHARACTERISTICS

MODE	BUS
DIVISION	SURFACE - CITY
OPERATING DISTRICT(S)	MIDVALE, SOUTHERN
COUNTY(S) SERVED	PHILADELPHIA
VEHICLE SIZE	40'



Market Frankford Line

Frankford Transportation Center to 69th Street Transportation Center



SEPTA

Serving Center City

SERVICE LEVELS (FREQUENCY IN MINUTES)

WEEKDAYS

AM PEAK	6
BASE	6
PM PEAK	6
EARLY EVENING	10
LATE NIGHT	15
OWL	15*
TOTAL TRIPS	334

SATURDAYS

AM	12
BASE	10
PM	10
EARLY EVENING	12
LATE NIGHT	15
OWL	15
TOTAL TRIPS	208

SUNDAYS

AM	12
BASE	10
PM	10
EARLY EVENING	12
LATE NIGHT	15
OWL	15
TOTAL TRIPS	208

SERVICE SPAN

24 HOURS*

24 HOURS*

24 HOURS*

* - MFO NIGHT OWL BUS OPERATION

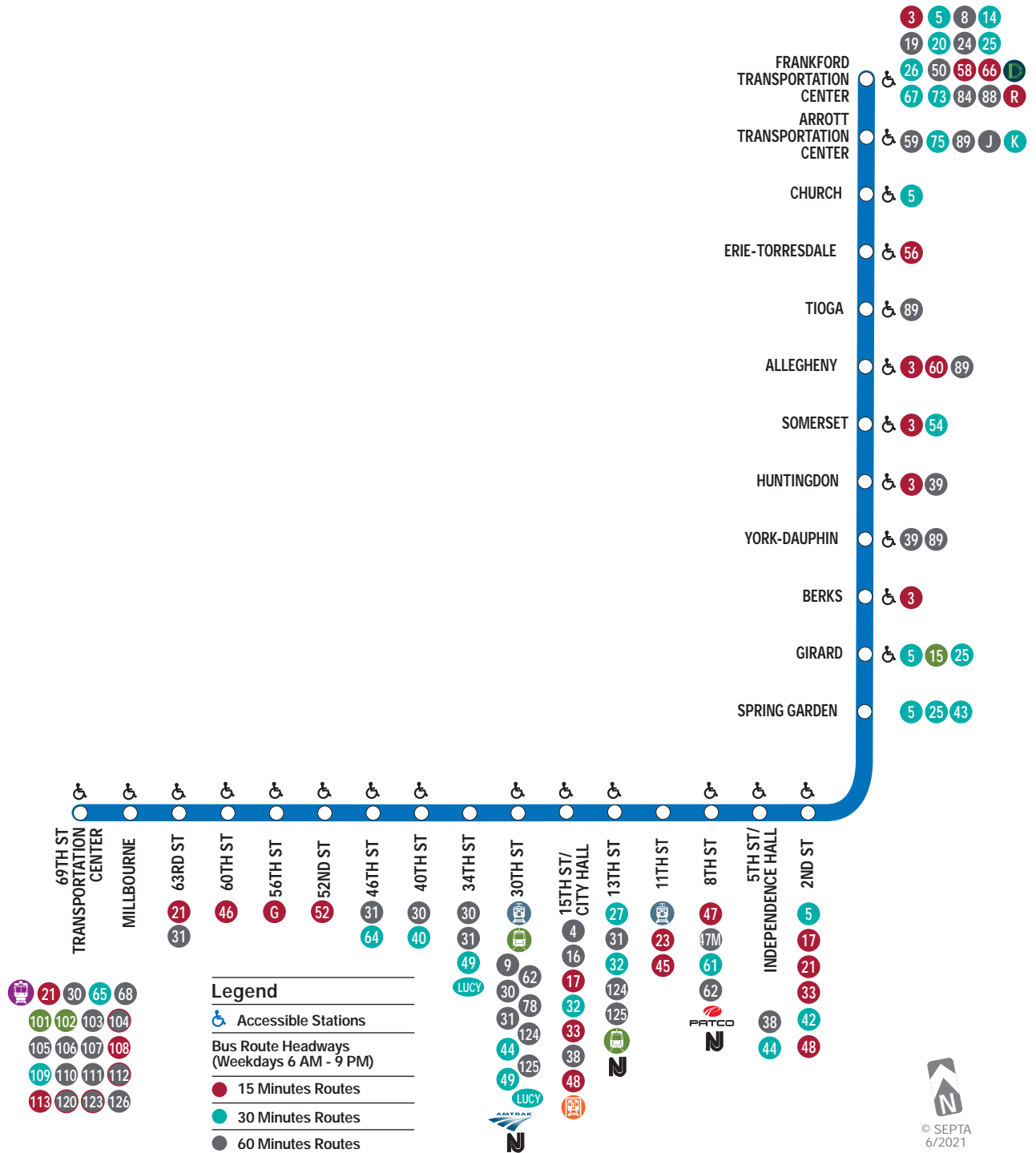
OPERATING STATISTICS

	MFSE	RANK
ONE WAY ROUTE MILES (AVG.)	12.8	
DAILY AVERAGE (WK) RIDERSHIP	77,155	1ST
VEHICLE HOURS (ANNUAL)	534,346	
VEHICLE MILES (ANNUAL)	8,367,855	
PEAK VEHICLES	120	
FULLY ALLOCATED EXPENSES	\$131,340,156	
PASSENGER REVENUE	\$30,369,320	
OPERATING RATIO	23%	10TH
ON TIME % (SEASON)	N/A	

CHARACTERISTICS

MODE
DIVISION
OPERATING DISTRICT(S)
COUNTY(S) SERVED
VEHICLE SIZE

HIGH SPEED RAIL
RAIL - CITY
MARKET-FRANKFORD
PHILADELPHIA, DELAWARE
55'5" CAR (OPERATED AS SIX CAR TRAINS)



Market Frankford Owl

Frankford
Transportation
Center to
69th Street
Transportation
Center



SEPTA

Serving
Center City

SERVICE LEVELS (FREQUENCY IN MINUTES)

WEEKDAYS

AM PEAK --
BASE --
PM PEAK --
EARLY EVENING --
LATE NIGHT --
OWL 15
TOTAL TRIPS 40

SATURDAYS

AM --
BASE --
PM --
EARLY EVENING --
LATE NIGHT --
OWL 15
TOTAL TRIPS 41

SUNDAYS

AM --
BASE --
PM --
EARLY EVENING --
LATE NIGHT --
OWL 15
TOTAL TRIPS 41

SERVICE
SPAN

12:00A - 5:00A

12:00A - 5:00A

12:00A - 5:00A

MFO NIGHT OWL BUS OPERATION

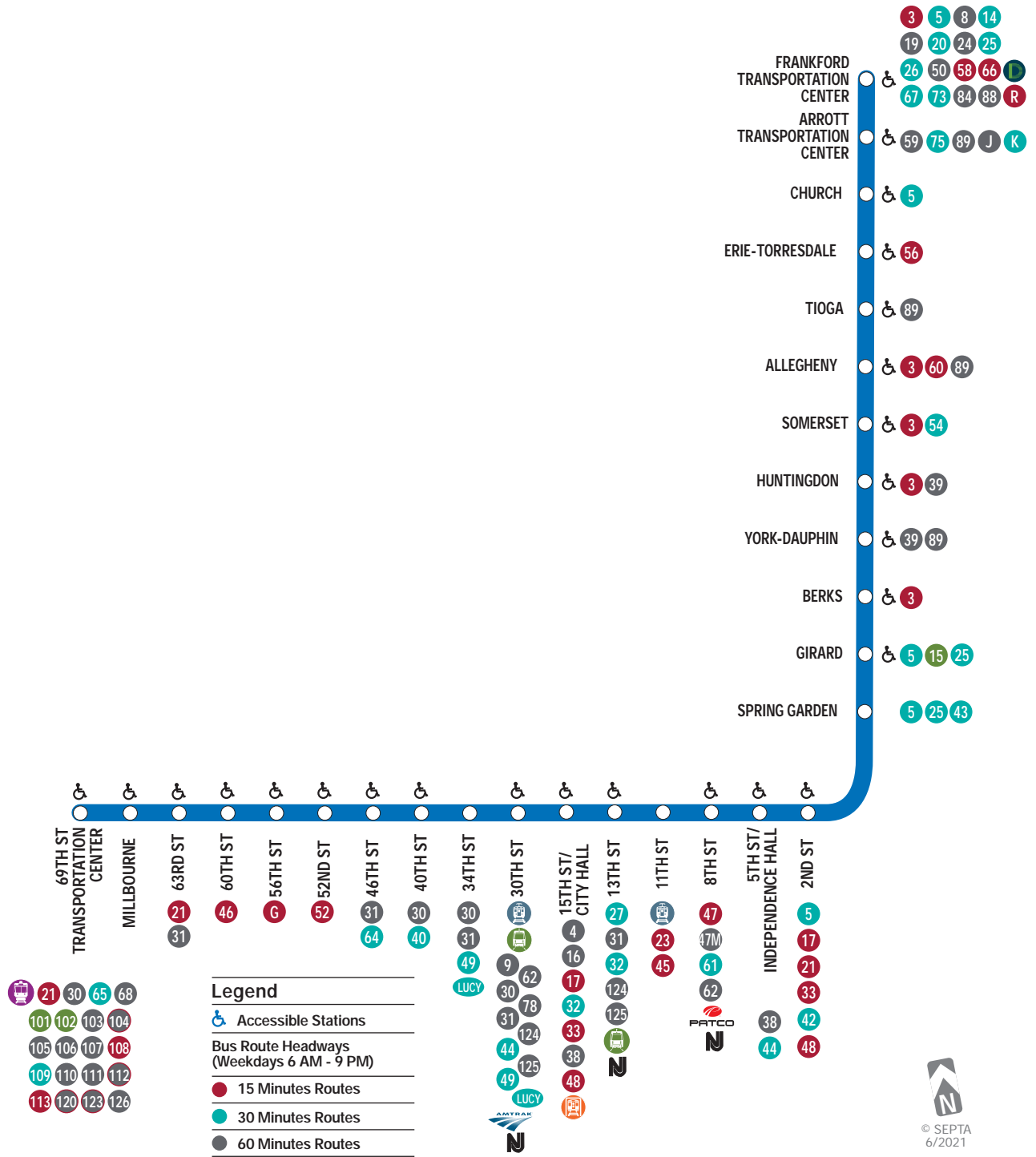
OPERATING STATISTICS

	<u>MFO</u>	<u>RANK</u>
ONE WAY ROUTE MILES (AVG.)	13.6	
DAILY AVERAGE (WK) RIDERSHIP	948	74TH
VEHICLE HOURS (ANNUAL)	19,625	
VEHICLE MILES (ANNUAL)	200,178	
PEAK VEHICLES	0	
FULLY ALLOCATED EXPENSES	\$2,199,164	
PASSENGER REVENUE	\$299,455	
OPERATING RATIO	14%	49TH
ON TIME % (SEASON)	69%	

CHARACTERISTICS

MODE
DIVISION
OPERATING DISTRICT(S)
COUNTY(S) SERVED
VEHICLE SIZE

BUS
SURFACE - CITY
CALLOWHILL, COMLY, FRANKFORD
PHILADELPHIA, DELAWARE
40'





Boulevard Direct



- Frankford Transportation Center
- Cottman Av
- Rhawn St
- Welsh Rd
- Grant Av
- Red Lion Rd
- Southampton Rd
- Neshaminy Interplex
- Neshaminy Mall

SERVICE LEVELS (FREQUENCY IN MINUTES)

<u>WEEKDAYS</u>		<u>SATURDAYS</u>		<u>SUNDAYS</u>	
AM PEAK	10	AM	15	AM	15
BASE	15	BASE	15	BASE	15
PM PEAK	10	PM	15	PM	15
EARLY EVENING	15	EARLY EVENING	15	EARLY EVENING	15
LATE NIGHT	25	LATE NIGHT	25	LATE NIGHT	25
OWL	--	OWL	--	OWL	--
TOTAL TRIPS	163	TOTAL TRIPS	139	TOTAL TRIPS	139

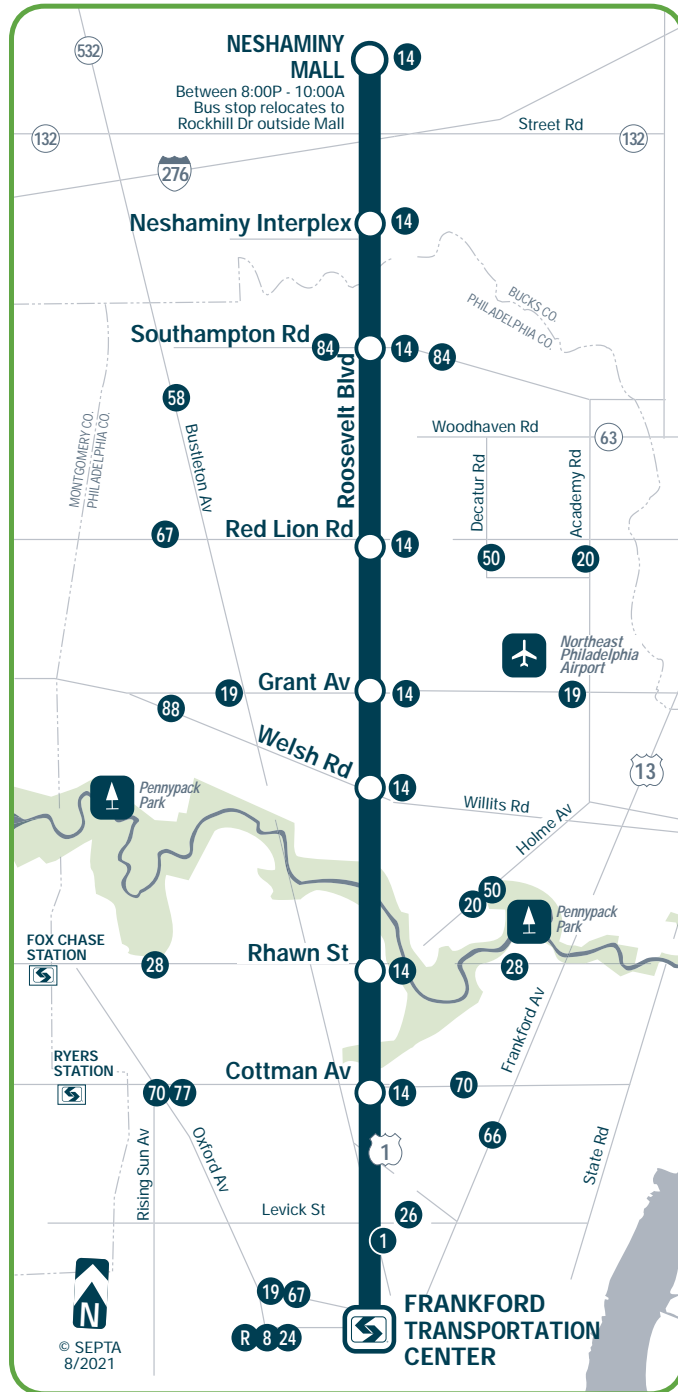
SERVICE SPAN	5:00A - 12:00A	5:00A - 12:00A	5:00A - 12:00A
--------------	----------------	----------------	----------------

OPERATING STATISTICS

		<u>RANK</u>
ONE WAY ROUTE MILES (AVG.)	11.5	
DAILY AVERAGE (WK) RIDERSHIP	531	84TH
VEHICLE HOURS (ANNUAL)	46,786	
VEHICLE MILES (ANNUAL)	667,164	
PEAK VEHICLES	9	
FULLY ALLOCATED EXPENSES	\$8,039,034	
PASSENGER REVENUE	\$710,708	
OPERATING RATIO	9%	80TH
ON TIME % (SEASON)	84%	

CHARACTERISTICS

MODE	DIRECT BUS
DIVISION	SURFACE - CITY
OPERATING DISTRICT(S)	COMLY
COUNTY(S) SERVED	PHILADELPHIA, BUCKS
VEHICLE SIZE	40'



G

Overbrook and Lankenau Medical Center to Columbus Commons or Food Distribution Center



 **SEPTA**

Serving
Philadelphia
Wholesale
Produce Market

SERVICE LEVELS (FREQUENCY IN MINUTES)

WEEKDAYS

AM PEAK	6
BASE	12
PM PEAK	6
EARLY EVENING	15
LATE NIGHT	30
OWL	35
TOTAL TRIPS	231

SATURDAYS

AM	15
BASE	15
PM	15
EARLY EVENING	20
LATE NIGHT	30
OWL	35
TOTAL TRIPS	144

SUNDAYS

AM	30
BASE	20
PM	20
EARLY EVENING	30
LATE NIGHT	30
OWL	35
TOTAL TRIPS	107

SERVICE SPAN 24 HOURS

24 HOURS

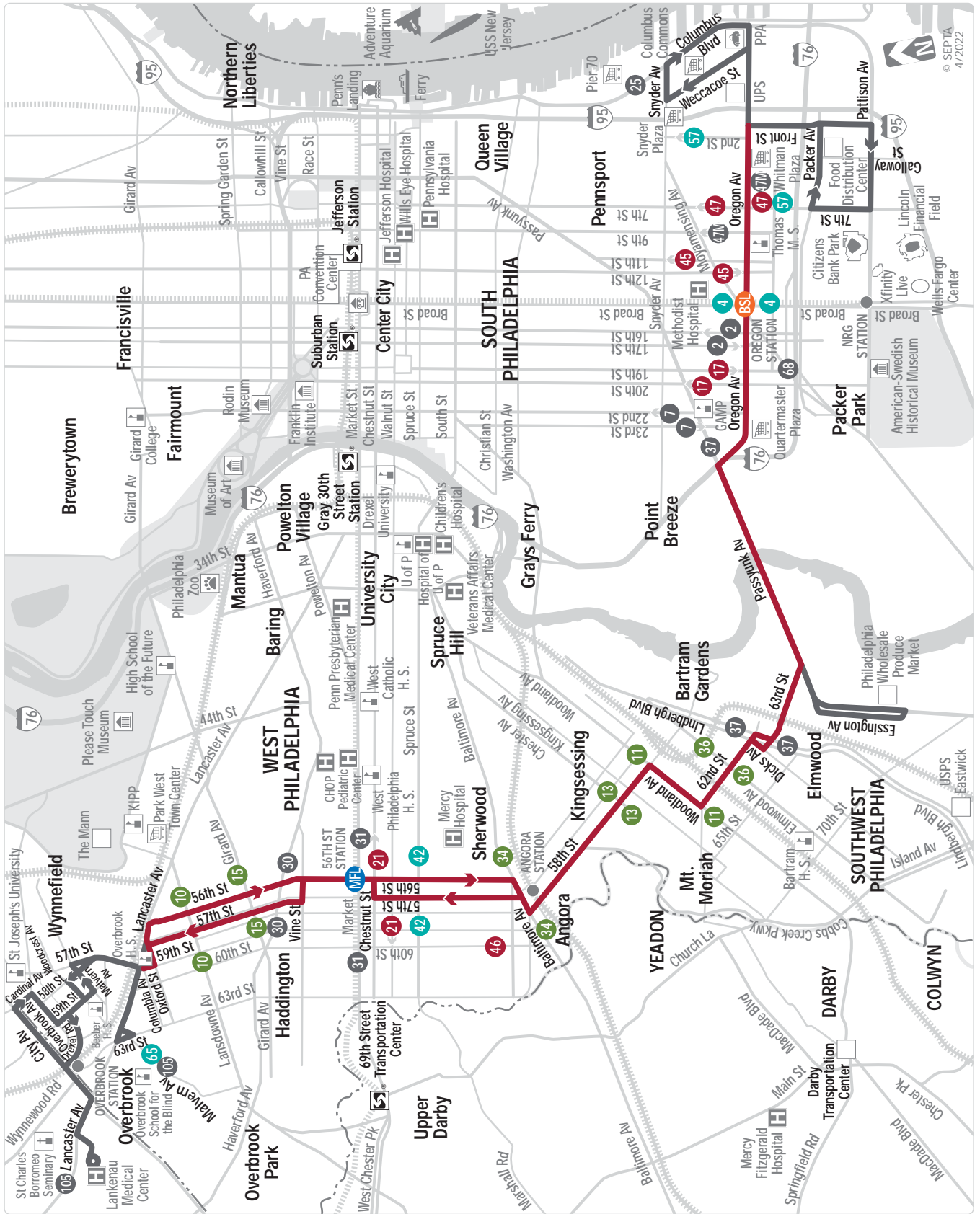
24 HOURS

OPERATING STATISTICS

ONE WAY ROUTE MILES (AVG.)	14.7	<u>RANK</u>
DAILY AVERAGE (WK) RIDERSHIP	7,123	5TH
VEHICLE HOURS (ANNUAL)	92,229	
VEHICLE MILES (ANNUAL)	968,401	
PEAK VEHICLES	23	
FULLY ALLOCATED EXPENSES	\$15,648,428	
PASSENGER REVENUE	\$2,708,565	
OPERATING RATIO	17%	31ST
ON TIME % (SEASON)	74%	

CHARACTERISTICS

MODE	BUS
DIVISION	SURFACE - CITY
OPERATING DISTRICT(S)	SOUTHERN
COUNTY(S) SERVED	PHILADELPHIA, MONTGOMERY
VEHICLE SIZE	40'





Broad-Erie to Cheltenham- Ogontz



SEPTA

Serving
Tioga and
West Mt Airy

SERVICE LEVELS (FREQUENCY IN MINUTES)

WEEKDAYS

AM PEAK	12
BASE	20
PM PEAK	15
EARLY EVENING	40
LATE NIGHT	40
OWL	--
TOTAL TRIPS	113

SATURDAYS

AM	30
BASE	20
PM	20
EARLY EVENING	30
LATE NIGHT	60
OWL	--
TOTAL TRIPS	89

SUNDAYS

AM	40
BASE	24
PM	25
EARLY EVENING	40
LATE NIGHT	60
OWL	--
TOTAL TRIPS	70

SERVICE
SPAN

6:00A - 2:30A

6:00A - 2:30A

6:30A - 1:30A

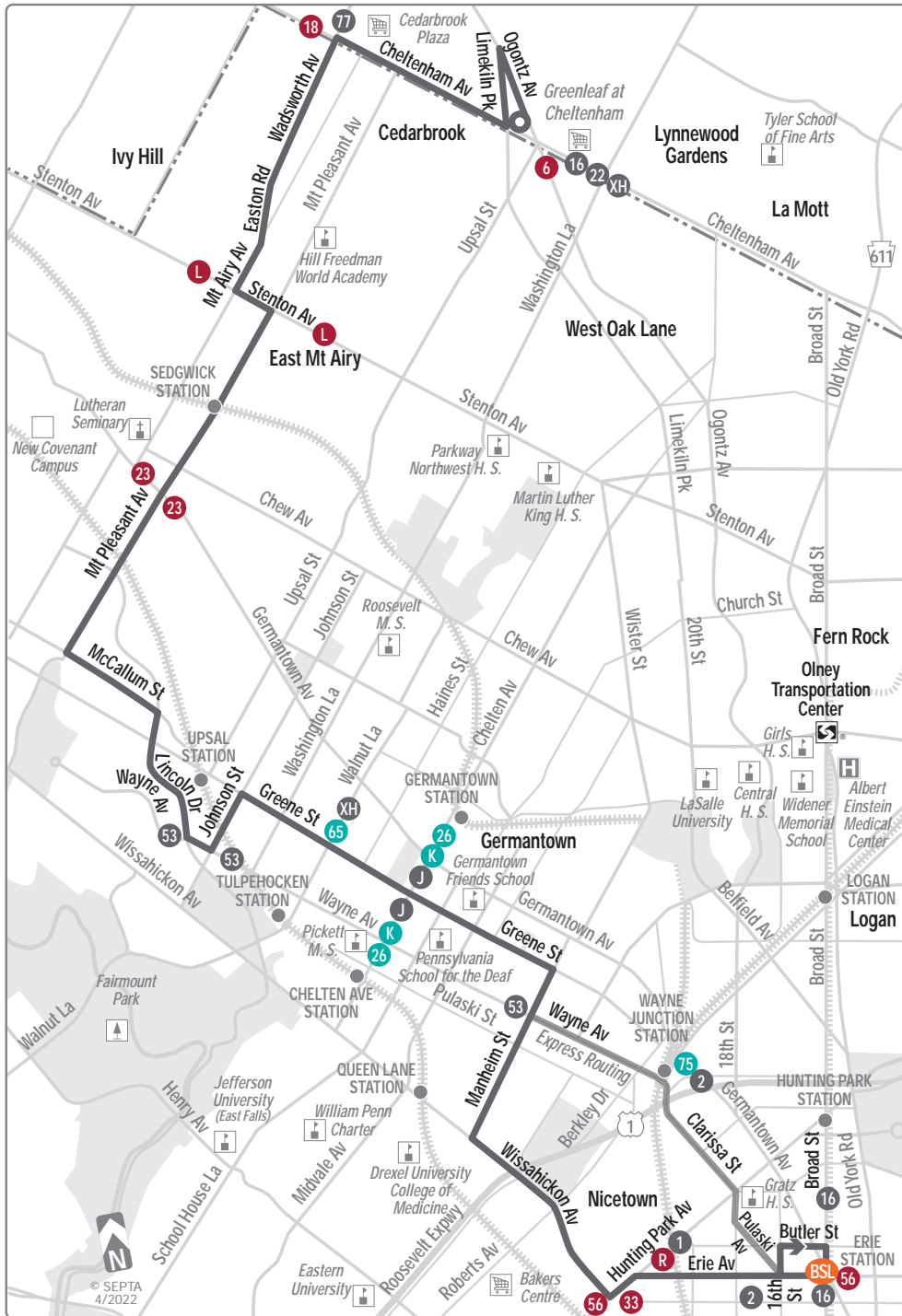
OPERATING STATISTICS

ONE WAY ROUTE MILES (AVG.)	9.1	<u>RANK</u>
DAILY AVERAGE (WK) RIDERSHIP	2,269	45TH
VEHICLE HOURS (ANNUAL)	35,304	
VEHICLE MILES (ANNUAL)	335,739	
PEAK VEHICLES	12	
FULLY ALLOCATED EXPENSES	\$6,571,993	
PASSENGER REVENUE	\$854,355	
OPERATING RATIO	13%	53RD
ON TIME % (SEASON)	85%	

CHARACTERISTICS

MODE
DIVISION
OPERATING DISTRICT(S)
COUNTY(S) SERVED
VEHICLE SIZE

BUS
SURFACE - CITY
MIDVALE
PHILADELPHIA, MONTGOMERY
40'



J

Cheltenham- Wissahickon to Richmond- Orthodox



SEPTA

Serving
Germantown,
Logan, Frankford
and Bridesburg

SERVICE LEVELS (FREQUENCY IN MINUTES)

WEEKDAYS

AM PEAK	18
BASE	30
PM PEAK	20
EARLY EVENING	40
LATE NIGHT	60
OWL	--
TOTAL TRIPS	87

SATURDAYS

AM	60
BASE	60
PM	60
EARLY EVENING	60
LATE NIGHT	60
OWL	--
TOTAL TRIPS	42

SUNDAYS

AM	60
BASE	60
PM	60
EARLY EVENING	60
LATE NIGHT	60
OWL	--
TOTAL TRIPS	42

SERVICE SPAN

5:00A - 2:30A

5:00A - 2:30A

5:00A - 2:30A

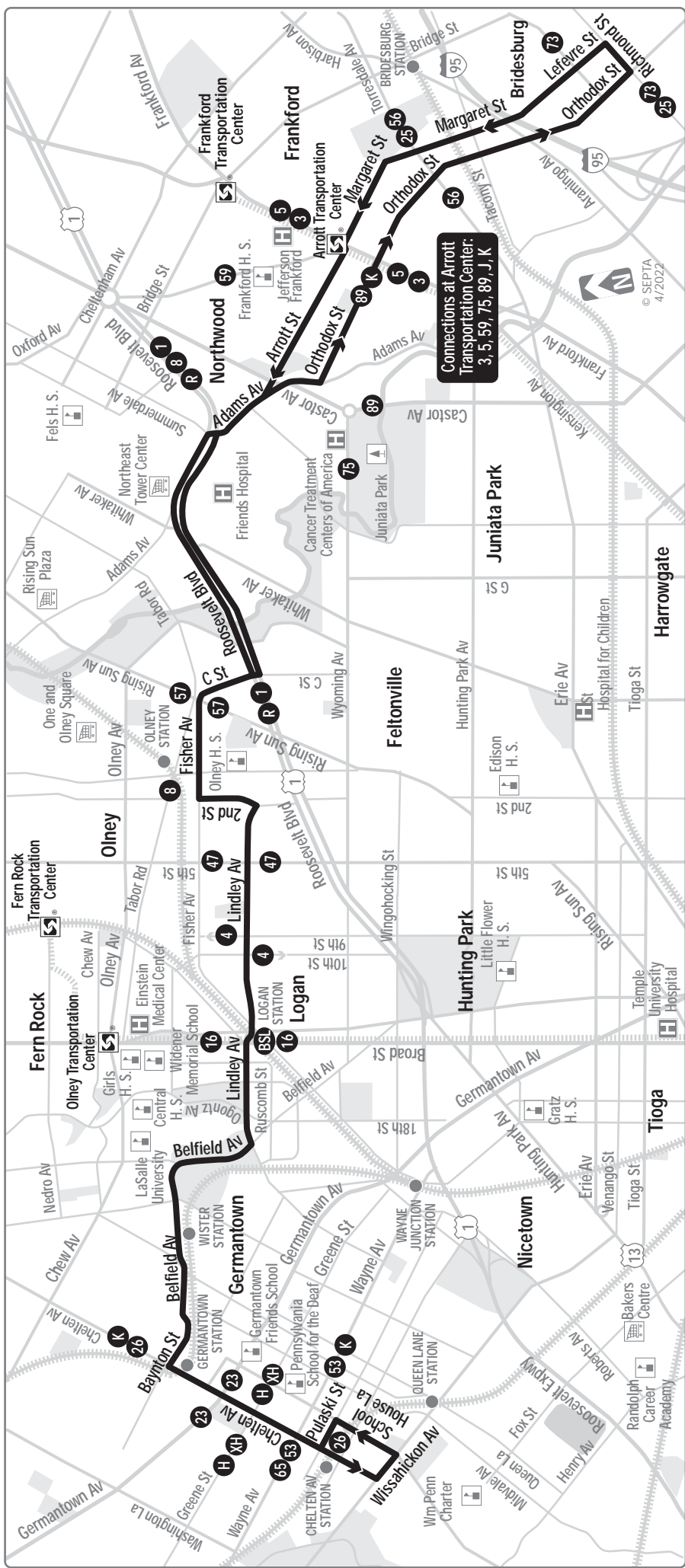
OPERATING STATISTICS

ONE WAY ROUTE MILES (AVG.)	8.8	<u>RANK</u>
DAILY AVERAGE (WK) RIDERSHIP	1,298	65TH
VEHICLE HOURS (ANNUAL)	24,847	
VEHICLE MILES (ANNUAL)	228,340	
PEAK VEHICLES	6	
FULLY ALLOCATED EXPENSES	\$4,041,039	
PASSENGER REVENUE	\$525,179	
OPERATING RATIO	13%	54TH
ON TIME % (SEASON)	88%	

CHARACTERISTICS

MODE
DIVISION
OPERATING DISTRICT(S)
COUNTY(S) SERVED
VEHICLE SIZE

BUS
SURFACE - CITY
FRANKFORD
PHILADELPHIA
40'



Connections at Arrott Transportation Center:
3, 5, 59, 75, 89, J, K

K

Ridge-Midvale to Arrott Transportation Center



SEPTA

Serving
Germantown

SERVICE LEVELS (FREQUENCY IN MINUTES)

WEEKDAYS

AM PEAK	10
BASE	16
PM PEAK	10
EARLY EVENING	25
LATE NIGHT	40
OWL	--
TOTAL TRIPS	165

SATURDAYS

AM	25
BASE	20
PM	20
EARLY EVENING	30
LATE NIGHT	40
OWL	--
TOTAL TRIPS	106

SUNDAYS

AM	30
BASE	30
PM	30
EARLY EVENING	35
LATE NIGHT	40
OWL	--
TOTAL TRIPS	76

SERVICE SPAN

4:30A - 2:30A

4:30A - 2:30A

5:30A - 2:30A

OPERATING STATISTICS

ONE WAY ROUTE MILES (AVG.)	10.0
DAILY AVERAGE (WK) RIDERSHIP	4,186
VEHICLE HOURS (ANNUAL)	51,844
VEHICLE MILES (ANNUAL)	485,264
PEAK VEHICLES	12
FULLY ALLOCATED EXPENSES	\$8,349,644
PASSENGER REVENUE	\$1,708,528
OPERATING RATIO	21%
ON TIME % (SEASON)	82%

RANK

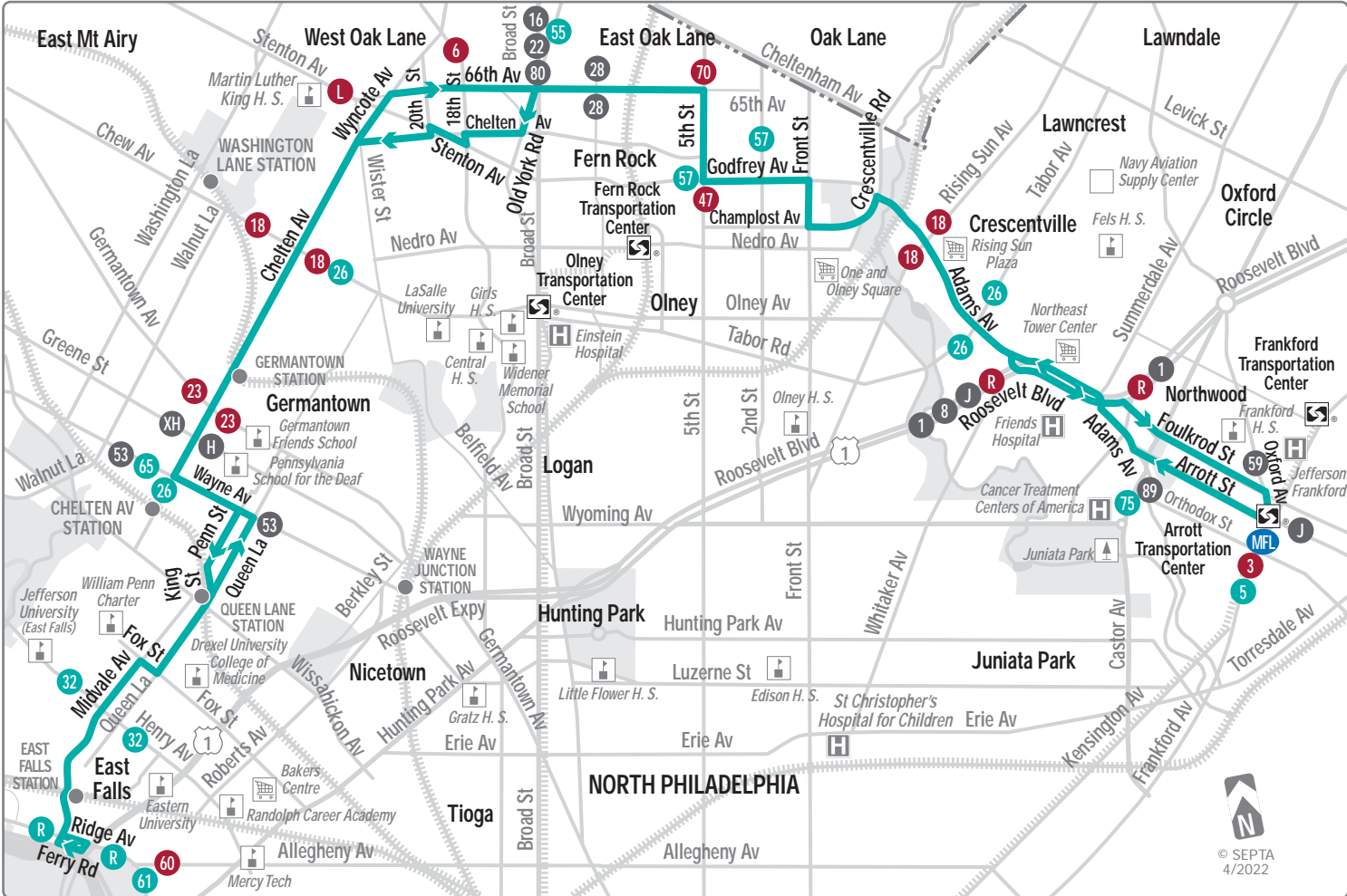
25TH

17TH

CHARACTERISTICS

MODE
DIVISION
OPERATING DISTRICT(S)
COUNTY(S) SERVED
VEHICLE SIZE

BUS
SURFACE - CITY
FRANKFORD
PHILADELPHIA
40'



L

Chestnut Hill or Plymouth Meeting Mall to Olney Transportation Center



SEPTA

Serving
Erdenheim and
East Mount Airy

SERVICE LEVELS (FREQUENCY IN MINUTES)

WEEKDAYS

AM PEAK	8
BASE	15
PM PEAK	7
EARLY EVENING	15
LATE NIGHT	35
OWL	--
TOTAL TRIPS	197

SATURDAYS

AM	20
BASE	20
PM	20
EARLY EVENING	30
LATE NIGHT	35
OWL	--
TOTAL TRIPS	112

SUNDAYS

AM	30
BASE	20
PM	20
EARLY EVENING	35
LATE NIGHT	35
OWL	--
TOTAL TRIPS	102

SERVICE SPAN

4:00A - 3:00A

4:00A - 3:00A

4:00A - 3:00A

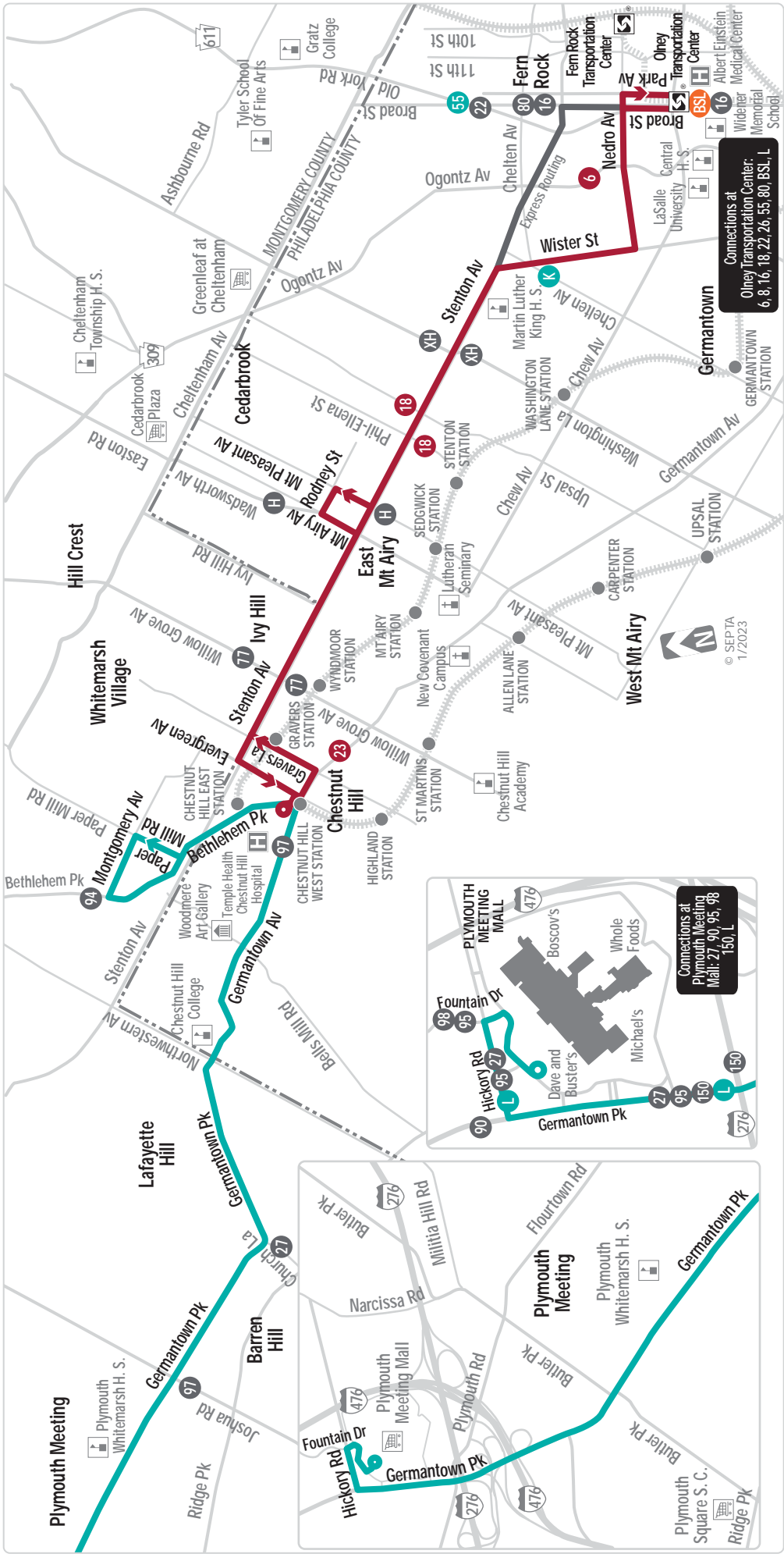
OPERATING STATISTICS

ONE WAY ROUTE MILES (AVG.)	12.0	<u>RANK</u>
DAILY AVERAGE (WK) RIDERSHIP	2,974	35TH
VEHICLE HOURS (ANNUAL)	59,865	
VEHICLE MILES (ANNUAL)	621,994	
PEAK VEHICLES	14	
FULLY ALLOCATED EXPENSES	\$9,920,724	
PASSENGER REVENUE	\$1,367,393	
OPERATING RATIO	14%	46TH
ON TIME % (SEASON)	79%	

CHARACTERISTICS

MODE
DIVISION
OPERATING DISTRICT(S)
COUNTY(S) SERVED
VEHICLE SIZE

BUS
SURFACE - CITY
MIDVALE
PHILADELPHIA, MONTGOMERY
40'



Plymouth Meeting

Plymouth Whitemarsh H. S.

Joshua Rd

Ridge Pk

91

Germantown Pk

Barren Hill

Church La

21

Lafayette Hill

Northwestern Av

Stenton Av

94

Bethlehem Pk

Paper Mill Rd

91

Chestnut Hill

Woodmere Art Gallery

Temple Health Chestnut Hill Hospital

91

Graves La

23

Chestnut Hill

Highland Station

91

Plymouth Meeting

Plymouth Meeting Mall

Hickory Rd

95

27

90

95

27

98

95

98

27

95

150

276

150

276

150

276

150

276

150

276

150

276

Plymouth Meeting

Plymouth Meeting Mall

Hickory Rd

95

27

90

95

27

98

95

98

27

95

150

276

150

276

150

276

150

276

150

276

150

276

Plymouth Meeting

Plymouth Meeting Mall

Hickory Rd

95

27

90

95

27

98

95

98

27

95

150

276

150

276

150

276

150

276

150

276

150

276

Plymouth Meeting

Plymouth Meeting Mall

Hickory Rd

95

27

90

95

27

98

95

98

27

95

150

276

150

276

150

276

150

276

150

276

150

276

Plymouth Meeting

Plymouth Meeting Mall

Hickory Rd

95

27

90

95

27

98

95

98

27

95

150

276

150

276

150

276

150

276

150

276

150

276

R

Henry-Midvale and Wissahickon Transportation Center to Frankford Transportation Center



SEPTA
Serving
Hunting Park

SERVICE LEVELS (FREQUENCY IN MINUTES)

<u>WEEKDAYS</u>		<u>SATURDAYS</u>		<u>SUNDAYS</u>	
AM PEAK	8	AM	20	AM	30
BASE	15	BASE	15	BASE	20
PM PEAK	10	PM	20	PM	20
EARLY EVENING	15	EARLY EVENING	20	EARLY EVENING	30
LATE NIGHT	25	LATE NIGHT	25	LATE NIGHT	30
OWL	30	OWL	30	OWL	30
TOTAL TRIPS	205	TOTAL TRIPS	138	TOTAL TRIPS	112
SERVICE SPAN	24 HOURS	24 HOURS	24 HOURS	24 HOURS	

OPERATING STATISTICS

		<u>RANK</u>
ONE WAY ROUTE MILES (AVG.)	8.5	
DAILY AVERAGE (WK) RIDERSHIP	4,190	24TH
VEHICLE HOURS (ANNUAL)	48,157	
VEHICLE MILES (ANNUAL)	470,972	
PEAK VEHICLES	11	
FULLY ALLOCATED EXPENSES	\$7,803,626	
PASSENGER REVENUE	\$1,854,613	
OPERATING RATIO	24%	5TH
ON TIME % (SEASON)	83%	

CHARACTERISTICS

MODE	BUS
DIVISION	SURFACE - CITY
OPERATING DISTRICT(S)	FRANKFORD
COUNTY(S) SERVED	PHILADELPHIA
VEHICLE SIZE	40'

XH

Broad-Erie to Cheltenham- Ogontz



 **SEPTA**
Serving
Tioga and
East Mount Airy

SERVICE LEVELS (FREQUENCY IN MINUTES)

WEEKDAYS

AM PEAK	12
BASE	20
PM PEAK	15
EARLY EVENING	40
LATE NIGHT	40
OWL	--
TOTAL TRIPS	111

SATURDAYS

AM	30
BASE	20
PM	20
EARLY EVENING	30
LATE NIGHT	60
OWL	--
TOTAL TRIPS	86

SUNDAYS

AM	40
BASE	24
PM	25
EARLY EVENING	40
LATE NIGHT	60
OWL	--
TOTAL TRIPS	67

SERVICE
SPAN

6:00A - 1:30A

6:00A - 1:00A

7:30A - 1:00A

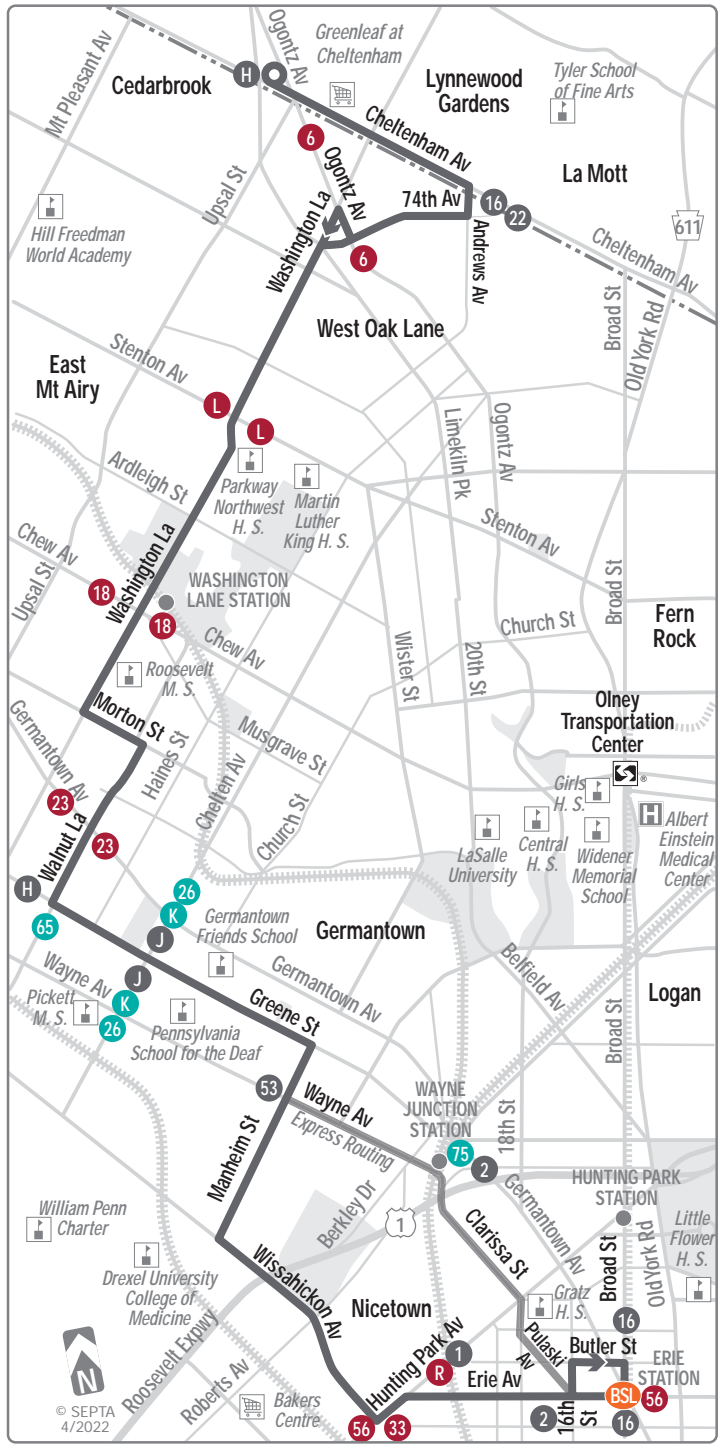
OPERATING STATISTICS

ONE WAY ROUTE MILES (AVG.)	7.7	<u>RANK</u>
DAILY AVERAGE (WK) RIDERSHIP	2390	41ST
VEHICLE HOURS (ANNUAL)	38,343	
VEHICLE MILES (ANNUAL)	366,486	
PEAK VEHICLES	10	
FULLY ALLOCATED EXPENSES	\$6,460,134	
PASSENGER REVENUE	\$1,113,035	32ND
OPERATING RATIO	17%	
ON TIME % (SEASON)	78%	

CHARACTERISTICS

MODE
DIVISION
OPERATING DISTRICT(S)
COUNTY(S) SERVED
VEHICLE SIZE

BUS
SURFACE - CITY
MIDVALE
PHILADELPHIA, MONTGOMERY
40'



1

Parx Casino to 54th-City



SEPTA

Serving Northeast
Philadelphia
and Wissahickon
Transportation
Center

SERVICE LEVELS (FREQUENCY IN MINUTES)

<u>WEEKDAYS</u>		<u>SATURDAYS</u>		<u>SUNDAYS</u>	
AM PEAK	12	AM	60	AM	--
BASE	60	BASE	60	BASE	--
PM PEAK	15	PM	60	PM	--
EARLY EVENING	--	EARLY EVENING	--	EARLY EVENING	--
LATE NIGHT	2 TRIPS	LATE NIGHT	--	LATE NIGHT	--
OWL	--	OWL	--	OWL	--
TOTAL TRIPS	55	TOTAL TRIPS	24	TOTAL TRIPS	--

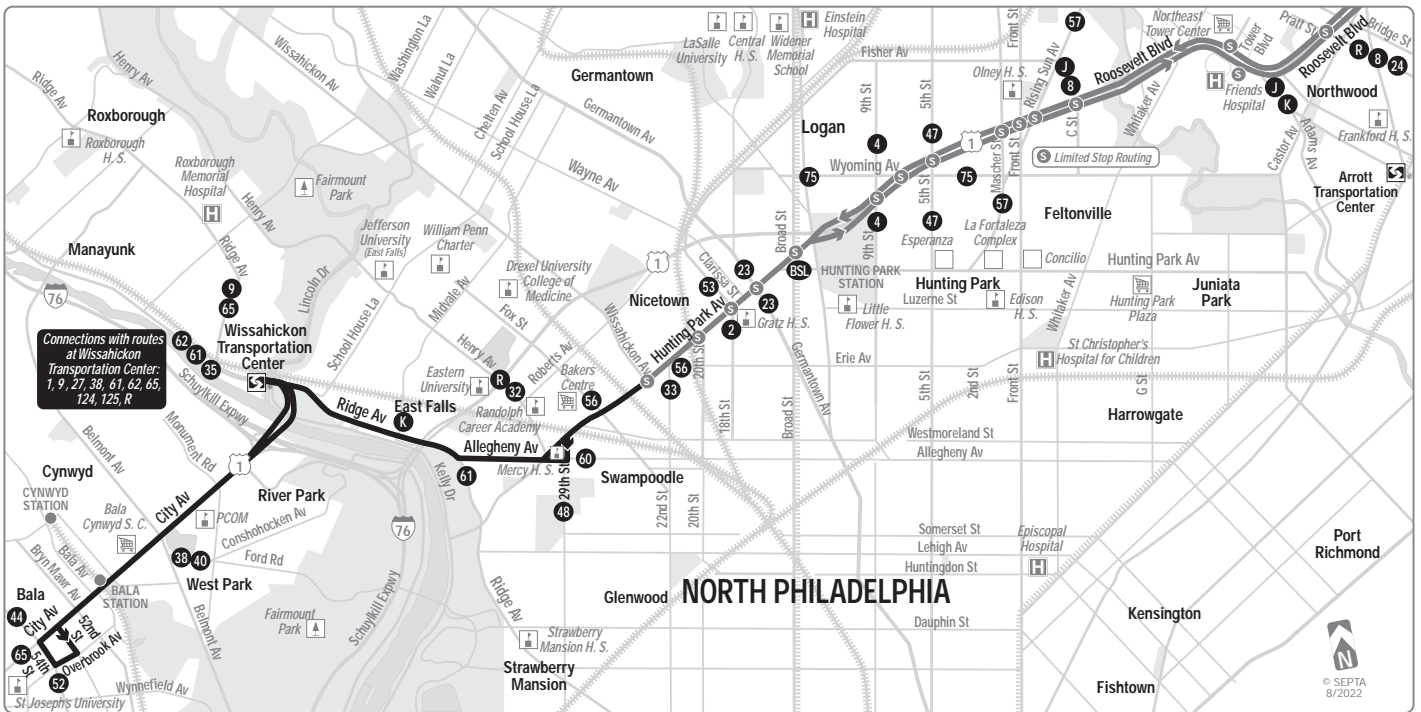
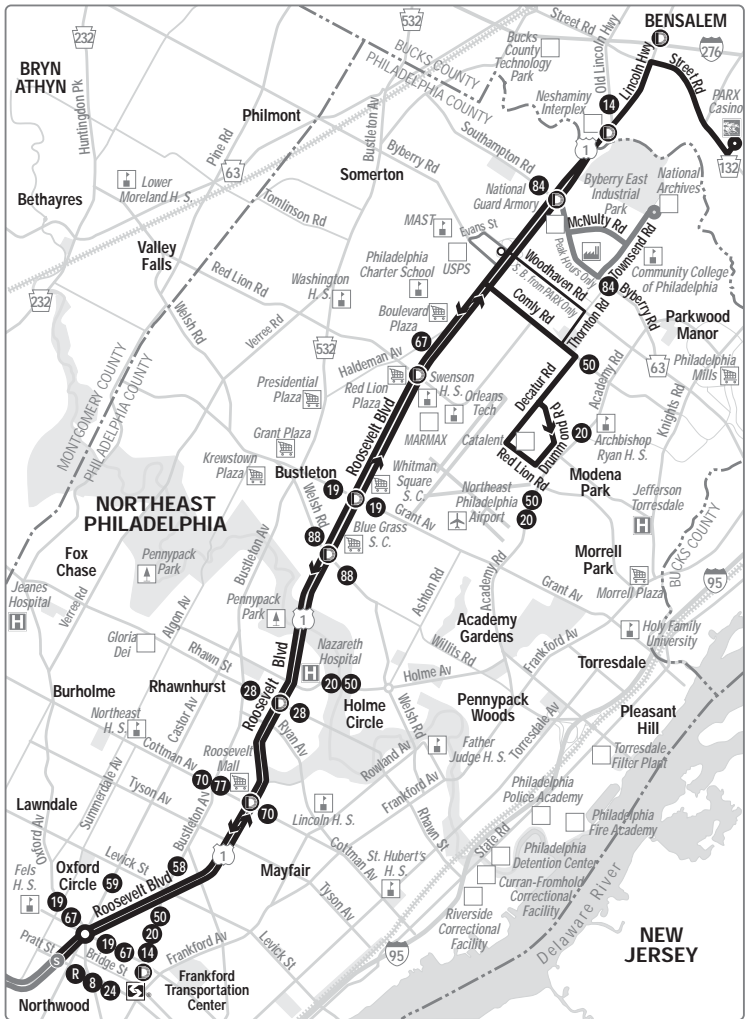
SERVICE SPAN	5:00A - 1:00A	6:30A - 7:30P	NO SERVICE
--------------	---------------	---------------	------------

OPERATING STATISTICS

ONE WAY ROUTE MILES (AVG.)	25.0	<u>RANK</u>
DAILY AVERAGE (WK) RIDERSHIP	1,428	63RD
VEHICLE HOURS (ANNUAL)	28,511	
VEHICLE MILES (ANNUAL)	383,192	
PEAK VEHICLES	13	
FULLY ALLOCATED EXPENSES	\$6,505,353	
PASSENGER REVENUE	\$643,472	
OPERATING RATIO	10%	74TH
ON TIME % (SEASON)	72%	

CHARACTERISTICS

MODE	BUS
DIVISION	SURFACE - CITY
OPERATING DISTRICT(S)	COMLY, FRANKFORD
COUNTY(S) SERVED	PHILADELPHIA, MONTGOMERY, BUCKS
VEHICLE SIZE	40'



2

20th-Johnston to Pulaski- Hunting Park or Wayne Junction



SEPTA

Serving South
Philadelphia, Center
City and North
Philadelphia

SERVICE LEVELS (FREQUENCY IN MINUTES)

WEEKDAYS

AM PEAK	10
BASE	20
PM PEAK	12
EARLY EVENING	35
LATE NIGHT	45
OWL	--
TOTAL TRIPS	129

SATURDAYS

AM	30
BASE	30
PM	30
EARLY EVENING	35
LATE NIGHT	45
OWL	--
TOTAL TRIPS	78

SUNDAYS

AM	30
BASE	30
PM	30
EARLY EVENING	40
LATE NIGHT	45
OWL	--
TOTAL TRIPS	78

SERVICE
SPAN

5:00A - 3:00A

5:00A - 3:00A

5:00A - 3:00A

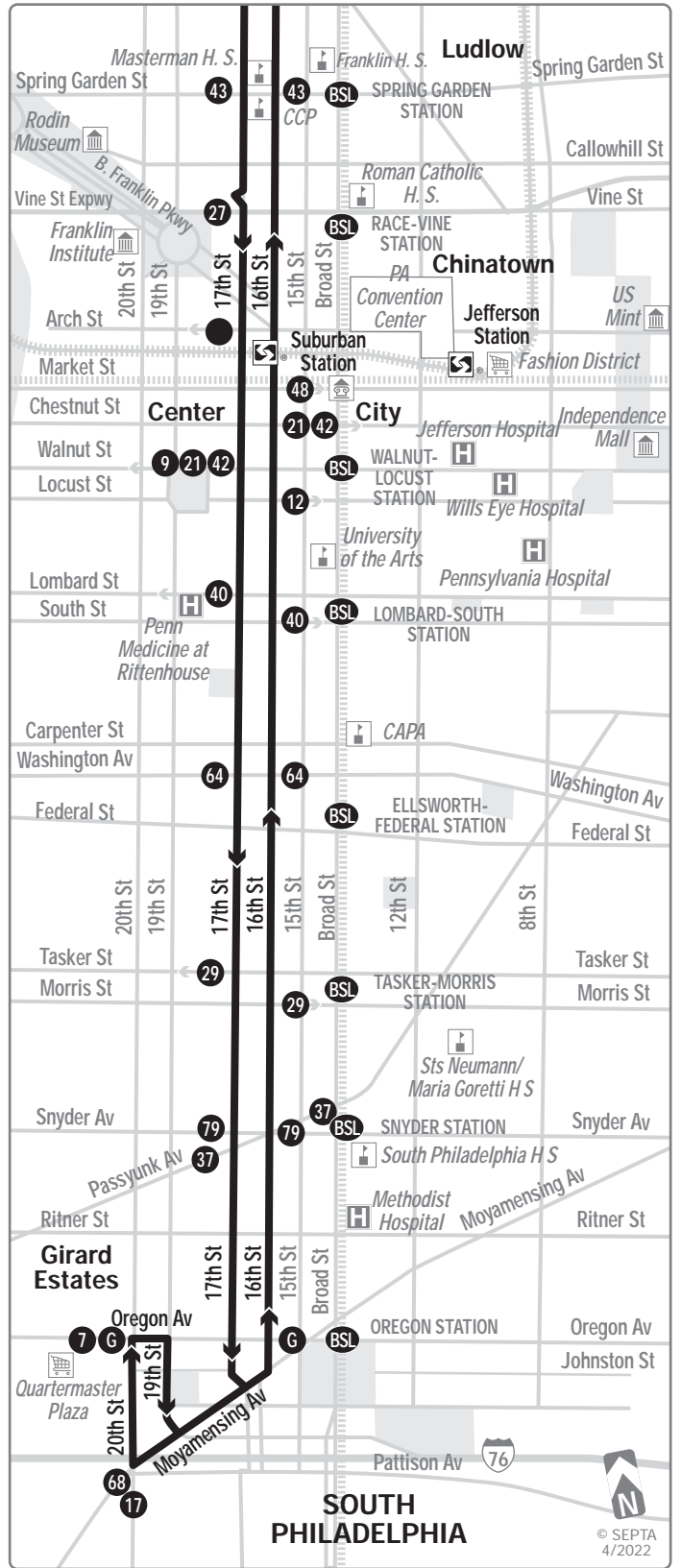
OPERATING STATISTICS

ONE WAY ROUTE MILES (AVG.)	8.1	<u>RANK</u>
DAILY AVERAGE (WK) RIDERSHIP	2,207	48TH
VEHICLE HOURS (ANNUAL)	47,537	
VEHICLE MILES (ANNUAL)	363,658	
PEAK VEHICLES	11	
FULLY ALLOCATED EXPENSES	\$7,329,837	
PASSENGER REVENUE	\$1,040,121	
OPERATING RATIO	14%	43RD
ON TIME % (SEASON)	73%	

CHARACTERISTICS

MODE
DIVISION
OPERATING DISTRICT(S)
COUNTY(S) SERVED
VEHICLE SIZE

BUS
SURFACE - CITY
MIDVALE, SOUTHERN
PHILADELPHIA
40'



3

33rd-Cecil B. Moore to Frankford Transportation Center



SEPTA

Serving Strawberry Mansion and North Philadelphia

SERVICE LEVELS (FREQUENCY IN MINUTES)

WEEKDAYS

AM PEAK	10
BASE	15
PM PEAK	10
EARLY EVENING	15
LATE NIGHT	30
OWL	--
TOTAL TRIPS	173

SATURDAYS

AM	25
BASE	20
PM	20
EARLY EVENING	30
LATE NIGHT	30
OWL	--
TOTAL TRIPS	107

SUNDAYS

AM	30
BASE	20
PM	20
EARLY EVENING	30
LATE NIGHT	30
OWL	--
TOTAL TRIPS	101

SERVICE SPAN 4:30A - 2:30A

5:00A - 2:30A

5:30A - 2:30A

OPERATING STATISTICS

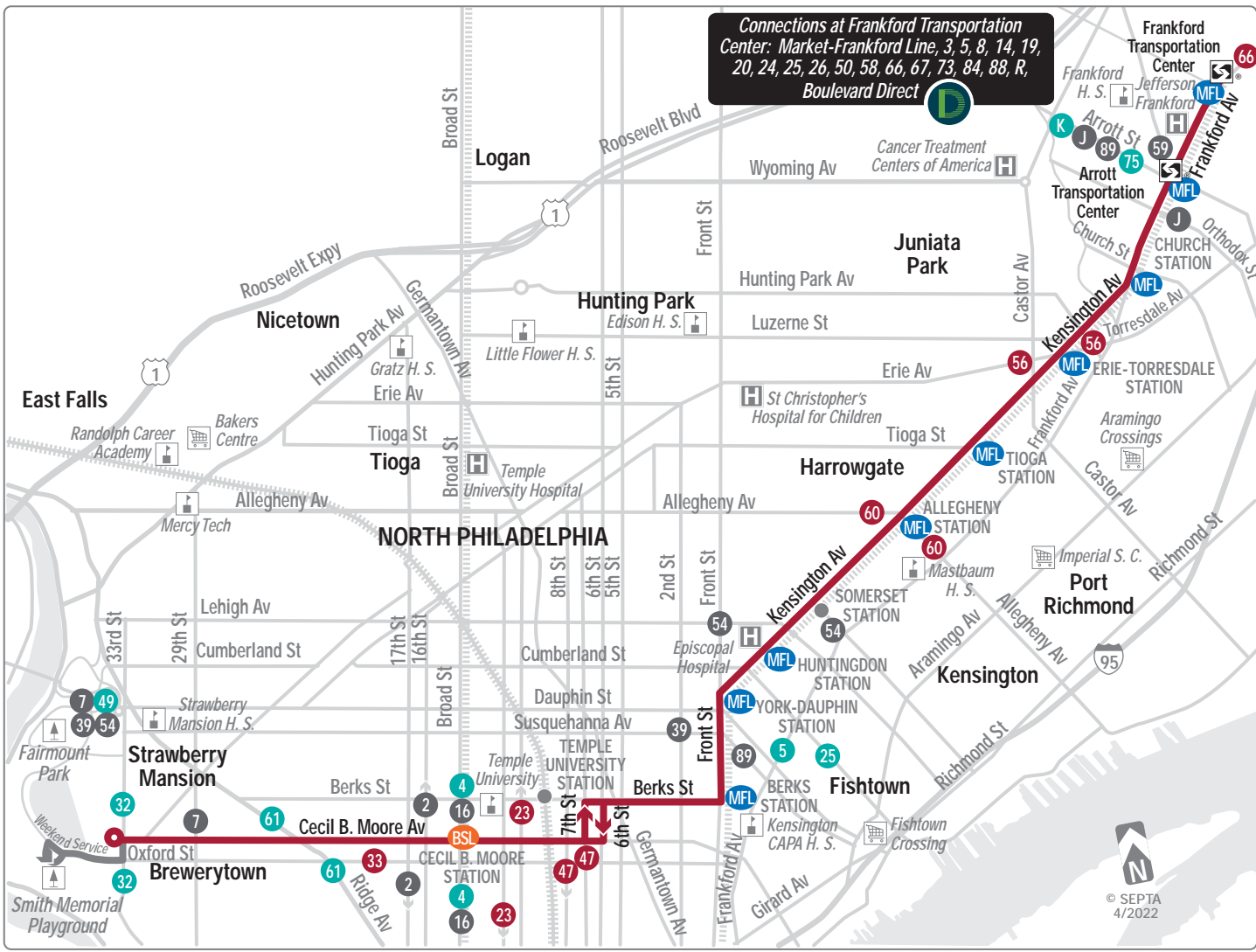
ONE WAY ROUTE MILES (AVG.)	8.4	<u>RANK</u>
DAILY AVERAGE (WK) RIDERSHIP	4,283	22ND
VEHICLE HOURS (ANNUAL)	52,415	
VEHICLE MILES (ANNUAL)	415,126	
PEAK VEHICLES	14	
FULLY ALLOCATED EXPENSES	\$8,561,917	
PASSENGER REVENUE	\$1,680,741	
OPERATING RATIO	20%	21ST
ON TIME % (SEASON)	80%	

CHARACTERISTICS

MODE
DIVISION
OPERATING DISTRICT(S)
COUNTY(S) SERVED
VEHICLE SIZE

BUS
SURFACE - CITY
FRANKFORD
PHILADELPHIA
40'

Connections at Frankford Transportation Center: Market-Frankford Line, 3, 5, 8, 14, 19, 20, 24, 25, 26, 50, 58, 66, 67, 73, 84, 88, R, Boulevard Direct



4

Broad-Pattison to Fern Rock Transportation Center



SEPTA

Serving
Center City

SERVICE LEVELS (FREQUENCY IN MINUTES)

WEEKDAYS

AM PEAK	15
BASE	24
PM PEAK	15
EARLY EVENING	40
LATE NIGHT	40
OWL	--
TOTAL TRIPS	101

SATURDAYS

AM	30
BASE	22
PM	24
EARLY EVENING	30
LATE NIGHT	40
OWL	--
TOTAL TRIPS	88

SUNDAYS

AM	30
BASE	30
PM	30
EARLY EVENING	30
LATE NIGHT	40
OWL	--
TOTAL TRIPS	74

SERVICE SPAN

5:00A - 2:30A

5:30A - 2:30A

5:30A - 2:00A

OPERATING STATISTICS

ONE WAY ROUTE MILES (AVG.)	10.8	<u>RANK</u>
DAILY AVERAGE (WK) RIDERSHIP	2,955	36TH
VEHICLE HOURS (ANNUAL)	48,827	
VEHICLE MILES (ANNUAL)	457,017	
PEAK VEHICLES	14	
FULLY ALLOCATED EXPENSES	\$8,474,079	
PASSENGER REVENUE	\$1,323,171	
OPERATING RATIO	16%	38TH
ON TIME % (SEASON)	71%	

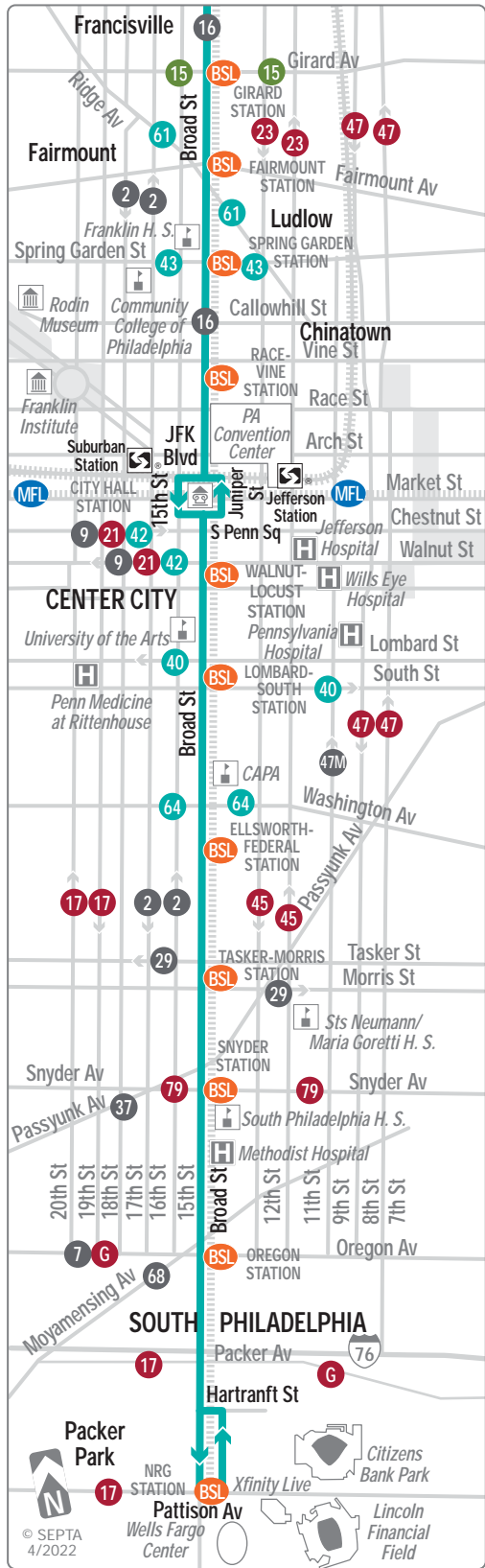
CHARACTERISTICS

MODE
DIVISION
OPERATING DISTRICT(S)
COUNTY(S) SERVED
VEHICLE SIZE

BUS
SURFACE - CITY
MIDVALE, SOUTHERN
PHILADELPHIA
40'



A free interchange between Routes 4 and 16 - for same direction travel, is provided for SEPTA Key card users, at any of the shared stops between Broad St & Allegheny Av and 15th & Market Sts



© SEPTA 4/2022

5

Front-Market to Frankford Transportation Center



SEPTA

Serving
Center City

SERVICE LEVELS (FREQUENCY IN MINUTES)

WEEKDAYS

AM PEAK	15
BASE	25
PM PEAK	15
EARLY EVENING	30
LATE NIGHT	50
OWL	--
TOTAL TRIPS	112

SATURDAYS

AM	45
BASE	30
PM	30
EARLY EVENING	45
LATE NIGHT	60
OWL	--
TOTAL TRIPS	66

SUNDAYS

AM	45
BASE	30
PM	30
EARLY EVENING	45
LATE NIGHT	60
OWL	--
TOTAL TRIPS	66

SERVICE SPAN 5:00A - 2:30A

5:00A - 2:30A

5:00A - 2:30A

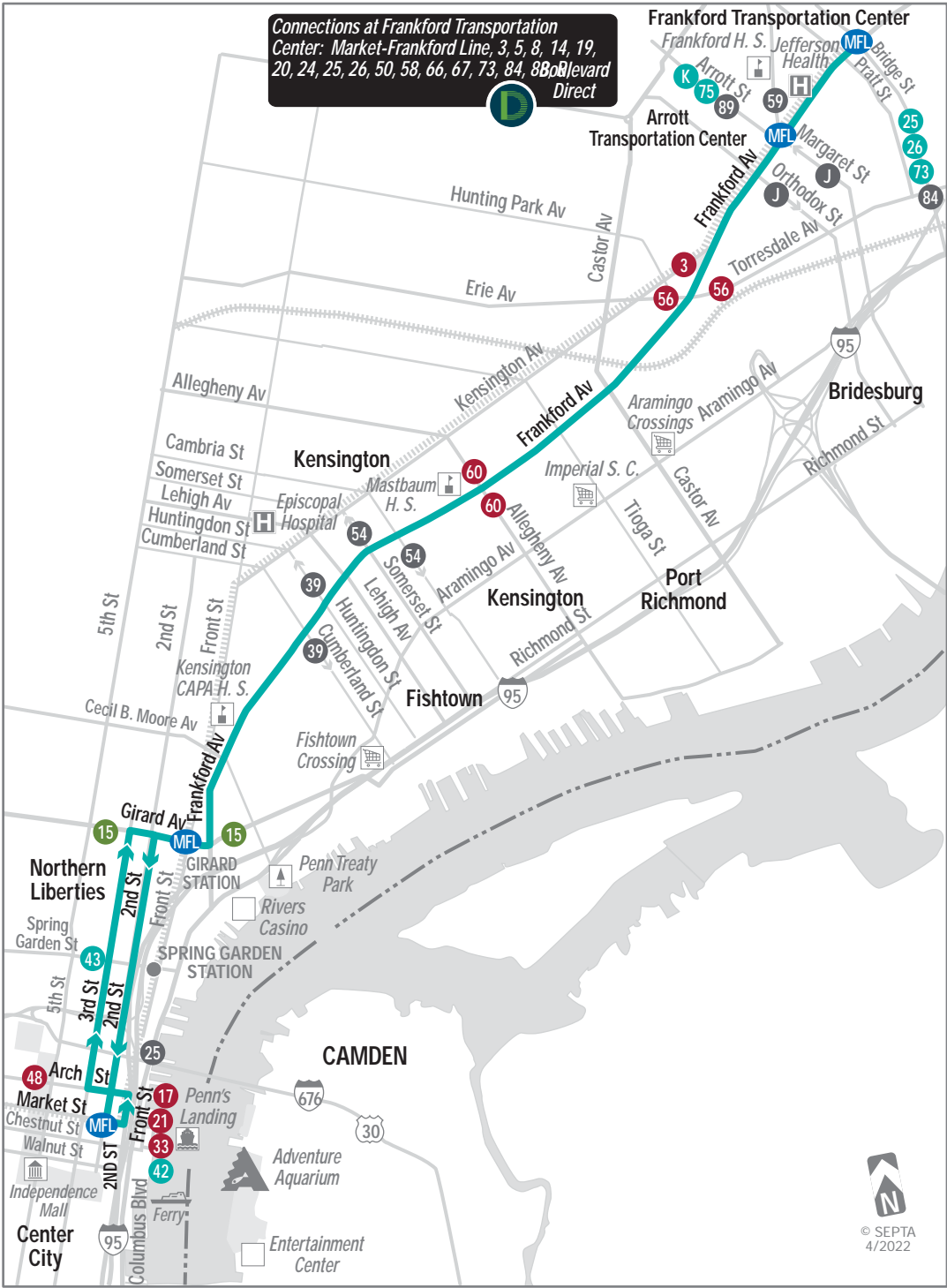
OPERATING STATISTICS

ONE WAY ROUTE MILES (AVG.)	6.8	<u>RANK</u>
DAILY AVERAGE (WK) RIDERSHIP	1,485	61ST
VEHICLE HOURS (ANNUAL)	26,291	
VEHICLE MILES (ANNUAL)	224,001	
PEAK VEHICLES	8	
FULLY ALLOCATED EXPENSES	\$4,578,915	
PASSENGER REVENUE	\$616,999	
OPERATING RATIO	14%	50TH
ON TIME % (SEASON)	81%	

CHARACTERISTICS

MODE	BUS
DIVISION	SURFACE - CITY
OPERATING DISTRICT(S)	FRANKFORD
COUNTY(S) SERVED	PHILADELPHIA
VEHICLE SIZE	40'

Connections at Frankford Transportation Center
 Center: Market-Frankford Line, 3, 5, 8, 14, 19, 20, 24, 25, 26, 50, 58, 66, 67, 73, 84, 88, 89, Boulevard Direct



6

Cheltenham- Ogontz to Olney Transportation Center



SEPTA

Serving
West Oak Lane

SERVICE LEVELS (FREQUENCY IN MINUTES)

WEEKDAYS

AM PEAK	11
BASE	15
PM PEAK	12
EARLY EVENING	15
LATE NIGHT	15
OWL	60
TOTAL TRIPS	172

SATURDAYS

AM	20
BASE	15
PM	15
EARLY EVENING	30
LATE NIGHT	30
OWL	60
TOTAL TRIPS	132

SUNDAYS

AM	25
BASE	20
PM	20
EARLY EVENING	30
LATE NIGHT	30
OWL	60
TOTAL TRIPS	110

SERVICE SPAN 24 HOURS

24 HOURS

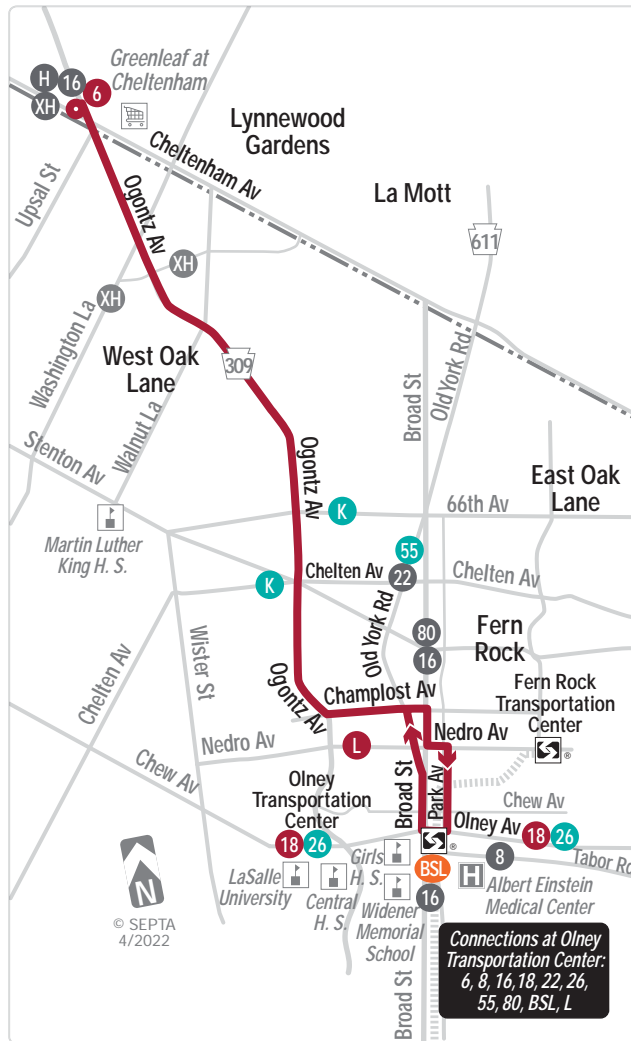
24 HOURS

OPERATING STATISTICS

ONE WAY ROUTE MILES (AVG.)	3.1	<u>RANK</u>
DAILY AVERAGE (WK) RIDERSHIP	2,757	37TH
VEHICLE HOURS (ANNUAL)	29,207	
VEHICLE MILES (ANNUAL)	212,920	
PEAK VEHICLES	7	
FULLY ALLOCATED EXPENSES	\$4,516,038	
PASSENGER REVENUE	\$1,195,146	
OPERATING RATIO	27%	2ND
ON TIME % (SEASON)	90%	

CHARACTERISTICS

MODE	BUS
DIVISION	SURFACE - CITY
OPERATING DISTRICT(S)	ALLEGHENY
COUNTY(S) SERVED	PHILADELPHIA, MONTGOMERY
VEHICLE SIZE	60'



7

Pier 70 to 33rd-Dauphin



SEPTA

Serving
Center City

SERVICE LEVELS (FREQUENCY IN MINUTES)

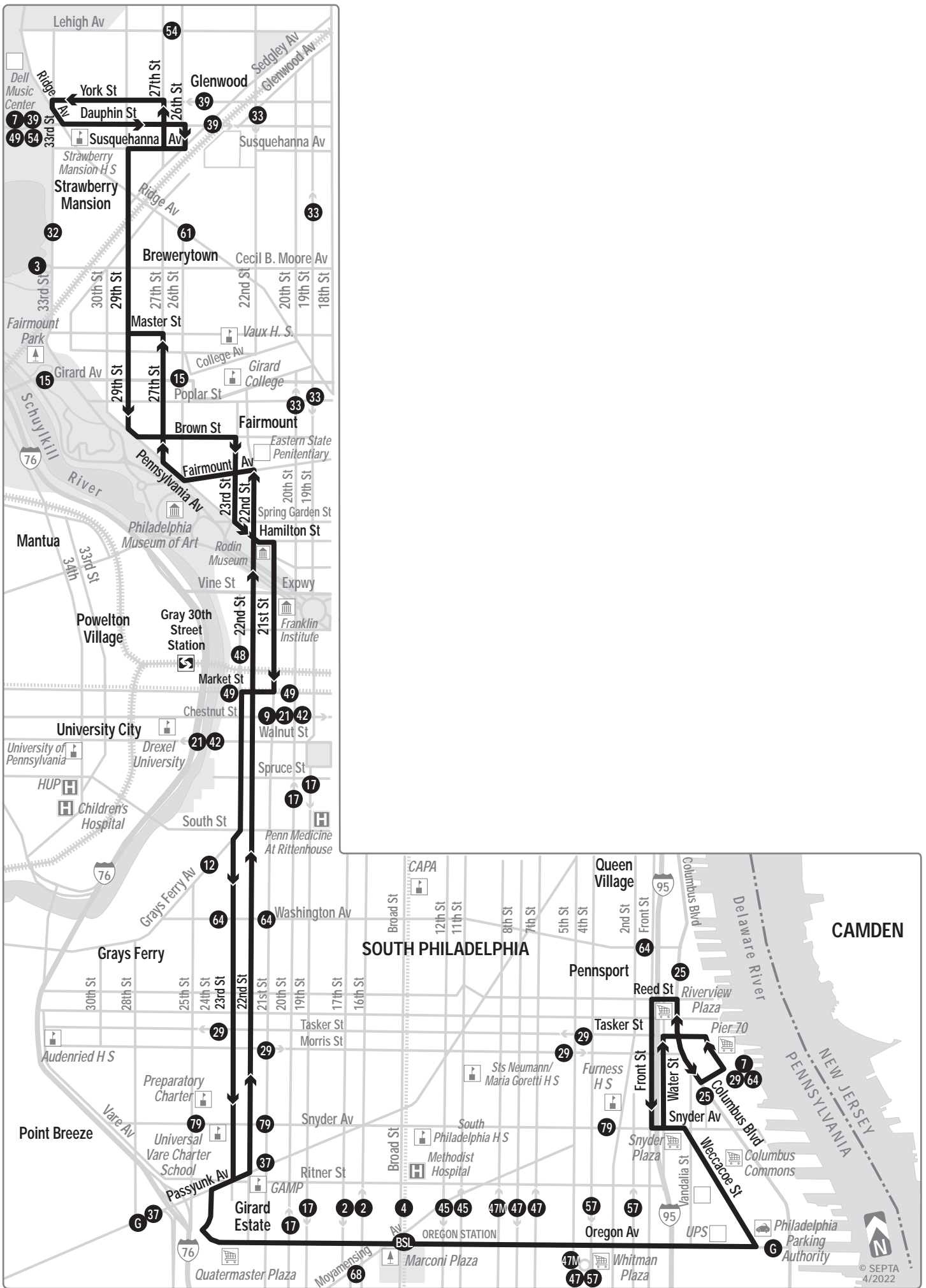
<u>WEEKDAYS</u>		<u>SATURDAYS</u>		<u>SUNDAYS</u>	
AM PEAK	15	AM	30	AM	30
BASE	25	BASE	20	BASE	20
PM PEAK	15	PM	30	PM	30
EARLY EVENING	50	EARLY EVENING	60	EARLY EVENING	50
LATE NIGHT	60	LATE NIGHT	60	LATE NIGHT	60
OWL	--	OWL	--	OWL	--
TOTAL TRIPS	103	TOTAL TRIPS	84	TOTAL TRIPS	84
SERVICE SPAN	5:00A - 2:30A	5:30A - 2:00A	5:30A - 2:00A		

OPERATING STATISTICS

		<u>RANK</u>
ONE WAY ROUTE MILES (AVG.)	11.0	
DAILY AVERAGE (WK) RIDERSHIP	2,619	40TH
VEHICLE HOURS (ANNUAL)	47,773	
VEHICLE MILES (ANNUAL)	433,780	
PEAK VEHICLES	12	
FULLY ALLOCATED EXPENSES	\$7,853,579	
PASSENGER REVENUE	\$1,113,008	
OPERATING RATIO	14%	44TH
ON TIME % (SEASON)	69%	

CHARACTERISTICS

MODE	BUS
DIVISION	SURFACE - CITY
OPERATING DISTRICT(S)	SOUTHERN
COUNTY(S) SERVED	PHILADELPHIA
VEHICLE SIZE	40'



8

Olney Transportation Center to Frankford Transportation Center



SEPTA

Serving Olney

SERVICE LEVELS (FREQUENCY IN MINUTES)

WEEKDAYS

AM PEAK	20
BASE	30
PM PEAK	20
EARLY EVENING	--
LATE NIGHT	--
OWL	--
TOTAL TRIPS	77

SATURDAYS

AM	--
BASE	--
PM	--
EARLY EVENING	--
LATE NIGHT	--
OWL	--
TOTAL TRIPS	--

SUNDAYS

AM	--
BASE	--
PM	--
EARLY EVENING	--
LATE NIGHT	--
OWL	--
TOTAL TRIPS	--

SERVICE SPAN 5:00A - 8:00P

NO SERVICE

NO SERVICE

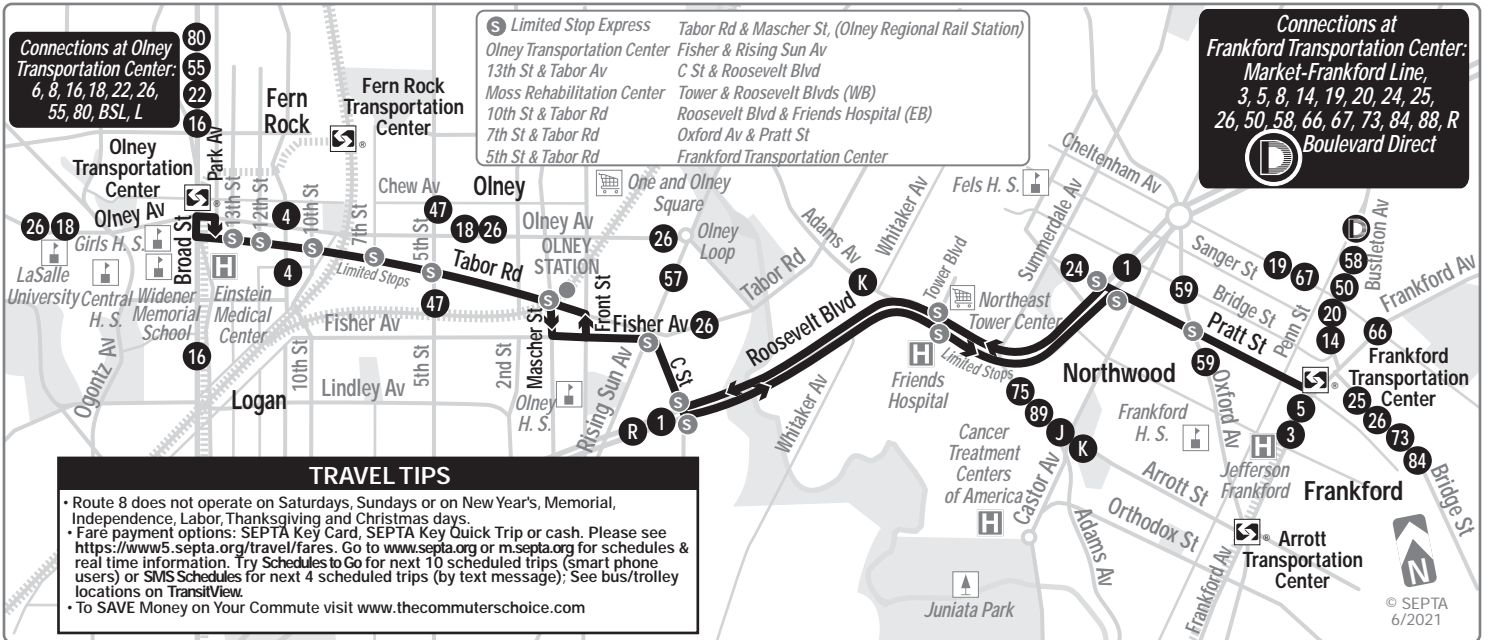
OPERATING STATISTICS

ONE WAY ROUTE MILES (AVG.)	5.0	<u>RANK</u>
DAILY AVERAGE (WK) RIDERSHIP	782	78TH
VEHICLE HOURS (ANNUAL)	9,477	
VEHICLE MILES (ANNUAL)	82,827	
PEAK VEHICLES	6	
FULLY ALLOCATED EXPENSES	\$2,363,780	
PASSENGER REVENUE	\$352,053	
OPERATING RATIO	15%	41ST
ON TIME % (SEASON)	91%	

CHARACTERISTICS

MODE
DIVISION
OPERATING DISTRICT(S)
COUNTY(S) SERVED
VEHICLE SIZE

BUS
SURFACE - CITY
FRANKFORD
PHILADELPHIA
40'



9

4th-Walnut to Andorra



SEPTA

Serving
Center City and
Roxborough

SERVICE LEVELS (FREQUENCY IN MINUTES)

WEEKDAYS

AM PEAK	12
BASE	20
PM PEAK	16
EARLY EVENING	35
LATE NIGHT	45
OWL	--
TOTAL TRIPS	125

SATURDAYS

AM	30
BASE	30
PM	30
EARLY EVENING	30
LATE NIGHT	50
OWL	--
TOTAL TRIPS	75

SUNDAYS

AM	60
BASE	60
PM	60
EARLY EVENING	60
LATE NIGHT	60
OWL	--
TOTAL TRIPS	38

SERVICE SPAN

5:00A - 2:00A

5:30A - 2:00A

6:00A - 12:30A

OPERATING STATISTICS

ONE WAY ROUTE MILES (AVG.)	12.0
DAILY AVERAGE (WK) RIDERSHIP	2,016
VEHICLE HOURS (ANNUAL)	42,211
VEHICLE MILES (ANNUAL)	493,019
PEAK VEHICLES	11
FULLY ALLOCATED EXPENSES	\$7,468,400
PASSENGER REVENUE	\$945,025
OPERATING RATIO	13%
ON TIME % (SEASON)	79%

RANK

52ND

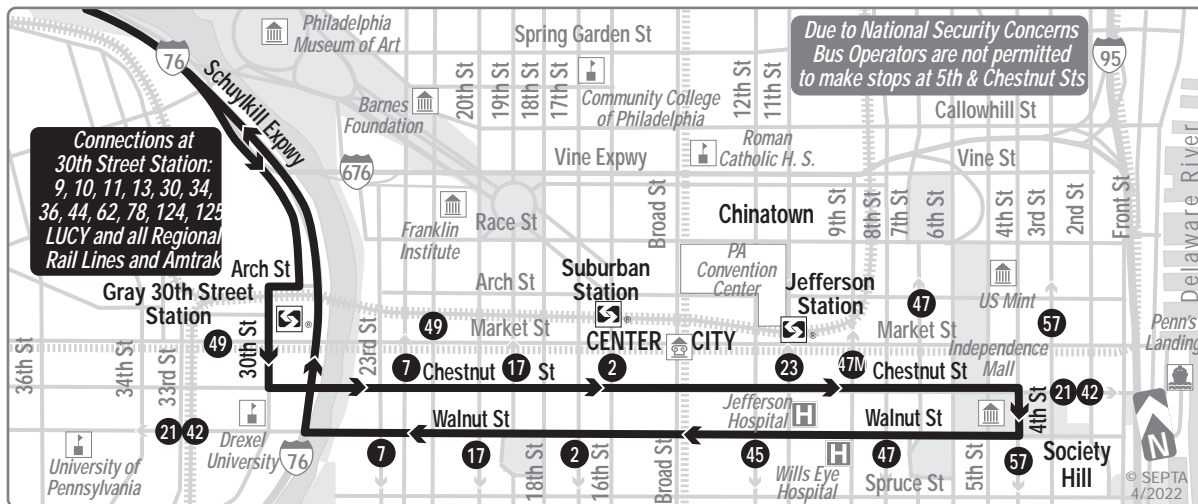
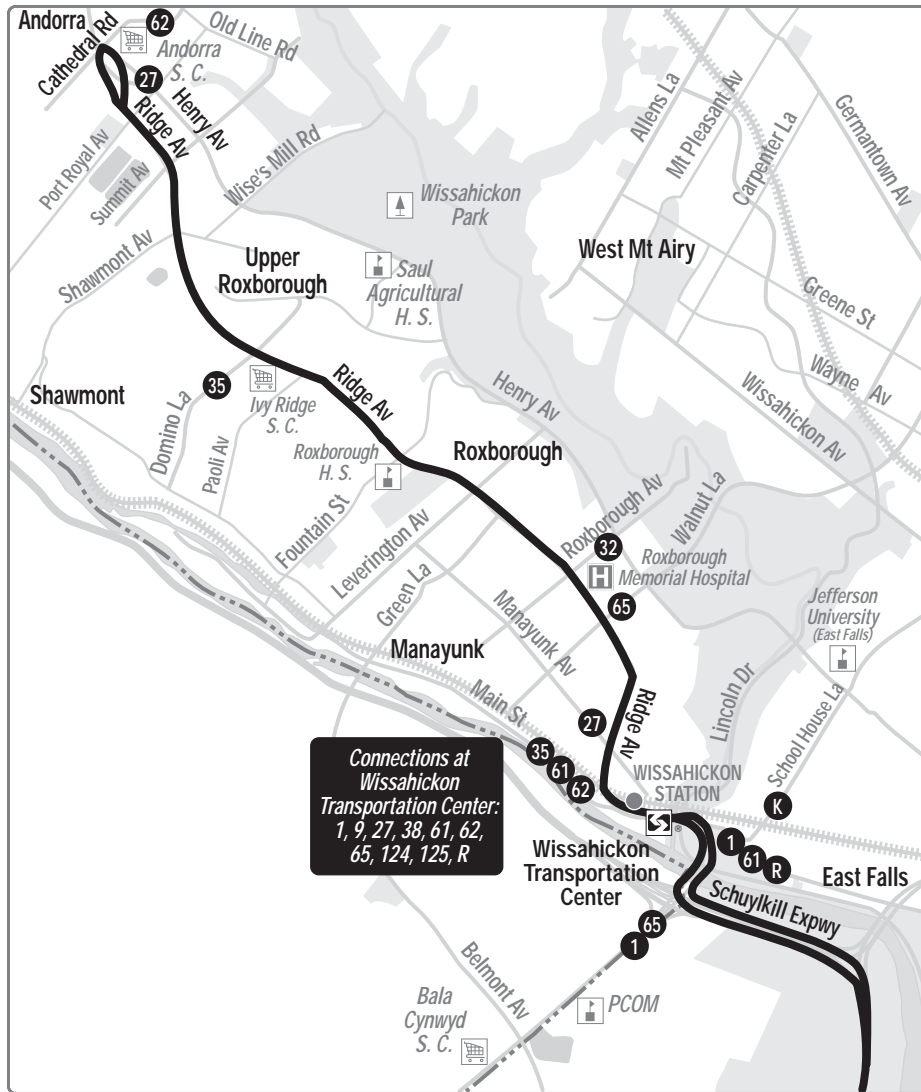
56TH

CHARACTERISTICS

MODE
DIVISION
OPERATING DISTRICT(S)
COUNTY(S) SERVED
VEHICLE SIZE

BUS
SURFACE - CITY
ALLEGHENY
PHILADELPHIA
40'

Route 9 will operate alternate route service in the event of adverse conditions on the Schuylkill Expressway. No transit stops are affected.



10

13th-Market to 63rd-Malvern



SEPTA

Serving
Center City
and Overbrook

SERVICE LEVELS (FREQUENCY IN MINUTES)

WEEKDAYS

AM PEAK	5
BASE	10
PM PEAK	5
EARLY EVENING	15
LATE NIGHT	30
OWL	35
TOTAL TRIPS	278

SATURDAYS

AM	20
BASE	15
PM	15
EARLY EVENING	20
LATE NIGHT	30
OWL	35
TOTAL TRIPS	151

SUNDAYS

AM	30
BASE	20
PM	20
EARLY EVENING	20
LATE NIGHT	30
OWL	35
TOTAL TRIPS	134

SERVICE SPAN 24 HOURS

24 HOURS

24 HOURS

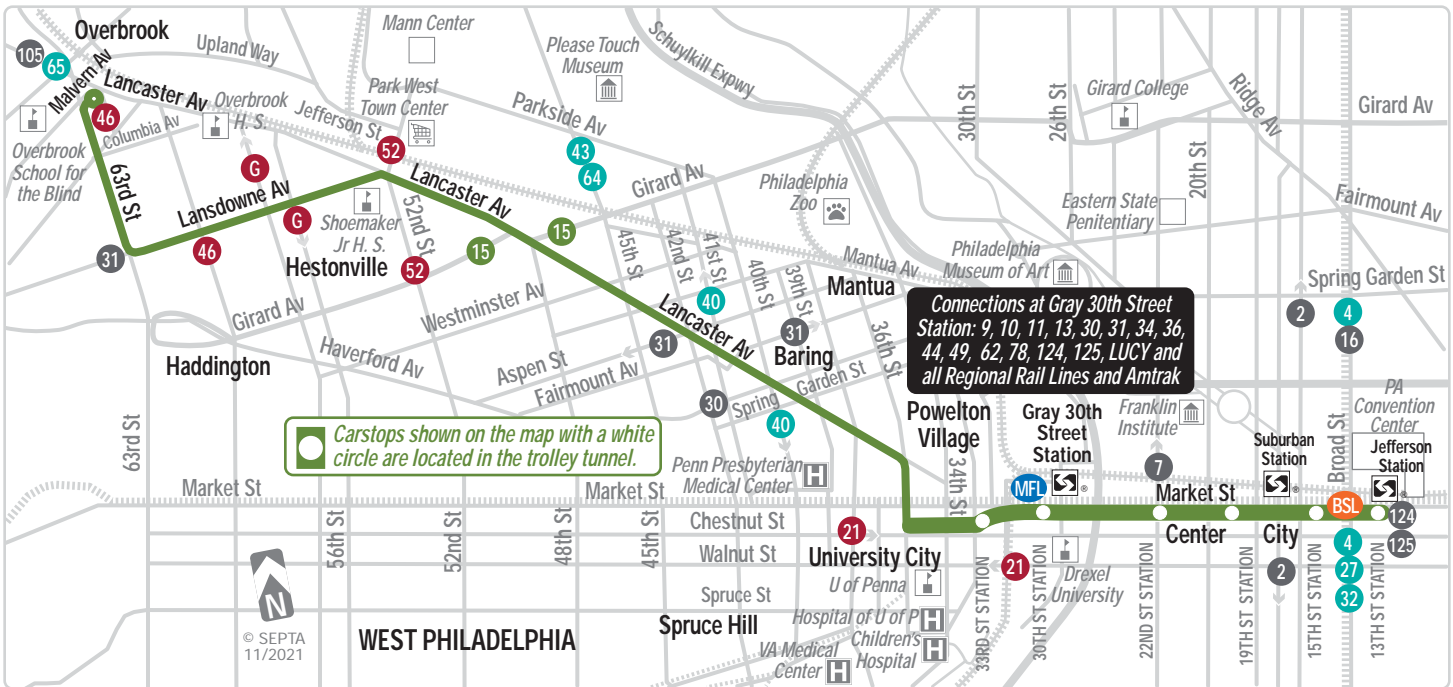
OPERATING STATISTICS

ONE WAY ROUTE MILES (AVG.)	5.9	<u>RANK</u>
DAILY AVERAGE (WK) RIDERSHIP	4,980	17TH
VEHICLE HOURS (ANNUAL)	48,069	
VEHICLE MILES (ANNUAL)	361,352	
PEAK VEHICLES	18	
FULLY ALLOCATED EXPENSES	\$19,036,859	
PASSENGER REVENUE	\$2,022,675	
OPERATING RATIO	11%	69TH
ON TIME % (SEASON)	70%	

CHARACTERISTICS

MODE
DIVISION
OPERATING DISTRICT(S)
COUNTY(S) SERVED
VEHICLE SIZE

TROLLEY
SURFACE - CITY
CALLOWHILL
PHILADELPHIA
50'



11

13th-Market to Darby Transportation Center



SEPTA

Serving Center City
and Southwest
Philadelphia

SERVICE LEVELS (FREQUENCY IN MINUTES)

WEEKDAYS

AM PEAK	7
BASE	10
PM PEAK	7
EARLY EVENING	15
LATE NIGHT	30
OWL	--
TOTAL TRIPS	218

SATURDAYS

AM	20
BASE	12
PM	15
EARLY EVENING	20
LATE NIGHT	30
OWL	--
TOTAL TRIPS	144

SUNDAYS

AM	30
BASE	20
PM	20
EARLY EVENING	20
LATE NIGHT	30
OWL	--
TOTAL TRIPS	108

SERVICE SPAN 4:30A - 2:00A

4:30A - 2:00A

4:30A - 2:00A

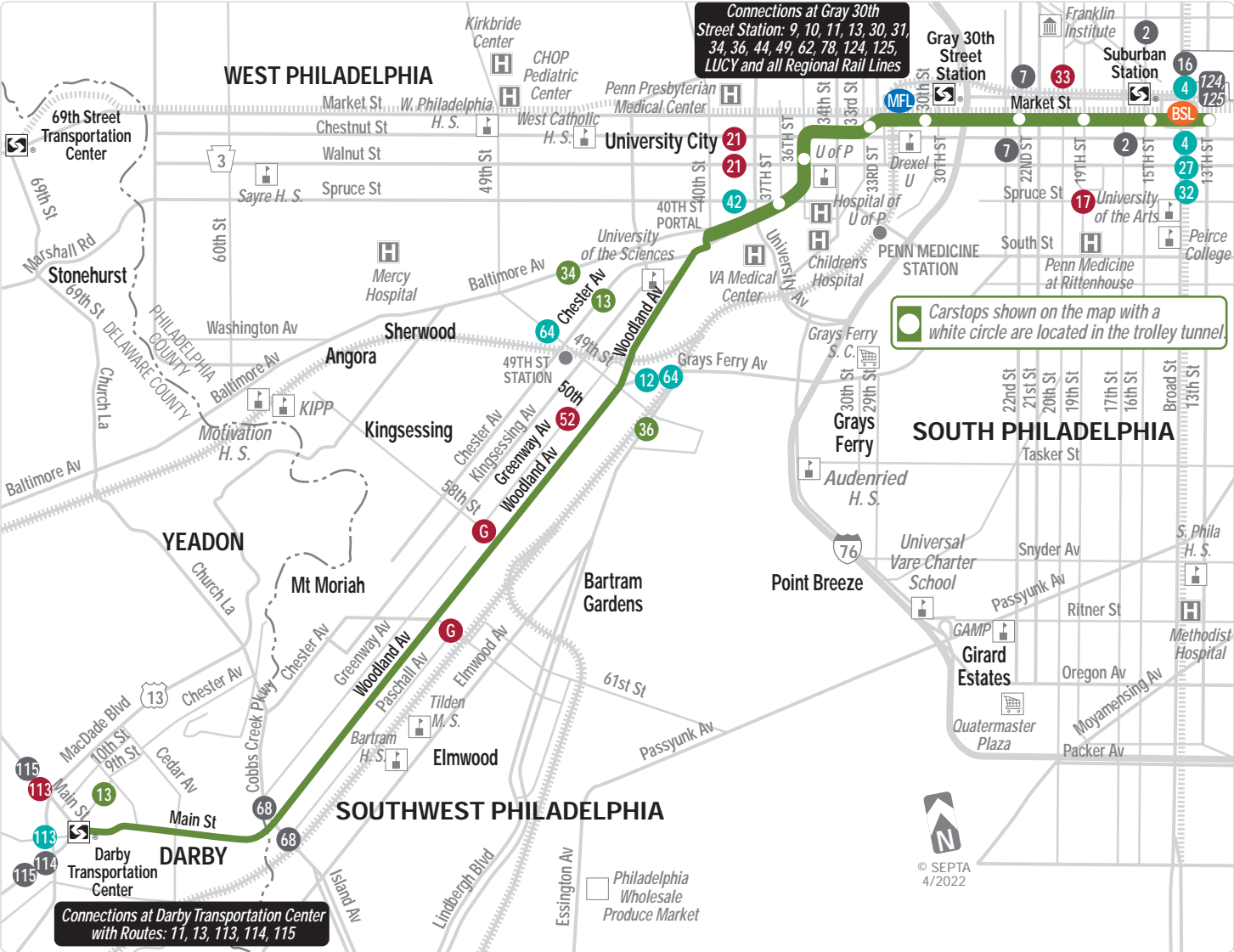
OPERATING STATISTICS

ONE WAY ROUTE MILES (AVG.)	7.0	<u>RANK</u>
DAILY AVERAGE (WK) RIDERSHIP	6,432	8TH
VEHICLE HOURS (ANNUAL)	36,569	
VEHICLE MILES (ANNUAL)	306,812	
PEAK VEHICLES	14	
FULLY ALLOCATED EXPENSES	\$15,342,316	
PASSENGER REVENUE	\$2,612,369	
OPERATING RATIO	17%	33RD
ON TIME % (SEASON)	69%	

CHARACTERISTICS

MODE
DIVISION
OPERATING DISTRICT(S)
COUNTY(S) SERVED
VEHICLE SIZE

TROLLEY
SURFACE - CITY
ELMWOOD
PHILADELPHIA, DELAWARE
50'



12

Columbus-Dock to 50th-Woodland



SEPTA

Serving
Society Hill
and Kingessing

SERVICE LEVELS (FREQUENCY IN MINUTES)

WEEKDAYS

AM PEAK	15
BASE	20
PM PEAK	15
EARLY EVENING	30
LATE NIGHT	30
OWL	--
TOTAL TRIPS	122

SATURDAYS

AM	30
BASE	20
PM	20
EARLY EVENING	40
LATE NIGHT	60
OWL	--
TOTAL TRIPS	82

SUNDAYS

AM	30
BASE	30
PM	30
EARLY EVENING	40
LATE NIGHT	60
OWL	--
TOTAL TRIPS	64

SERVICE SPAN

5:00A - 1:30A

6:00A - 1:30A

6:00A - 1:30A

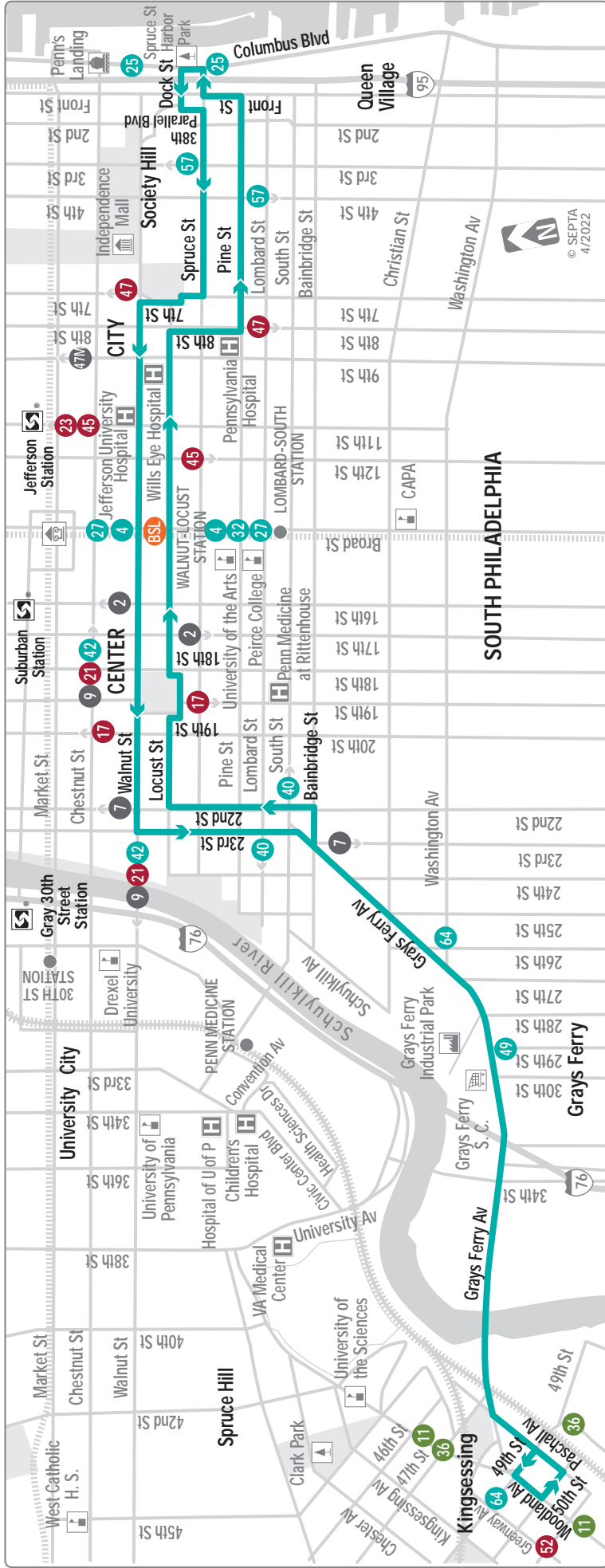
OPERATING STATISTICS

ONE WAY ROUTE MILES (AVG.)	4.8	<u>RANK</u>
DAILY AVERAGE (WK) RIDERSHIP	1,151	68TH
VEHICLE HOURS (ANNUAL)	30,792	
VEHICLE MILES (ANNUAL)	260,001	
PEAK VEHICLES	6	
FULLY ALLOCATED EXPENSES	\$4,391,040	
PASSENGER REVENUE	\$547,939	
OPERATING RATIO	13%	57TH
ON TIME % (SEASON)	84%	

CHARACTERISTICS

MODE
DIVISION
OPERATING DISTRICT(S)
COUNTY(S) SERVED
VEHICLE SIZE

BUS
SURFACE - CITY
SOUTHERN
PHILADELPHIA
40'



13

13th-Market to Yeadon and Darby Transportation Center



SEPTA

Serving Center
City and Southwest
Philadelphia

SERVICE LEVELS (FREQUENCY IN MINUTES)

WEEKDAYS

AM PEAK	5
BASE	10
PM PEAK	5
EARLY EVENING	15
LATE NIGHT	30
OWL	35
TOTAL TRIPS	267

SATURDAYS

AM	20
BASE	12
PM	15
EARLY EVENING	20
LATE NIGHT	30
OWL	35
TOTAL TRIPS	156

SUNDAYS

AM	30
BASE	20
PM	20
EARLY EVENING	20
LATE NIGHT	30
OWL	35
TOTAL TRIPS	116

SERVICE SPAN 24 HOURS

24 HOURS

24 HOURS

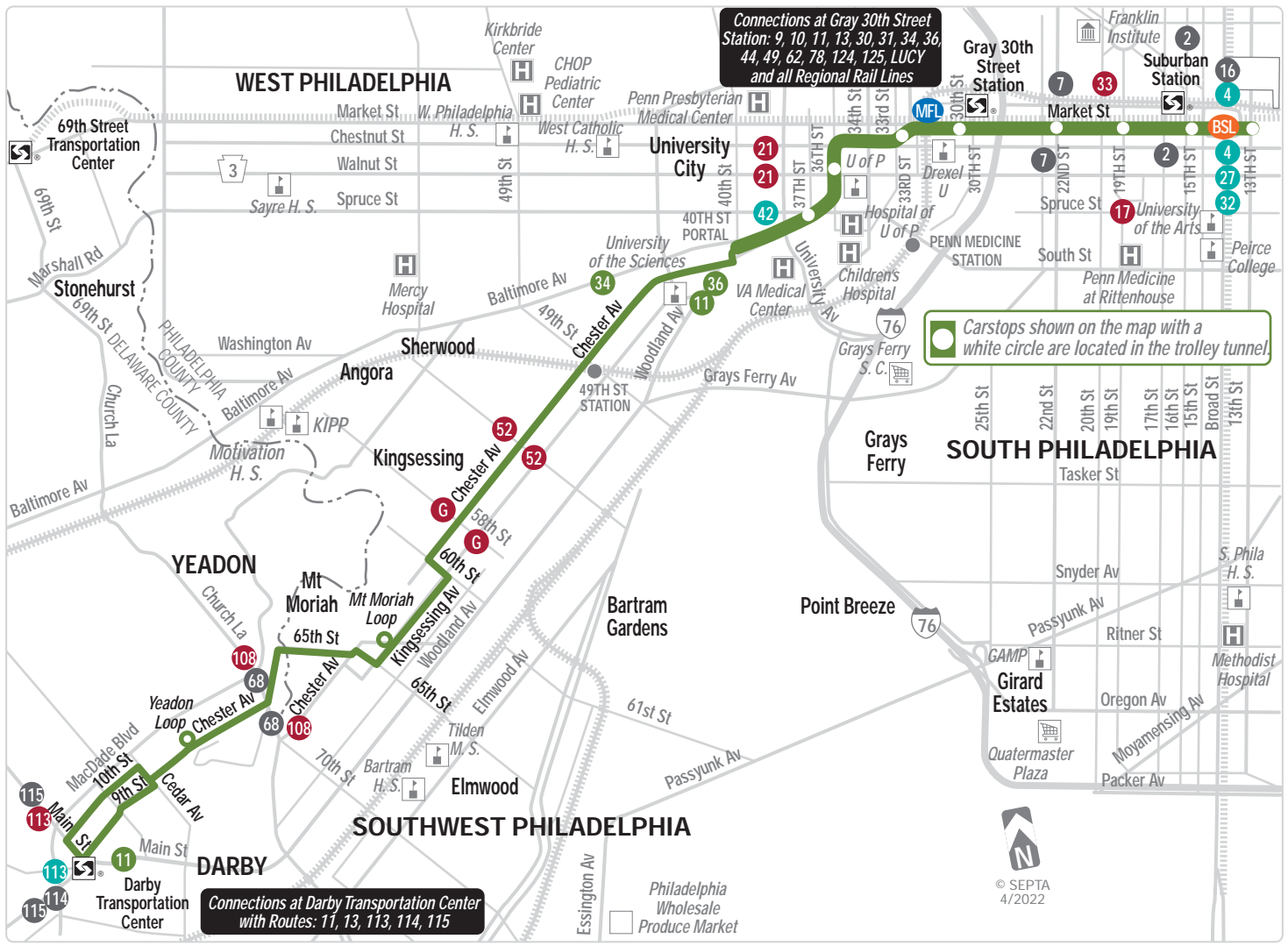
OPERATING STATISTICS

ONE WAY ROUTE MILES (AVG.)	7.0	<u>RANK</u>
DAILY AVERAGE (WK) RIDERSHIP	6,336	10TH
VEHICLE HOURS (ANNUAL)	54,691	
VEHICLE MILES (ANNUAL)	458,860	
PEAK VEHICLES	15	
FULLY ALLOCATED EXPENSES	\$19,145,222	
PASSENGER REVENUE	\$2,572,384	
OPERATING RATIO	13%	51ST
ON TIME % (SEASON)	76%	

CHARACTERISTICS

MODE
DIVISION
OPERATING DISTRICT(S)
COUNTY(S) SERVED
VEHICLE SIZE

TROLLEY
SURFACE - CITY
ELMWOOD
PHILADELPHIA, DELAWARE
50'



14

Oxford Valley and Neshaminy Malls to Frankford Transportation Center



SEPTA

Serving Northeast Philadelphia

SERVICE LEVELS (FREQUENCY IN MINUTES)

WEEKDAYS

AM PEAK	9
BASE	15
PM PEAK	12
EARLY EVENING	25
LATE NIGHT	30
OWL	60
TOTAL TRIPS	185

SATURDAYS

AM	15
BASE	15
PM	20
EARLY EVENING	20
LATE NIGHT	30
OWL	60
TOTAL TRIPS	147

SUNDAYS

AM	25
BASE	20
PM	20
EARLY EVENING	30
LATE NIGHT	40
OWL	60
TOTAL TRIPS	115

SERVICE SPAN 24 HOURS

24 HOURS

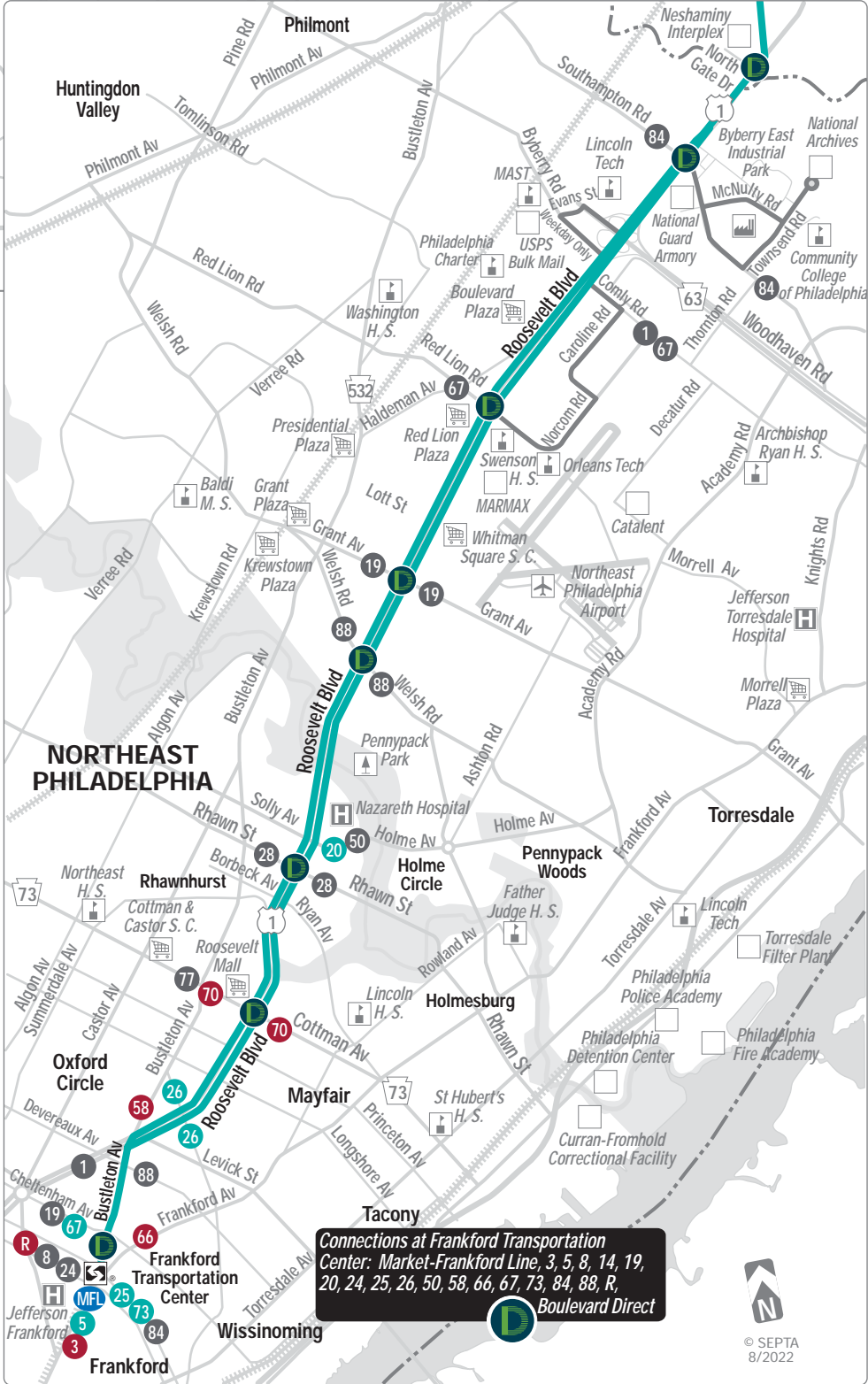
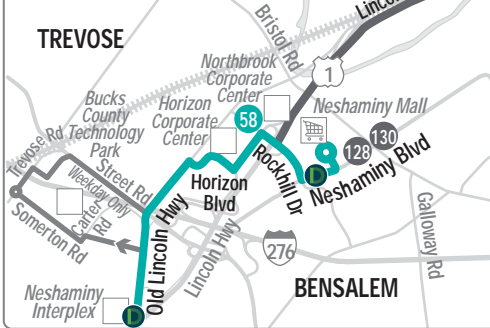
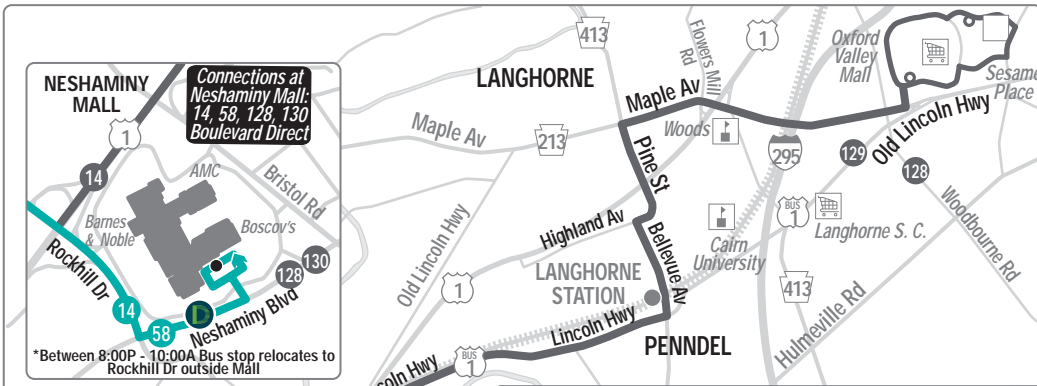
24 HOURS

OPERATING STATISTICS

ONE WAY ROUTE MILES (AVG.)	19.2	<u>RANK</u>
DAILY AVERAGE (WK) RIDERSHIP	3,105	34TH
VEHICLE HOURS (ANNUAL)	67,155	
VEHICLE MILES (ANNUAL)	856,904	
PEAK VEHICLES	15	
FULLY ALLOCATED EXPENSES	\$11,606,602	
PASSENGER REVENUE	\$1,485,619	
OPERATING RATIO	13%	55TH
ON TIME % (SEASON)	79%	

CHARACTERISTICS

MODE	BUS
DIVISION	SURFACE - CITY
OPERATING DISTRICT(S)	COMLY
COUNTY(S) SERVED	PHILADELPHIA, BUCKS
VEHICLE SIZE	60'



15

63rd-Girard to Richmond- Westmoreland



SEPTA

Serving Haddington
and Port Richmond

SERVICE LEVELS (FREQUENCY IN MINUTES)

WEEKDAYS

AM PEAK	8
BASE	15
PM PEAK	9
EARLY EVENING	15
LATE NIGHT	30
OWL	30
TOTAL TRIPS	210

SATURDAYS

AM	20
BASE	15
PM	15
EARLY EVENING	20
LATE NIGHT	30
OWL	30
TOTAL TRIPS	148

SUNDAYS

AM	20
BASE	15
PM	15
EARLY EVENING	25
LATE NIGHT	30
OWL	30
TOTAL TRIPS	146

SERVICE
SPAN

24 HOURS

24 HOURS

24 HOURS

OPERATING STATISTICS

ONE WAY ROUTE MILES (AVG.)	9.4	<u>RANK</u>
DAILY AVERAGE (WK) RIDERSHIP	5,903	12TH
VEHICLE HOURS (ANNUAL)	77,460	
VEHICLE MILES (ANNUAL)	711,216	
PEAK VEHICLES	16	
FULLY ALLOCATED EXPENSES	\$11,983,493	
PASSENGER REVENUE	\$2,277,603	
OPERATING RATIO	19%	22ND
ON TIME % (SEASON)	66%	

CHARACTERISTICS

MODE
DIVISION
OPERATING DISTRICT(S)
COUNTY(S) SERVED
VEHICLE SIZE

TROLLEY
SURFACE - CITY
CALLOWHILL
PHILADELPHIA
46'6"

When boarding at these carstops, please use care and look for this center island boarding location symbol. In the event of a service substitution, buses will stop at the center island carstops.



16

City Hall to Cheltenham- Ogontz



SEPTA

Serving Olney,
North Philadelphia
and Center City

SERVICE LEVELS (FREQUENCY IN MINUTES)

WEEKDAYS

AM PEAK	15
BASE	24
PM PEAK	15
EARLY EVENING	40
LATE NIGHT	40
OWL	--
TOTAL TRIPS	107

SATURDAYS

AM	30
BASE	22
PM	22
EARLY EVENING	30
LATE NIGHT	40
OWL	--
TOTAL TRIPS	118

SUNDAYS

AM	30
BASE	30
PM	30
EARLY EVENING	30
LATE NIGHT	40
OWL	--
TOTAL TRIPS	76

SERVICE SPAN

4:30A - 2:30A

5:30A - 2:00A

5:30A - 2:00A

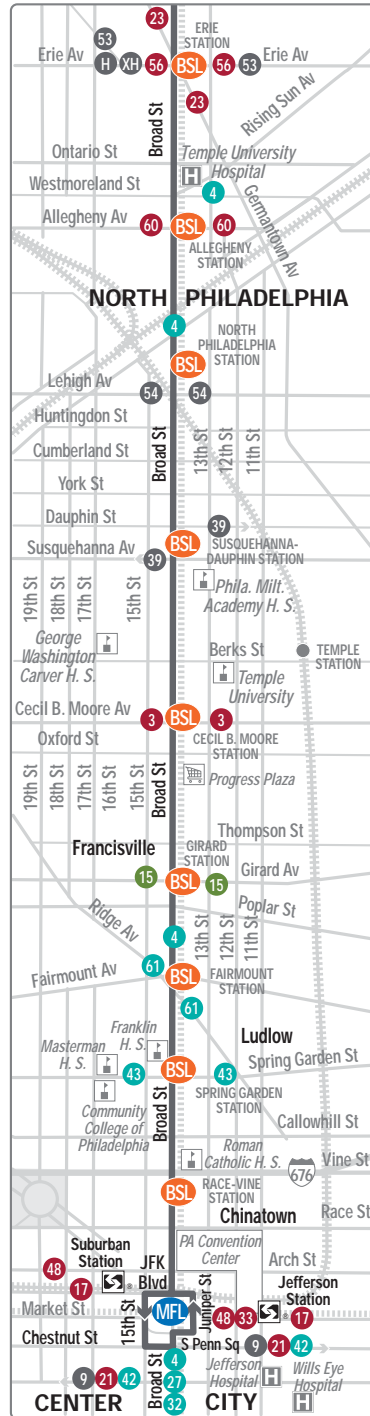
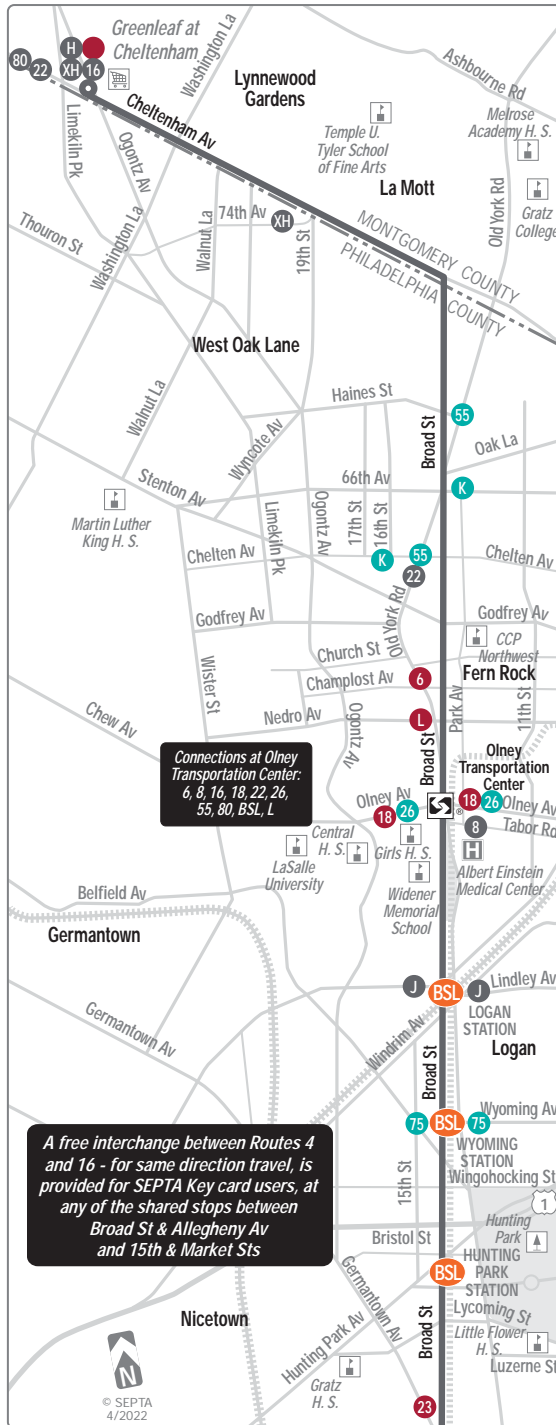
OPERATING STATISTICS

ONE WAY ROUTE MILES (AVG.)	9.5	<u>RANK</u>
DAILY AVERAGE (WK) RIDERSHIP	3,530	30TH
VEHICLE HOURS (ANNUAL)	47,076	
VEHICLE MILES (ANNUAL)	363,901	
PEAK VEHICLES	9	
FULLY ALLOCATED EXPENSES	\$6,845,576	
PASSENGER REVENUE	\$1,155,385	
OPERATING RATIO	17%	34TH
ON TIME % (SEASON)	75%	

CHARACTERISTICS

MODE
DIVISION
OPERATING DISTRICT(S)
COUNTY(S) SERVED
VEHICLE SIZE

BUS
SURFACE - CITY
MIDVALE
PHILADELPHIA, MONTGOMERY
40'



17

Penn's Landing to 20th- Johnston and Broad-Pattison



Serving Center
City and South
Philadelphia;
The Navy Yard
on Weekends

SERVICE LEVELS (FREQUENCY IN MINUTES)

WEEKDAYS

AM PEAK	6
BASE	12
PM PEAK	7
EARLY EVENING	15
LATE NIGHT	30
OWL	30
TOTAL TRIPS	209

SATURDAYS

AM	15
BASE	12
PM	12
EARLY EVENING	20
LATE NIGHT	30
OWL	30
TOTAL TRIPS	174

SUNDAYS

AM	25
BASE	15
PM	15
EARLY EVENING	25
LATE NIGHT	30
OWL	30
TOTAL TRIPS	134

SERVICE SPAN 24 HOURS

24 HOURS

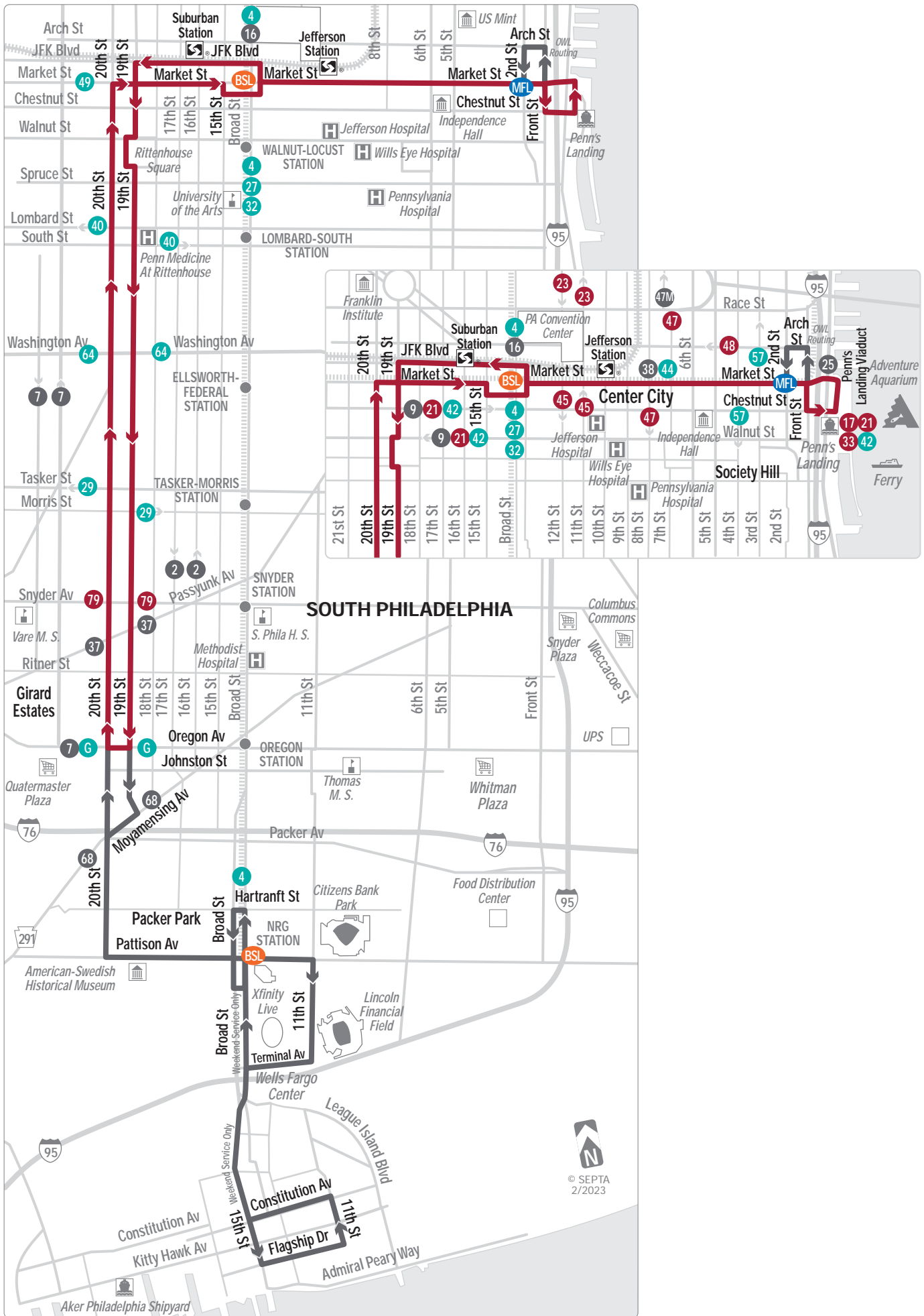
24 HOURS

OPERATING STATISTICS

ONE WAY ROUTE MILES (AVG.)	6.1	<u>RANK</u>
DAILY AVERAGE (WK) RIDERSHIP	4,332	21ST
VEHICLE HOURS (ANNUAL)	56,794	
VEHICLE MILES (ANNUAL)	383,359	
PEAK VEHICLES	13	
FULLY ALLOCATED EXPENSES	\$8,520,422	
PASSENGER REVENUE	\$2,052,390	
OPERATING RATIO	24%	4TH
ON TIME % (SEASON)	79%	

CHARACTERISTICS

MODE	BUS
DIVISION	SURFACE - CITY
OPERATING DISTRICT(S)	SOUTHERN
COUNTY(S) SERVED	PHILADELPHIA
VEHICLE SIZE	60'



18

Fox Chase to Cedarbrook Plaza



SEPTA

Serving
Lawndale and
East Mount Airy

SERVICE LEVELS (FREQUENCY IN MINUTES)

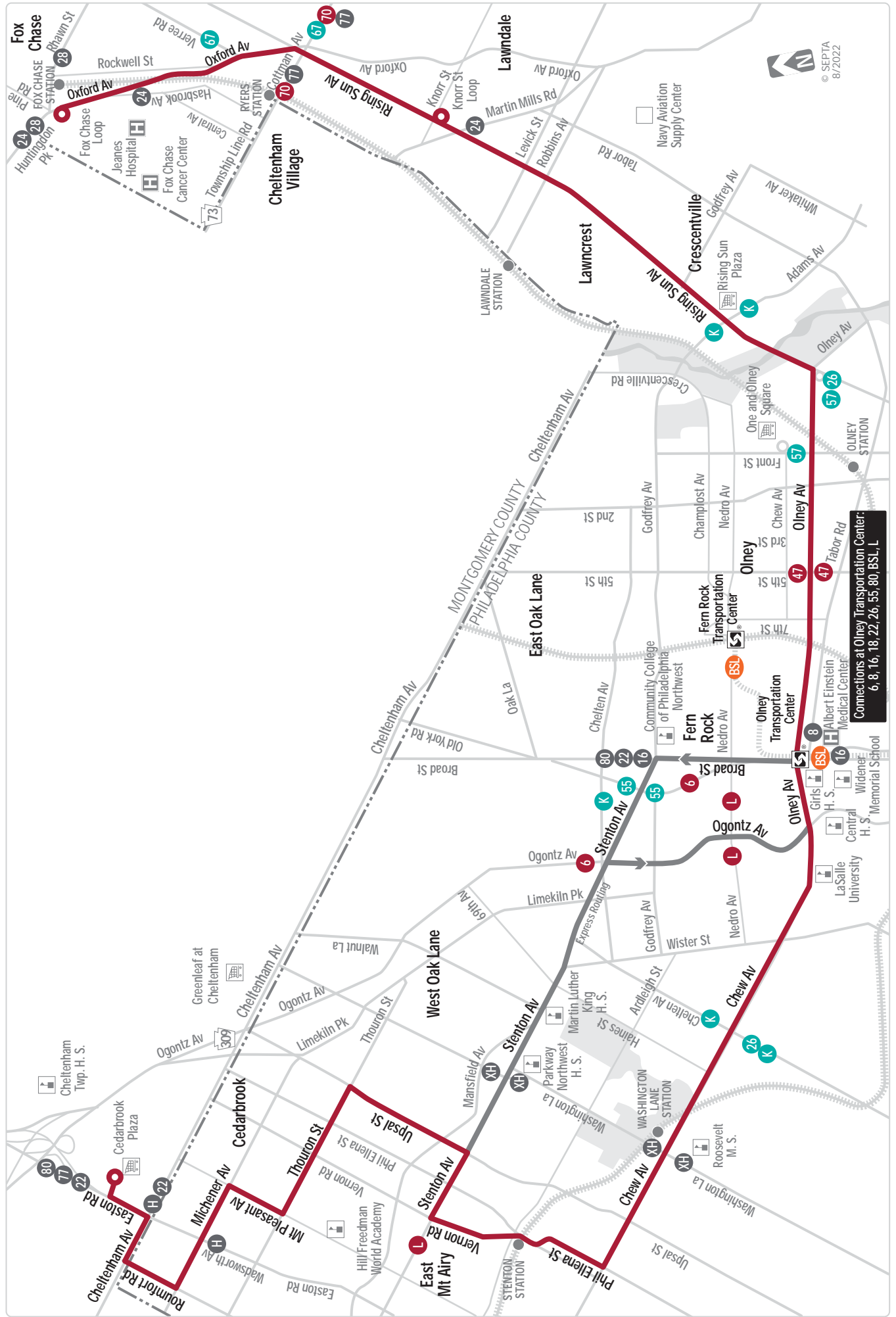
<u>WEEKDAYS</u>	<u>EXP</u>	<u>SATURDAYS</u>	<u>SUNDAYS</u>			
AM PEAK	6	12	AM	15	AM	30
BASE	15	--	BASE	15	BASE	20
PM PEAK	7	8	PM	15	PM	20
EARLY EVENING	15	--	EARLY EVENING	20	EARLY EVENING	20
LATE NIGHT	25	--	LATE NIGHT	25	LATE NIGHT	25
OWL	--	--	OWL	--	OWL	--
TOTAL TRIPS		232	TOTAL TRIPS	152	TOTAL TRIPS	116
SERVICE SPAN	3:00A - 2:30A		3:00A - 2:00A		3:00A - 2:00A	

OPERATING STATISTICS

		<u>RANK</u>
ONE WAY ROUTE MILES (AVG.)	11.4	
DAILY AVERAGE (WK) RIDERSHIP	7,059	6TH
VEHICLE HOURS (ANNUAL)	103,569	
VEHICLE MILES (ANNUAL)	1,021,187	
PEAK VEHICLES	21	
FULLY ALLOCATED EXPENSES	\$16,215,025	
PASSENGER REVENUE	\$3,216,443	
OPERATING RATIO	20%	20TH
ON TIME % (SEASON)	79%	

CHARACTERISTICS

MODE	BUS
DIVISION	SURFACE - CITY
OPERATING DISTRICT(S)	MIDVALE
COUNTY(S) SERVED	PHILADELPHIA, MONTGOMERY 60'
VEHICLE SIZE	



Connections at Olney Transportation Center:
6, 8, 16, 18, 22, 26, 55, 80, BSL, L

19

Torresdale Station to Frankford Transportation Center



 SEPTA

Serving
Northeast
Philadelphia

SERVICE LEVELS (FREQUENCY IN MINUTES)

WEEKDAYS

AM PEAK	25
BASE	50
PM PEAK	30
EARLY EVENING	--
LATE NIGHT	--
OWL	--
TOTAL TRIPS	49

SATURDAYS

AM	60
BASE	60
PM	60
EARLY EVENING	--
LATE NIGHT	--
OWL	--
TOTAL TRIPS	24

SUNDAYS

AM	--
BASE	--
PM	--
EARLY EVENING	--
LATE NIGHT	--
OWL	--
TOTAL TRIPS	--

SERVICE SPAN 5:00A - 8:00P

7:30A - 8:00P

NO SERVICE

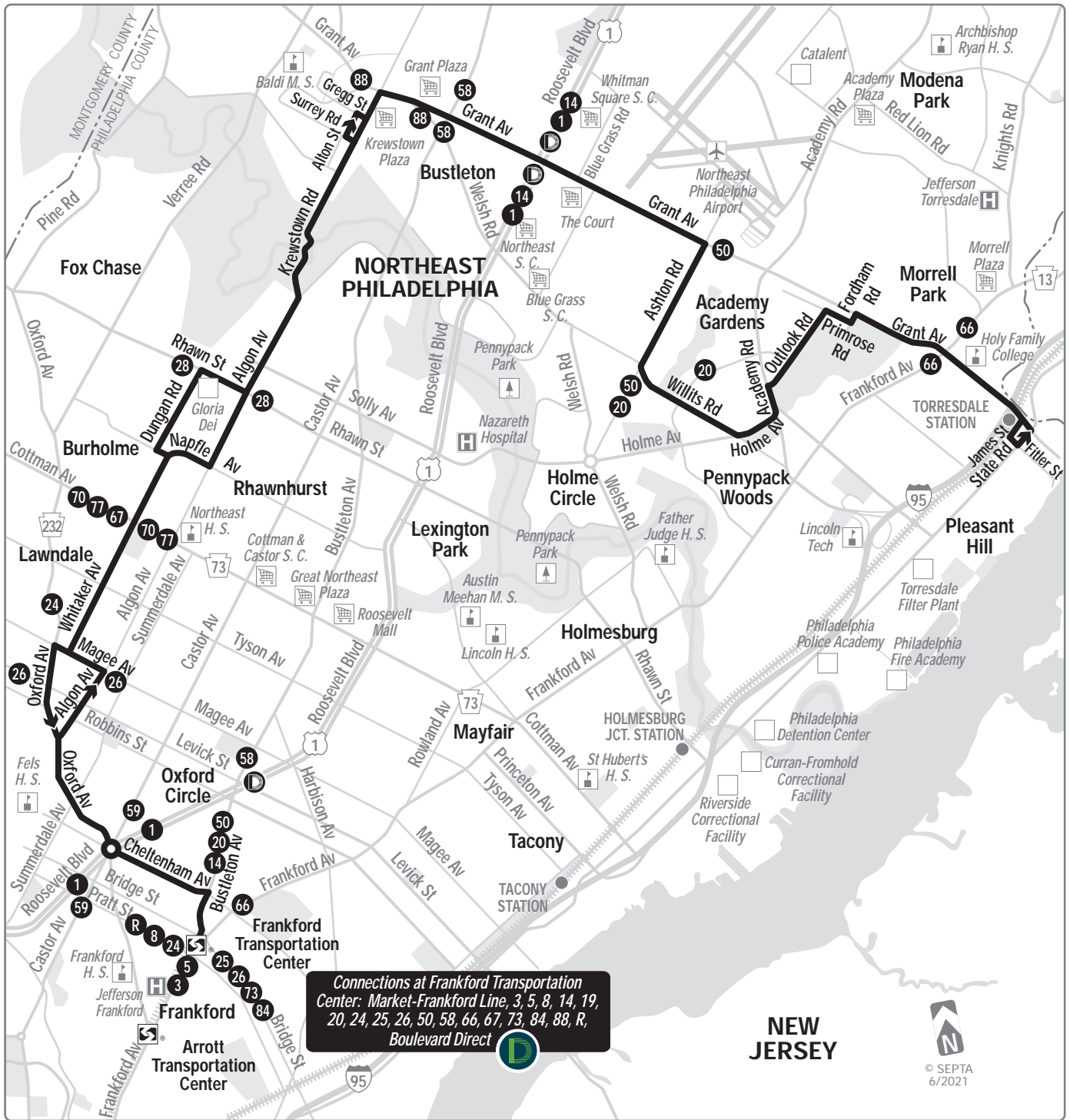
OPERATING STATISTICS

ONE WAY ROUTE MILES (AVG.)	12.4	<u>RANK</u>
DAILY AVERAGE (WK) RIDERSHIP	534	82ND
VEHICLE HOURS (ANNUAL)	14,281	
VEHICLE MILES (ANNUAL)	171,082	
PEAK VEHICLES	5	
FULLY ALLOCATED EXPENSES	\$2,833,065	
PASSENGER REVENUE	\$264,325	
OPERATING RATIO	9%	77TH
ON TIME % (SEASON)	86%	

CHARACTERISTICS

MODE
DIVISION
OPERATING DISTRICT(S)
COUNTY(S) SERVED
VEHICLE SIZE

BUS
SURFACE - CITY
COMLY, FRANKFORD
PHILADELPHIA
40'



20

Philadelphia Mills to Frankford Transportation Center



SEPTA

Serving Northeast Philadelphia; Parx Casino Evenings

SERVICE LEVELS (FREQUENCY IN MINUTES)

<u>WEEKDAYS</u>		<u>EXP</u>	<u>SATURDAYS</u>		<u>SUNDAYS</u>	
AM PEAK	12	24	AM	25	AM	30
BASE	15	--	BASE	15	BASE	20
PM PEAK	12	24	PM	20	PM	20
EARLY EVENING	25	--	EARLY EVENING	25	EARLY EVENING	30
LATE NIGHT	40	--	LATE NIGHT	40	LATE NIGHT	40
OWL	60	--	OWL	60	OWL	60
TOTAL TRIPS		156	TOTAL TRIPS	119	TOTAL TRIPS	102
SERVICE SPAN	24 HOURS		24 HOURS		24 HOURS	

OPERATING STATISTICS

		<u>RANK</u>
ONE WAY ROUTE MILES (AVG.)	11.6	
DAILY AVERAGE (WK) RIDERSHIP	2,049	51ST
VEHICLE HOURS (ANNUAL)	53,721	
VEHICLE MILES (ANNUAL)	689,775	
PEAK VEHICLES	12	
FULLY ALLOCATED EXPENSES	\$9,302,390	
PASSENGER REVENUE	\$1,022,833	
OPERATING RATIO	11%	67TH
ON TIME % (SEASON)	84%	

CHARACTERISTICS

MODE	BUS
DIVISION	SURFACE - CITY
OPERATING DISTRICT(S)	COMLY
COUNTY(S) SERVED	PHILADELPHIA, BUCKS
VEHICLE SIZE	40'

21

Penn's Landing to 69th Street Transportation Center



SEPTA

Serving Center City and West Philadelphia

SERVICE LEVELS (FREQUENCY IN MINUTES)

WEEKDAYS

AM PEAK	9
BASE	11
PM PEAK	9
EARLY EVENING	15
LATE NIGHT	35
OWL	--
TOTAL TRIPS	202

SATURDAYS

AM	20
BASE	12
PM	15
EARLY EVENING	25
LATE NIGHT	35
OWL	--
TOTAL TRIPS	136

SUNDAYS

AM	20
BASE	16
PM	16
EARLY EVENING	25
LATE NIGHT	35
OWL	--
TOTAL TRIPS	120

SERVICE SPAN 5:00A - 3:00A

6:00A - 3:00A

6:00A - 3:00A

OPERATING STATISTICS

ONE WAY ROUTE MILES (AVG.)	6.8	RANK
DAILY AVERAGE (WK) RIDERSHIP	5,109	17TH
VEHICLE HOURS (ANNUAL)	87,987	
VEHICLE MILES (ANNUAL)	640,547	
PEAK VEHICLES	13	
FULLY ALLOCATED EXPENSES	\$11,771,733	
PASSENGER REVENUE	\$2,761,788	
OPERATING RATIO	24%	7TH
ON TIME % (SEASON)	77%	

CHARACTERISTICS

MODE	BUS
DIVISION	SURFACE- CITY
OPERATING DISTRICT(S)	CALLOWHILL
COUNTY(S) SERVED	PHILADELPHIA, DELAWARE
VEHICLE SIZE	40'

22

Warminster and Willow Grove to Olney Transportation Center



SEPTA
Serving Glenside

SERVICE LEVELS (FREQUENCY IN MINUTES)

WEEKDAYS

AM PEAK	15
BASE	25
PM PEAK	20
EARLY EVENING	35
LATE NIGHT	60
OWL	--
TOTAL TRIPS	103

SATURDAYS

AM	30
BASE	30
PM	30
EARLY EVENING	60
LATE NIGHT	60
OWL	--
TOTAL TRIPS	69

SUNDAYS

AM	75
BASE	40
PM	40
EARLY EVENING	60
LATE NIGHT	70
OWL	--
TOTAL TRIPS	48

SERVICE SPAN

4:30A - 1:30A

4:30A - 1:30A

4:30A - 1:30A

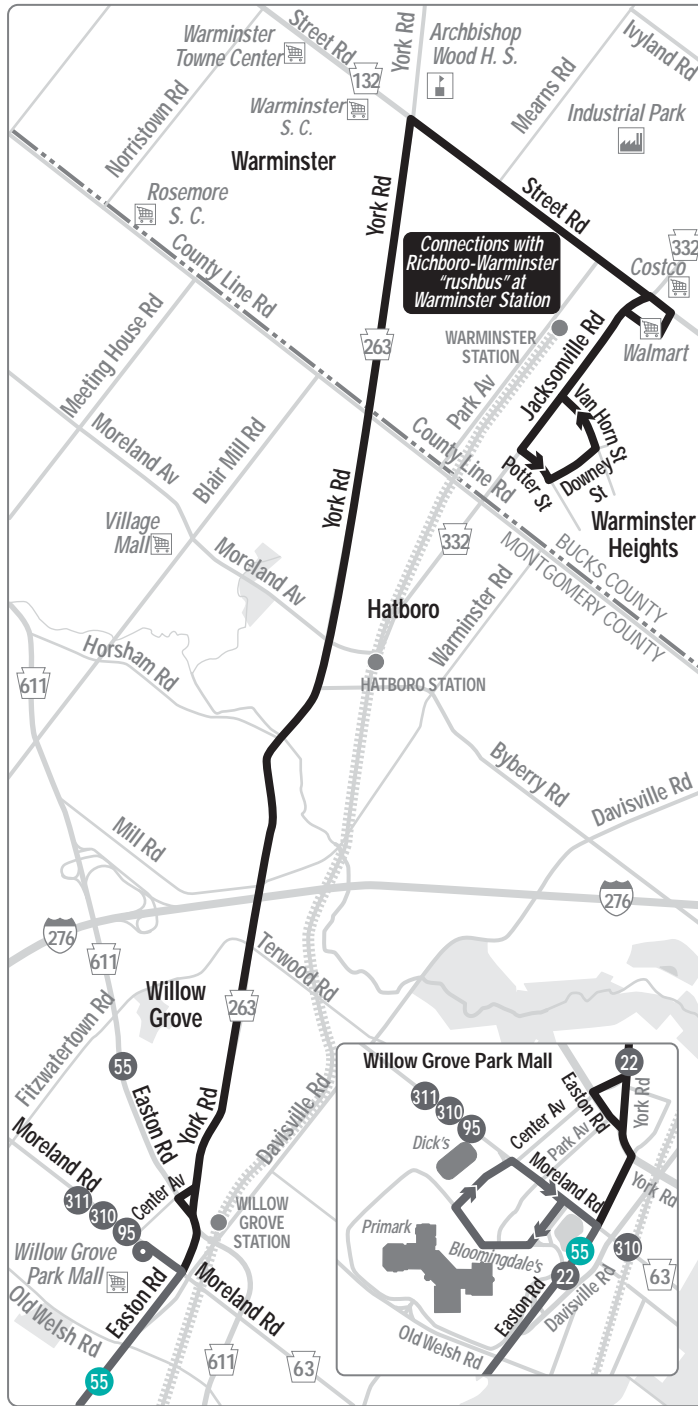
OPERATING STATISTICS

ONE WAY ROUTE MILES (AVG.)	18.3	<u>RANK</u>
DAILY AVERAGE (WK) RIDERSHIP	2,167	49TH
VEHICLE HOURS (ANNUAL)	40,958	
VEHICLE MILES (ANNUAL)	486,168	
PEAK VEHICLES	9	
FULLY ALLOCATED EXPENSES	\$6,899,330	
PASSENGER REVENUE	\$934,956	
OPERATING RATIO	14%	47TH
ON TIME % (SEASON)	80%	

CHARACTERISTICS

MODE
DIVISION
OPERATING DISTRICT(S)
COUNTY(S) SERVED
VEHICLE SIZE

BUS
SURFACE - CITY
MIDVALE
PHILADELPHIA, BUCKS, MONTGOMERY
40'



23

Center City to Chestnut Hill



SEPTA

Serving
North Philadelphia
and Chinatown

SERVICE LEVELS (FREQUENCY IN MINUTES)

WEEKDAYS

AM PEAK	7
BASE	10
PM PEAK	7
EARLY EVENING	15
LATE NIGHT	30
OWL	40
TOTAL TRIPS	240

SATURDAYS

AM	15
BASE	14
PM	15
EARLY EVENING	20
LATE NIGHT	30
OWL	40
TOTAL TRIPS	165

SUNDAYS

AM	20
BASE	20
PM	20
EARLY EVENING	20
LATE NIGHT	30
OWL	40
TOTAL TRIPS	133

SERVICE SPAN 24 HOURS

24 HOURS

24 HOURS

OPERATING STATISTICS

ONE WAY ROUTE MILES (AVG.)	10.7	RANK
DAILY AVERAGE (WK) RIDERSHIP	8,075	4TH
VEHICLE HOURS (ANNUAL)	109,054	
VEHICLE MILES (ANNUAL)	942,230	
PEAK VEHICLES	21	
FULLY ALLOCATED EXPENSES	\$16,289,579	
PASSENGER REVENUE	\$3,094,617	
OPERATING RATIO	19%	23RD
ON TIME % (SEASON)	76%	

CHARACTERISTICS

MODE	BUS
DIVISION	SURFACE - CITY
OPERATING DISTRICT(S)	MIDVALE
COUNTY(S) SERVED	PHILADELPHIA
VEHICLE SIZE	40'



A free interchange between Routes 23 and 45 - for same direction travel, is provided for SEPTA Key card users, at any of the shared stops between Walnut St and Callowhill St

24

Southampton and Rockledge to Frankford Transportation Center



SEPTA

Serving
Bethayres
and Fox Chase

SERVICE LEVELS (FREQUENCY IN MINUTES)

WEEKDAYS

AM PEAK	20
BASE	30
PM PEAK	20
EARLY EVENING	50
LATE NIGHT	60
OWL	--
TOTAL TRIPS	84

SATURDAYS

AM	30
BASE	30
PM	35
EARLY EVENING	60
LATE NIGHT	60
OWL	--
TOTAL TRIPS	66

SUNDAYS

AM	30
BASE	30
PM	35
EARLY EVENING	60
LATE NIGHT	60
OWL	--
TOTAL TRIPS	64

SERVICE SPAN

5:00A - 2:30A

5:30A - 2:00A

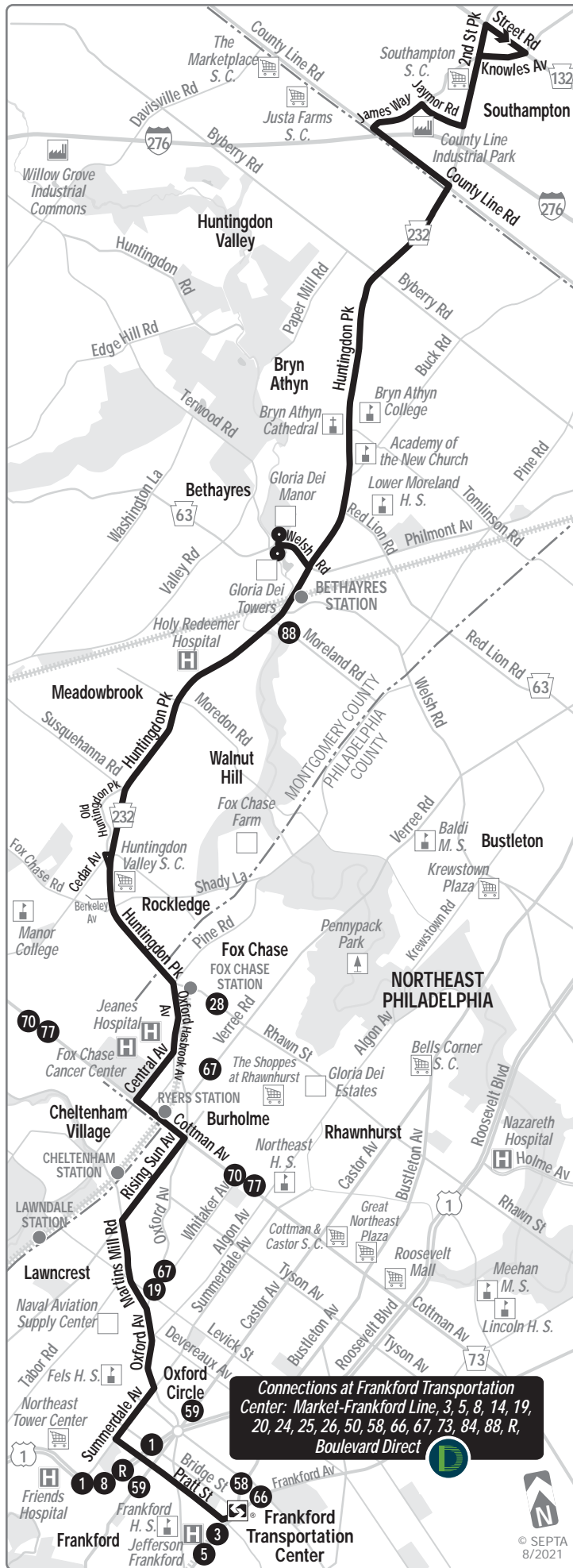
5:30A - 2:00A

OPERATING STATISTICS

ONE WAY ROUTE MILES (AVG.)	5.9	<u>RANK</u>
DAILY AVERAGE (WK) RIDERSHIP	957	73RD
VEHICLE HOURS (ANNUAL)	25,273	
VEHICLE MILES (ANNUAL)	260,817	
PEAK VEHICLES	7	
FULLY ALLOCATED EXPENSES	\$4,427,603	
PASSENGER REVENUE	\$461,424	
OPERATING RATIO	10%	71ST
ON TIME % (SEASON)	84%	

CHARACTERISTICS

MODE	BUS
DIVISION	SURFACE - CITY
OPERATING DISTRICT(S)	COMLY
COUNTY(S) SERVED	PHILADELPHIA, BUCKS, MONTGOMERY
VEHICLE SIZE	40'



Connections at Frankford Transportation Center: Market-Frankford Line, 3, 5, 8, 14, 19, 20, 24, 25, 26, 50, 58, 66, 67, 73, 84, 88, R, Boulevard Direct

25

Columbus Commons to Frankford Transportation Center



SEPTA

Serving Bridesburg, Port Richmond and Northern Liberties

SERVICE LEVELS (FREQUENCY IN MINUTES)

WEEKDAYS

AM PEAK	15
BASE	30
PM PEAK	12
EARLY EVENING	30
LATE NIGHT	45
OWL	--
TOTAL TRIPS	106

SATURDAYS

AM	30
BASE	30
PM	30
EARLY EVENING	40
LATE NIGHT	45
OWL	--
TOTAL TRIPS	66

SUNDAYS

AM	30
BASE	30
PM	30
EARLY EVENING	40
LATE NIGHT	45
OWL	--
TOTAL TRIPS	66

SERVICE SPAN

5:00A - 12:00A

6:00A - 12:00A

6:00A - 12:00A

OPERATING STATISTICS

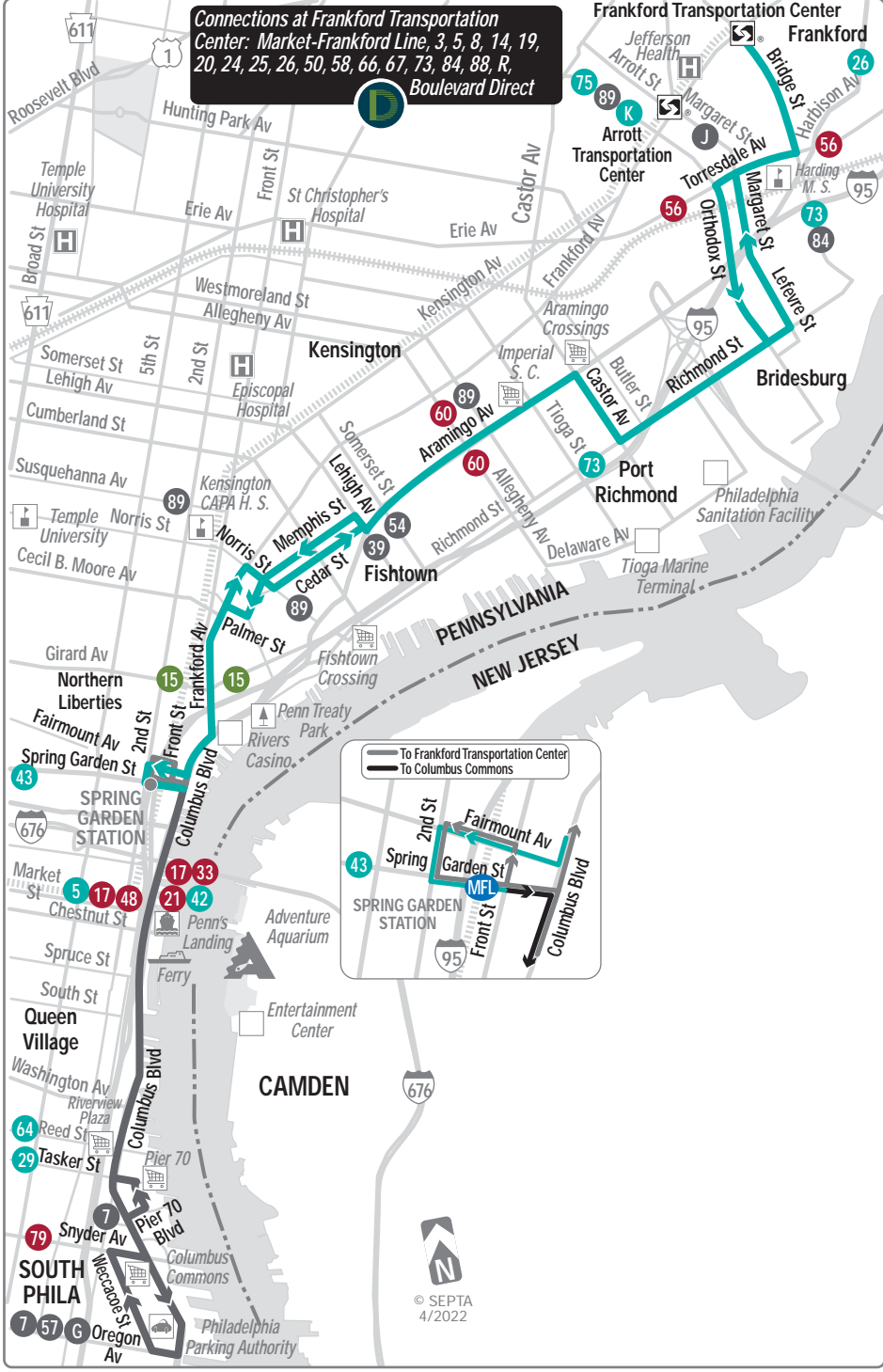
ONE WAY ROUTE MILES (AVG.)	12.3	RANK
DAILY AVERAGE (WK) RIDERSHIP	2,140	50TH
VEHICLE HOURS (ANNUAL)	35,347	
VEHICLE MILES (ANNUAL)	349,232	
PEAK VEHICLES	11	
FULLY ALLOCATED EXPENSES	\$6,403,873	
PASSENGER REVENUE	\$979,947	
OPERATING RATIO	15%	39TH
ON TIME % (SEASON)	69%	

CHARACTERISTICS

MODE
DIVISION
OPERATING DISTRICT(S)
COUNTY(S) SERVED
VEHICLE SIZE

BUS
SURFACE - CITY
FRANKFORD
PHILADELPHIA
40'

Connections at Frankford Transportation Center
 Market-Frankford Line, 3, 5, 8, 14, 19,
 20, 24, 25, 26, 50, 58, 66, 67, 73, 84, 88, R,
 Boulevard Direct



© SEPTA
 4/2022

26

Chelten Av Station to Frankford Transportation Center



Serving Olney
Transportation
Center

SERVICE LEVELS (FREQUENCY IN MINUTES)

WEEKDAYS

AM PEAK	7
BASE	15
PM PEAK	8
EARLY EVENING	20
LATE NIGHT	30
OWL	--
TOTAL TRIPS	183

SATURDAYS

AM	30
BASE	25
PM	25
EARLY EVENING	30
LATE NIGHT	30
OWL	--
TOTAL TRIPS	90

SUNDAYS

AM	30
BASE	25
PM	25
EARLY EVENING	30
LATE NIGHT	30
OWL	--
TOTAL TRIPS	90

SERVICE SPAN 5:30A - 2:30A

5:00A - 2:30A

5:00A - 2:30A

OPERATING STATISTICS

ONE WAY ROUTE MILES (AVG.)	11.5	<u>RANK</u>
DAILY AVERAGE (WK) RIDERSHIP	4,894	19TH
VEHICLE HOURS (ANNUAL)	58,283	
VEHICLE MILES (ANNUAL)	495,991	
PEAK VEHICLES	16	
FULLY ALLOCATED EXPENSES	\$9,755,996	
PASSENGER REVENUE	\$1,957,429	
OPERATING RATIO	20%	19TH
ON TIME % (SEASON)	76%	

CHARACTERISTICS

MODE	BUS
DIVISION	SURFACE - CITY
OPERATING DISTRICT(S)	MIDVALE
COUNTY(S) SERVED	PHILADELPHIA
VEHICLE SIZE	40'



27

Broad-Carpenter to Plymouth Meeting Mall



Serving
Center City,
Manayunk,
Roxborough
and Barren Hill

SERVICE LEVELS (FREQUENCY IN MINUTES)

WEEKDAYS

AM PEAK	6
BASE	30
PM PEAK	8
EARLY EVENING	30
LATE NIGHT	30
OWL	--
TOTAL TRIPS	129

SATURDAYS

AM	40
BASE	35
PM	35
EARLY EVENING	50
LATE NIGHT	60
OWL	--
TOTAL TRIPS	57

SUNDAYS

AM	60
BASE	60
PM	60
EARLY EVENING	60
LATE NIGHT	60
OWL	--
TOTAL TRIPS	39

SERVICE SPAN 5:30A - 1:00A

5:30A - 1:00A

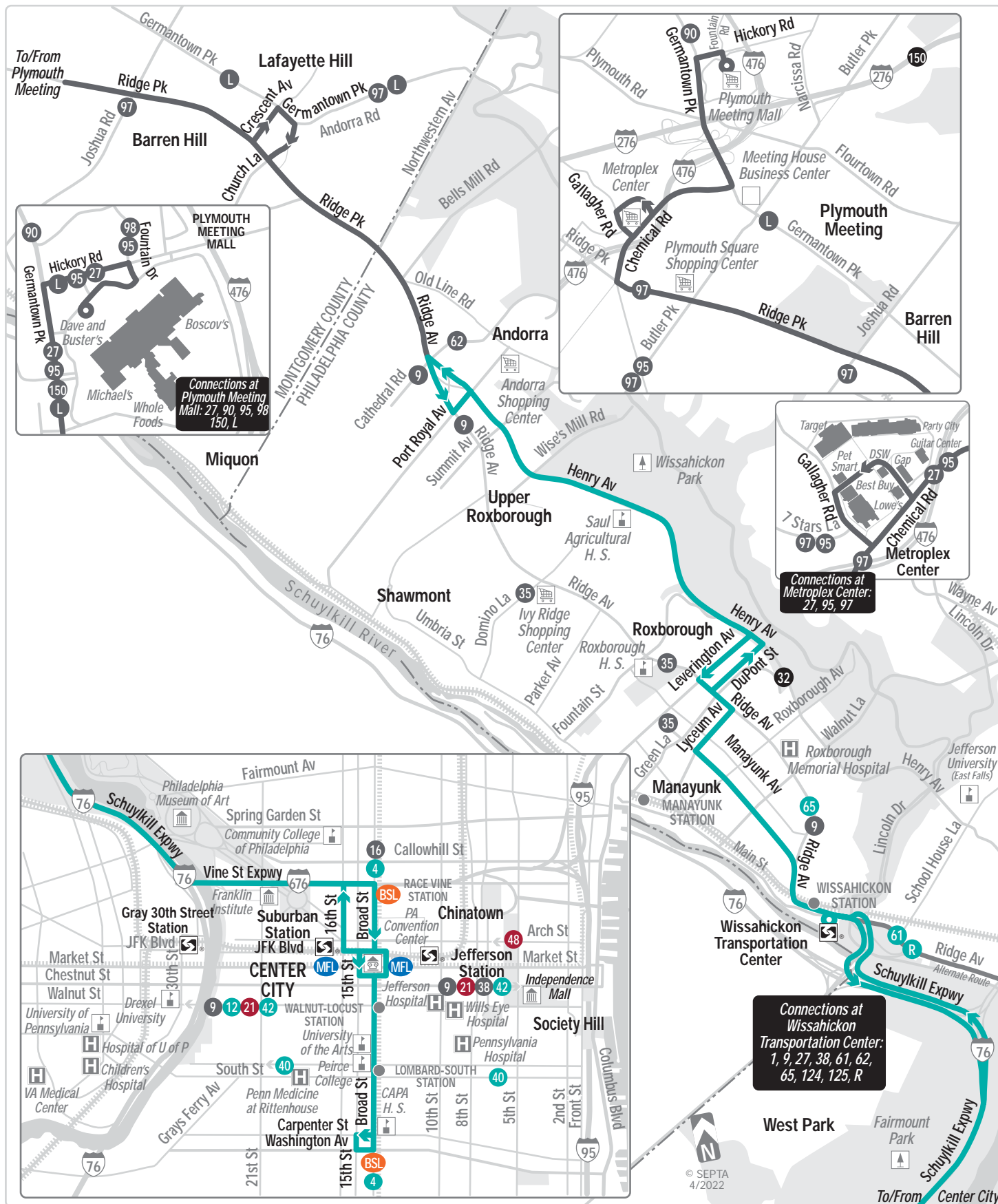
6:00A - 1:00A

OPERATING STATISTICS

ONE WAY ROUTE MILES (AVG.)	19.5	<u>RANK</u>
DAILY AVERAGE (WK) RIDERSHIP	1,709	65TH
VEHICLE HOURS (ANNUAL)	55,502	
VEHICLE MILES (ANNUAL)	719,303	
PEAK VEHICLES	19	
FULLY ALLOCATED EXPENSES	\$11,130,557	
PASSENGER REVENUE	\$847,668	
OPERATING RATIO	8%	82ND
ON TIME % (SEASON)	73%	

CHARACTERISTICS

MODE	BUS
DIVISION	SURFACE - CITY
OPERATING DISTRICT(S)	ALLEGHENY
COUNTY(S) SERVED	PHILADELPHIA, MONTGOMERY
VEHICLE SIZE	40', 60'



To/From Plymouth Meeting

PLYMOUTH MEETING MALL

Hickory Rd
 Fountain Dr
 Dave and Buster's
 Michael's
 Whole Foods
 Boschov's

Connections at Plymouth Meeting Mall:
 27, 90, 95, 98, 150, L

Metroplex Center

Target
 Pet Smart
 DSW
 Gap
 Best Buy
 Lowe's

Connections at Metroplex Center:
 27, 95, 97

Connections at Wissahickon Transportation Center:
 1, 9, 27, 38, 61, 62, 65, 124, 125, R

To/From Center City

28

Torresdale- Cottman to Fern Rock Transportation Center



SEPTA

Serving
Tacony and
Fox Chase

SERVICE LEVELS (FREQUENCY IN MINUTES)

WEEKDAYS

AM PEAK	25
BASE	35
PM PEAK	25
EARLY EVENING	60
LATE NIGHT	--
OWL	--
TOTAL TRIPS	65

SATURDAYS

AM	60
BASE	60
PM	60
EARLY EVENING	--
LATE NIGHT	--
OWL	--
TOTAL TRIPS	26

SUNDAYS

AM	75
BASE	75
PM	75
EARLY EVENING	--
LATE NIGHT	--
OWL	--
TOTAL TRIPS	17

SERVICE
SPAN

6:00A - 10:30P

7:00A - 8:00P

8:00A - 6:30P

OPERATING STATISTICS

ONE WAY ROUTE MILES (AVG.)	11.6	<u>RANK</u>
DAILY AVERAGE (WK) RIDERSHIP	687	79TH
VEHICLE HOURS (ANNUAL)	20,392	
VEHICLE MILES (ANNUAL)	233,898	
PEAK VEHICLES	6	
FULLY ALLOCATED EXPENSES	\$3,745,992	
PASSENGER REVENUE	\$361,942	
OPERATING RATIO	10%	75TH
ON TIME % (SEASON)	83%	

CHARACTERISTICS

MODE
DIVISION
OPERATING DISTRICT(S)
COUNTY(S) SERVED
VEHICLE SIZE

BUS
SURFACE - CITY
COMLY
PHILADELPHIA, MONTGOMERY
40'

29

Pier 70 to 33rd-Dickinson



SEPTA

Serving South
Philadelphia and
Grays Ferry

SERVICE LEVELS (FREQUENCY IN MINUTES)

WEEKDAYS

AM PEAK	10
BASE	20
PM PEAK	12
EARLY EVENING	30
LATE NIGHT	45
OWL	--
TOTAL TRIPS	155

SATURDAYS

AM	30
BASE	20
PM	20
EARLY EVENING	30
LATE NIGHT	45
OWL	--
TOTAL TRIPS	98

SUNDAYS

AM	40
BASE	30
PM	30
EARLY EVENING	35
LATE NIGHT	45
OWL	--
TOTAL TRIPS	76

SERVICE
SPAN

5:00A - 3:00A

5:00A - 3:00A

5:00A - 3:00A

OPERATING STATISTICS

ONE WAY ROUTE MILES (AVG.)	3.5	<u>RANK</u>
DAILY AVERAGE (WK) RIDERSHIP	1,797	55TH
VEHICLE HOURS (ANNUAL)	28,705	
VEHICLE MILES (ANNUAL)	201,223	
PEAK VEHICLES	8	
FULLY ALLOCATED EXPENSES	\$4,659,655	
PASSENGER REVENUE	\$811,431	
OPERATING RATIO	17%	30TH
ON TIME % (SEASON)	88%	

CHARACTERISTICS

MODE
DIVISION
OPERATING DISTRICT(S)
COUNTY(S) SERVED
VEHICLE SIZE

BUS
SURFACE - CITY
SOUTHERN
PHILADELPHIA
40'



30

Gray 30th Street Station to 69th Street Transportation Center



SEPTA

Serving
University City
and West
Philadelphia

SERVICE LEVELS (FREQUENCY IN MINUTES)

WEEKDAYS

AM PEAK	30
BASE	45
PM PEAK	30
EARLY EVENING	60
LATE NIGHT	60
OWL	--
TOTAL TRIPS	59

SATURDAYS

AM	60
BASE	50
PM	55
EARLY EVENING	60
LATE NIGHT	60
OWL	--
TOTAL TRIPS	42

SUNDAYS

AM	60
BASE	50
PM	50
EARLY EVENING	60
LATE NIGHT	60
OWL	--
TOTAL TRIPS	42

SERVICE SPAN

4:30A - 12:30A

6:00A - 12:30A

6:00A - 12:30A

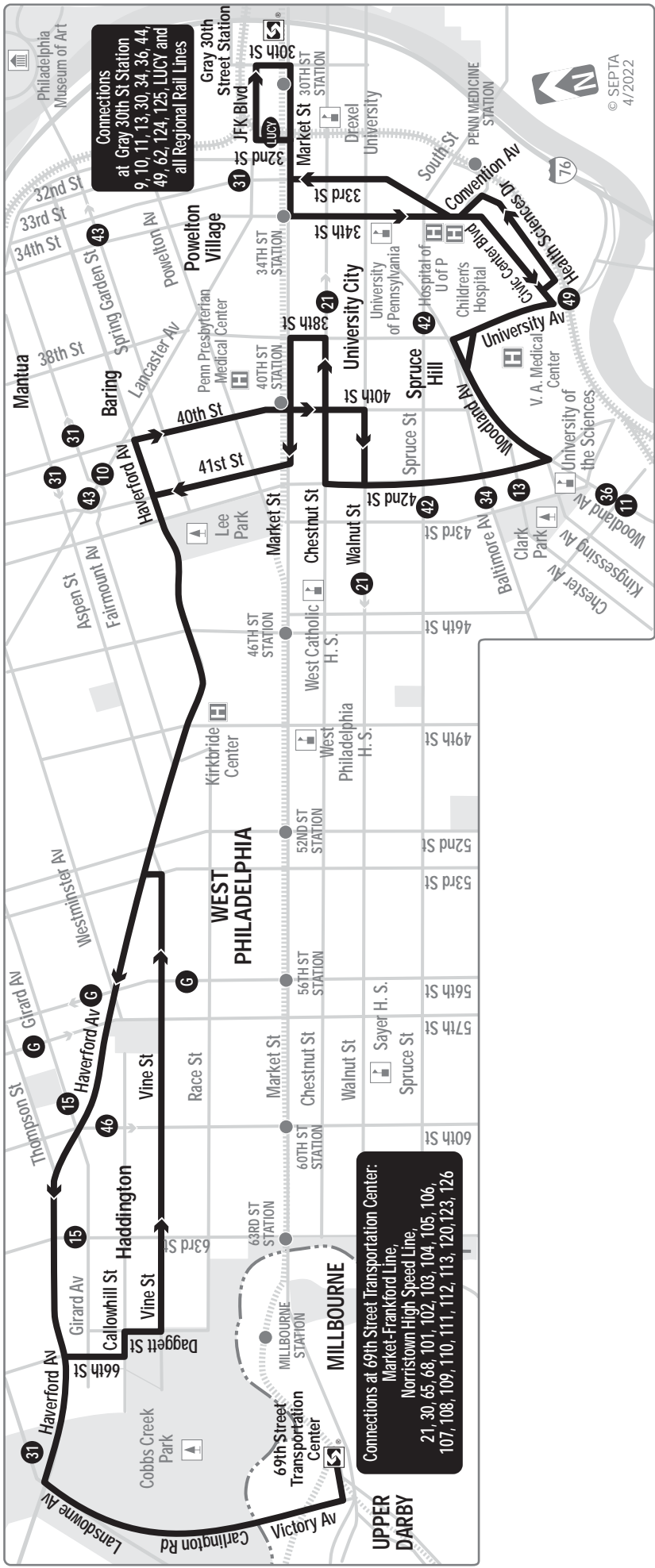
OPERATING STATISTICS

ONE WAY ROUTE MILES (AVG.)	7.8	<u>RANK</u>
DAILY AVERAGE (WK) RIDERSHIP	640	80TH
VEHICLE HOURS (ANNUAL)	16,127	
VEHICLE MILES (ANNUAL)	152,400	
PEAK VEHICLES	5	
FULLY ALLOCATED EXPENSES	\$2,663,548	
PASSENGER REVENUE	\$296,870	
OPERATING RATIO	11%	66TH
ON TIME % (SEASON)	80%	

CHARACTERISTICS

MODE
DIVISION
OPERATING DISTRICT(S)
COUNTY(S) SERVED
VEHICLE SIZE

BUS
SURFACE - CITY
CALLOWHILL
PHILADELPHIA, DELAWARE
40'



Connections at Gray 30th St Station
 9, 10, 11, 13, 30, 34, 36, 44, 49, 62, 124, 125, LUCY and all Regional Rail Lines

Connections at 69th Street Transportation Center:
 Market-Frankford Line, Norristown High Speed Line, 21, 30, 65, 68, 101, 102, 103, 104, 105, 106, 107, 108, 109, 110, 111, 112, 113, 120, 123, 126

31

City Hall to 76th-City



SEPTA

Serving
Center City, West
Philadelphia and
Overbrook Park

SERVICE LEVELS (FREQUENCY IN MINUTES)

WEEKDAYS

AM PEAK	20
BASE	25
PM PEAK	20
EARLY EVENING	55
LATE NIGHT	60
OWL	--
TOTAL TRIPS	92

SATURDAYS

AM	60
BASE	30
PM	30
EARLY EVENING	60
LATE NIGHT	60
OWL	--
TOTAL TRIPS	60

SUNDAYS

AM	60
BASE	45
PM	45
EARLY EVENING	60
LATE NIGHT	60
OWL	--
TOTAL TRIPS	46

SERVICE SPAN

5:00A - 2:00A

5:00A - 2:00A

6:30A - 2:00A

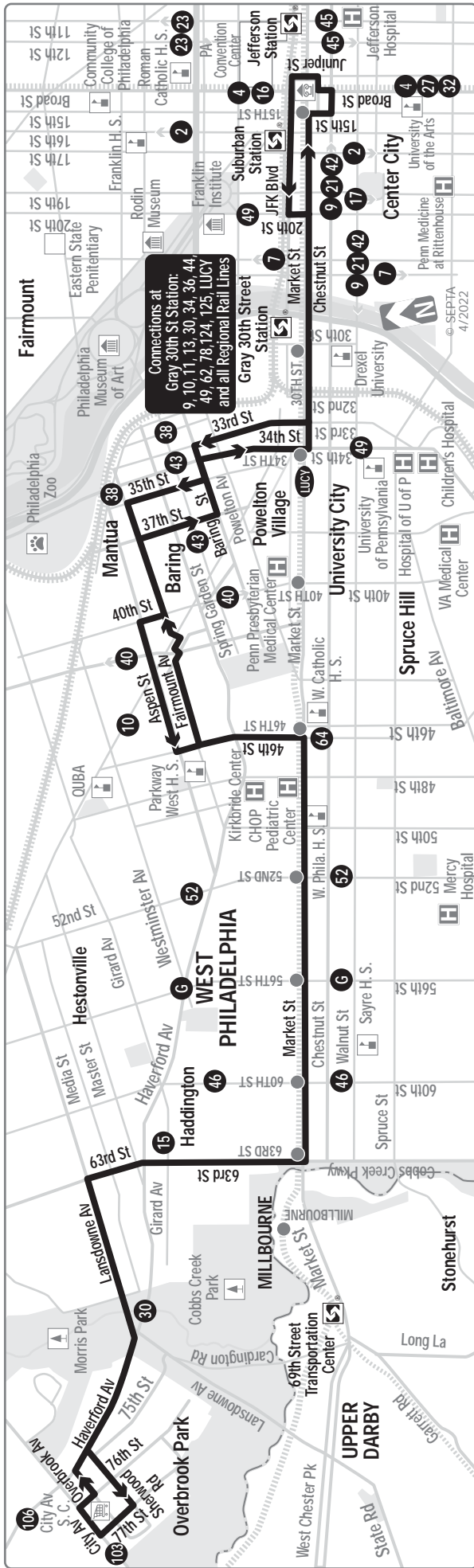
OPERATING STATISTICS

ONE WAY ROUTE MILES (AVG.)	8.9	<u>RANK</u>
DAILY AVERAGE (WK) RIDERSHIP	2,259	46TH
VEHICLE HOURS (ANNUAL)	32,277	
VEHICLE MILES (ANNUAL)	273,707	
PEAK VEHICLES	8	
FULLY ALLOCATED EXPENSES	\$5,204,254	
PASSENGER REVENUE	\$958,553	
OPERATING RATIO	18%	27TH
ON TIME % (SEASON)	78%	

CHARACTERISTICS

MODE
DIVISION
OPERATING DISTRICT(S)
COUNTY(S) SERVED
VEHICLE SIZE

BUS
SURFACE - CITY
CALLOWHILL
PHILADELPHIA
40'



32

Broad-Carpenter to Ridge-Lyceum



SEPTA

Serving Center City,
Manayunk and
Roxborough

SERVICE LEVELS (FREQUENCY IN MINUTES)

WEEKDAYS

AM PEAK	12
BASE	20
PM PEAK	12
EARLY EVENING	30
LATE NIGHT	30
OWL	--
TOTAL TRIPS	143

SATURDAYS

AM	30
BASE	30
PM	30
EARLY EVENING	30
LATE NIGHT	30
OWL	--
TOTAL TRIPS	81

SUNDAYS

AM	40
BASE	40
PM	40
EARLY EVENING	40
LATE NIGHT	60
OWL	--
TOTAL TRIPS	58

SERVICE SPAN

5:00A - 2:00A

5:00A - 2:00A

6:00A - 2:00A

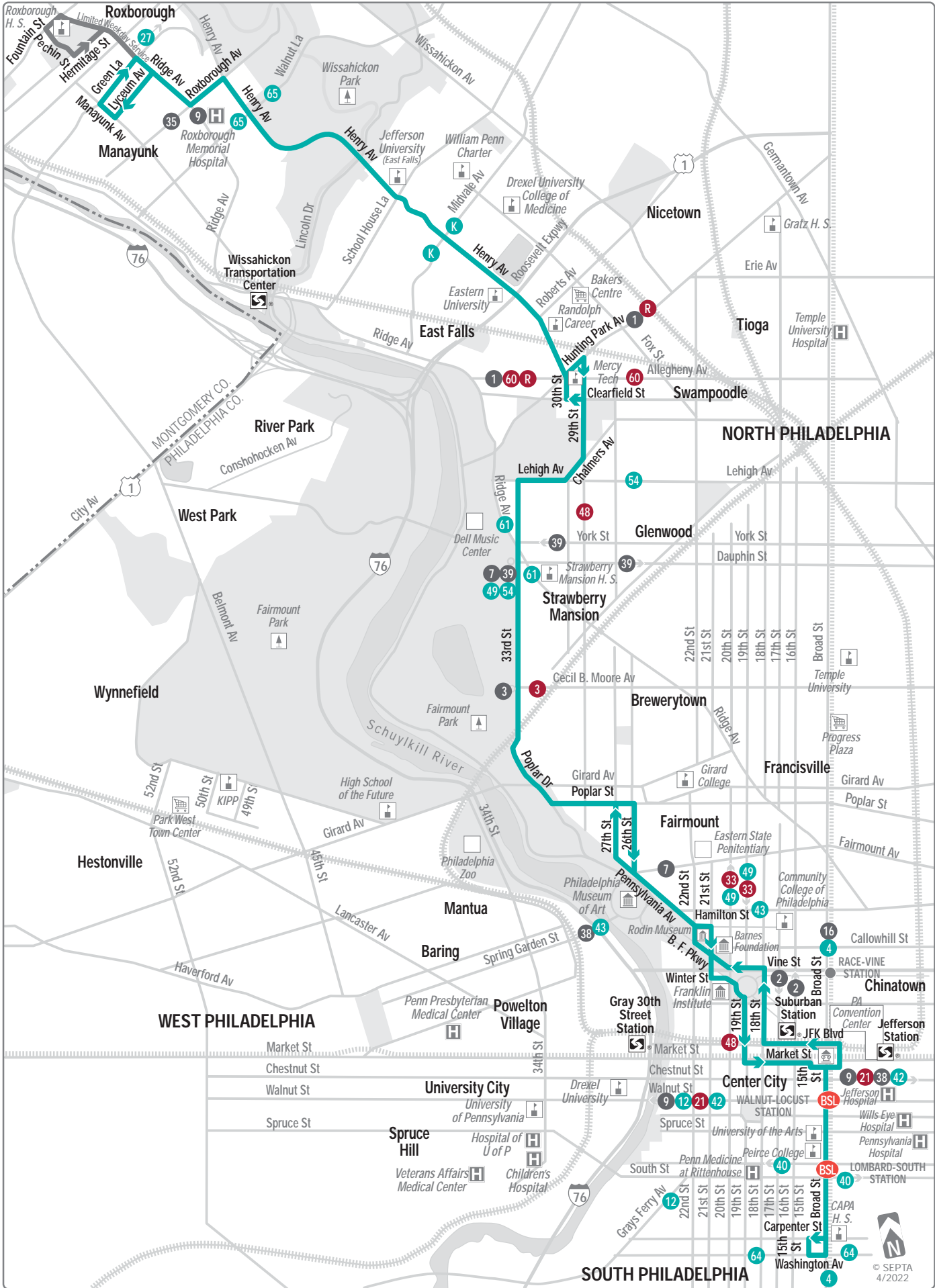
OPERATING STATISTICS

ONE WAY ROUTE MILES (AVG.)	10.4	<u>RANK</u>
DAILY AVERAGE (WK) RIDERSHIP	2,001	53RD
VEHICLE HOURS (ANNUAL)	49,637	
VEHICLE MILES (ANNUAL)	483,460	
PEAK VEHICLES	13	
FULLY ALLOCATED EXPENSES	\$8,411,433	
PASSENGER REVENUE	\$1,023,517	
OPERATING RATIO	12%	59TH
ON TIME % (SEASON)	72%	

CHARACTERISTICS

MODE
DIVISION
OPERATING DISTRICT(S)
COUNTY(S) SERVED
VEHICLE SIZE

BUS
SURFACE - CITY
MIDVALE
PHILADELPHIA
40'



33

Penn's Landing to 23rd-Venango



SEPTA

Serving
Center City
and Tioga

SERVICE LEVELS (FREQUENCY IN MINUTES)

WEEKDAYS

AM PEAK	10
BASE	12
PM PEAK	10
EARLY EVENING	15
LATE NIGHT	30
OWL	35
TOTAL TRIPS	197

SATURDAYS

AM	15
BASE	12
PM	12
EARLY EVENING	30
LATE NIGHT	30
OWL	35
TOTAL TRIPS	164

SUNDAYS

AM	25
BASE	12
PM	12
EARLY EVENING	30
LATE NIGHT	30
OWL	35
TOTAL TRIPS	156

SERVICE SPAN 24 HOURS

24 HOURS

24 HOURS

OPERATING STATISTICS

ONE WAY ROUTE MILES (AVG.)	6.2	<u>RANK</u>
DAILY AVERAGE (WK) RIDERSHIP	5,492	13TH
VEHICLE HOURS (ANNUAL)	62,538	
VEHICLE MILES (ANNUAL)	432,141	
PEAK VEHICLES	13	
FULLY ALLOCATED EXPENSES	\$9,124,825	
PASSENGER REVENUE	\$2,491,695	
OPERATING RATIO	27%	1ST
ON TIME % (SEASON)	81%	

CHARACTERISTICS

MODE
DIVISION
OPERATING DISTRICT(S)
COUNTY(S) SERVED
VEHICLE SIZE

BUS
SURFACE - CITY
ALLEGHENY
PHILADELPHIA
60'



34

13th-Market to 61st-Baltimore



SEPTA

Serving
Center City
and Angora

SERVICE LEVELS (FREQUENCY IN MINUTES)

WEEKDAYS

AM PEAK	5
BASE	10
PM PEAK	6
EARLY EVENING	15
LATE NIGHT	30
OWL	--
TOTAL TRIPS	262

SATURDAYS

AM	20
BASE	12
PM	15
EARLY EVENING	20
LATE NIGHT	30
OWL	--
TOTAL TRIPS	144

SUNDAYS

AM	30
BASE	20
PM	20
EARLY EVENING	22
LATE NIGHT	30
OWL	--
TOTAL TRIPS	109

SERVICE SPAN

5:00A - 2:00A

5:00A - 2:00A

5:00A - 2:00A

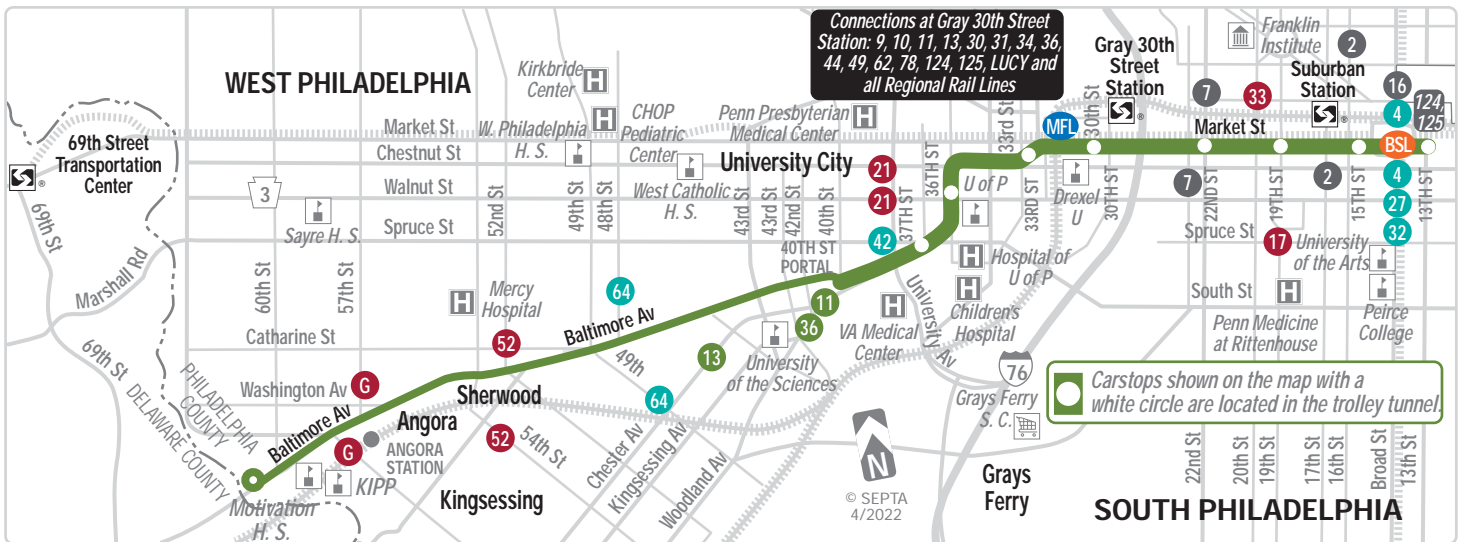
OPERATING STATISTICS

ONE WAY ROUTE MILES (AVG.)	4.9	RANK
DAILY AVERAGE (WK) RIDERSHIP	6,025	11TH
VEHICLE HOURS (ANNUAL)	48,433	
VEHICLE MILES (ANNUAL)	406,352	
PEAK VEHICLES	13	
FULLY ALLOCATED EXPENSES	\$16,772,948	
PASSENGER REVENUE	\$2,446,376	
OPERATING RATIO	15%	42ND
ON TIME % (SEASON)	80%	

CHARACTERISTICS

MODE
DIVISION
OPERATING DISTRICT(S)
COUNTY(S) SERVED
VEHICLE SIZE

TROLLEY
SURFACE - CITY
ELMWOOD
PHILADELPHIA
50'



69th Street Transportation Center

69th St

Marshall Rd

PHILADELPHIA COUNTY

DELAWARE COUNTY

60th St

57th St

54th St

52nd St

49th St

48th St

43rd St

43rd St

42nd St

40th St

37th St

36th St

33rd St

30th St

22nd St

20th St

19th St

17th St

16th St

Broad St

13th St

Market St

Chestnut St

Walnut St

Spruce St

Catharine St

Washington Av

Baltimore Av

54th St

Kingsessing

52nd St

49th St

48th St

43rd St

43rd St

42nd St

40th St

37th St

36th St

33rd St

30th St

22nd St

20th St

19th St

17th St

16th St

Broad St

13th St

Kirkbride Center

CHOP Pediatric Center

Penn Presbyterian Medical Center

West Catholic H. S.

U of P

Hospital of U of P

Children's Hospital

VA Medical Center

University of the Sciences

Grays Ferry S. C.

Grays Ferry

Franklin Institute

Suburban Station

Market St

Spruce St

South St

Penn Medicine at Rittenhouse

Peirce College

University of the Arts

124

125

BSL

2

7

33

16

4

4

27

32

35

Manayunk Roxborough Loop



SEPTA

Serving
Wissahickon
Transportation
Center

SERVICE LEVELS (FREQUENCY IN MINUTES)

WEEKDAYS

AM PEAK	45
BASE	45
PM PEAK	45
EARLY EVENING	--
LATE NIGHT	--
OWL	--
TOTAL TRIPS	17

SATURDAYS

AM	45
BASE	45
PM	45
EARLY EVENING	--
LATE NIGHT	--
OWL	--
TOTAL TRIPS	14

SUNDAYS

AM	45
BASE	45
PM	45
EARLY EVENING	--
LATE NIGHT	--
OWL	--
TOTAL TRIPS	14

SERVICE
SPAN

6:00A - 6:30P

8:00A - 6:30P

8:00A - 6:30P

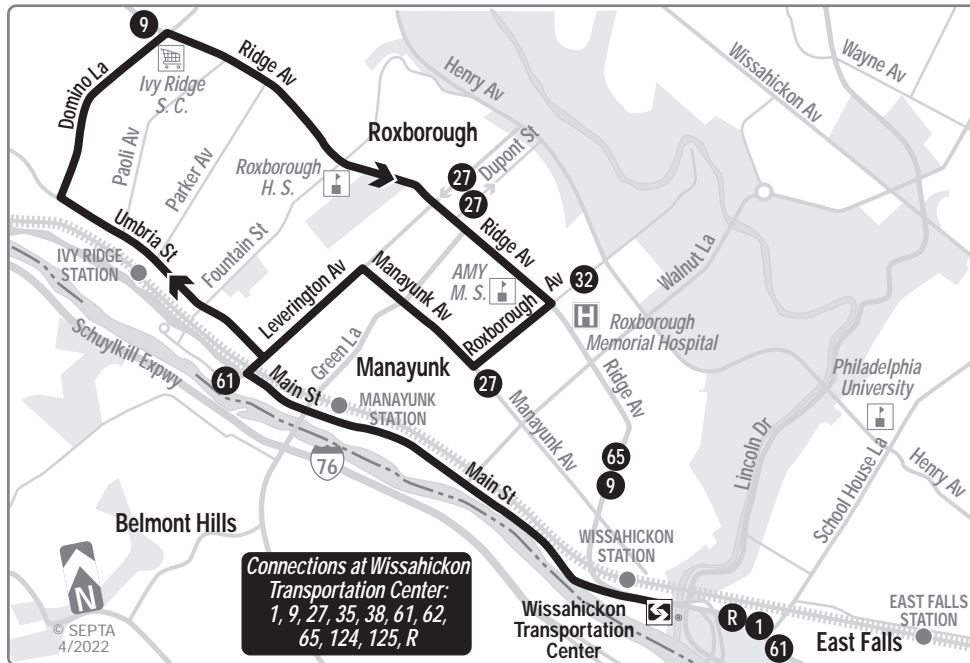
OPERATING STATISTICS

ONE WAY ROUTE MILES (AVG.)	7.7	<u>RANK</u>
DAILY AVERAGE (WK) RIDERSHIP	74	87TH
VEHICLE HOURS (ANNUAL)	5,636	
VEHICLE MILES (ANNUAL)	52,302	
PEAK VEHICLES	1	
FULLY ALLOCATED EXPENSES	\$837,004	
PASSENGER REVENUE	\$31,408	
OPERATING RATIO	4%	85 TH
ON TIME % (SEASON)	60%	

CHARACTERISTICS

MODE
DIVISION
OPERATING DISTRICT(S)
COUNTY(S) SERVED
VEHICLE SIZE

BUS
SURFACE - CITY
MIDVALE
PHILADELPHIA
40'



36

13th-Market to 80th-Eastwick



SEPTA

Serving
Center City
and Southwest
Philadelphia

SERVICE LEVELS (FREQUENCY IN MINUTES)

WEEKDAYS

AM PEAK	5
BASE	10
PM PEAK	5
EARLY EVENING	15
LATE NIGHT	30
OWL	32
TOTAL TRIPS	270

SATURDAYS

AM	20
BASE	12
PM	15
EARLY EVENING	20
LATE NIGHT	30
OWL	32
TOTAL TRIPS	160

SUNDAYS

AM	30
BASE	20
PM	20
EARLY EVENING	20
LATE NIGHT	30
OWL	32
TOTAL TRIPS	118

SERVICE SPAN

24 HOURS

24 HOURS

24 HOURS

OPERATING STATISTICS

ONE WAY ROUTE MILES (AVG.)	7.0	<u>RANK</u>
DAILY AVERAGE (WK) RIDERSHIP	6,969	7TH
VEHICLE HOURS (ANNUAL)	31,554	
VEHICLE MILES (ANNUAL)	264,738	
PEAK VEHICLES	18	
FULLY ALLOCATED EXPENSES	\$17,027,093	
PASSENGER REVENUE	\$2,830,000	
OPERATING RATIO	17%	36TH
ON TIME % (SEASON)	75%	

CHARACTERISTICS

MODE
DIVISION
OPERATING DISTRICT(S)
COUNTY(S) SERVED
VEHICLE SIZE

TROLLEY
SURFACE - CITY
ELMWOOD
PHILADELPHIA
50'



37

Broad-Snyder to Chester Transportation Center



SEPTA
Serving Eastwick
and Airport

SERVICE LEVELS (FREQUENCY IN MINUTES)

WEEKDAYS

AM PEAK	15
BASE	25
PM PEAK	15
EARLY EVENING	30
LATE NIGHT	60
OWL	60
TOTAL TRIPS	108

SATURDAYS

AM	25
BASE	25
PM	25
EARLY EVENING	50
LATE NIGHT	60
OWL	60
TOTAL TRIPS	83

SUNDAYS

AM	25
BASE	25
PM	25
EARLY EVENING	50
LATE NIGHT	60
OWL	60
TOTAL TRIPS	83

SERVICE SPAN 24 HOURS

24 HOURS

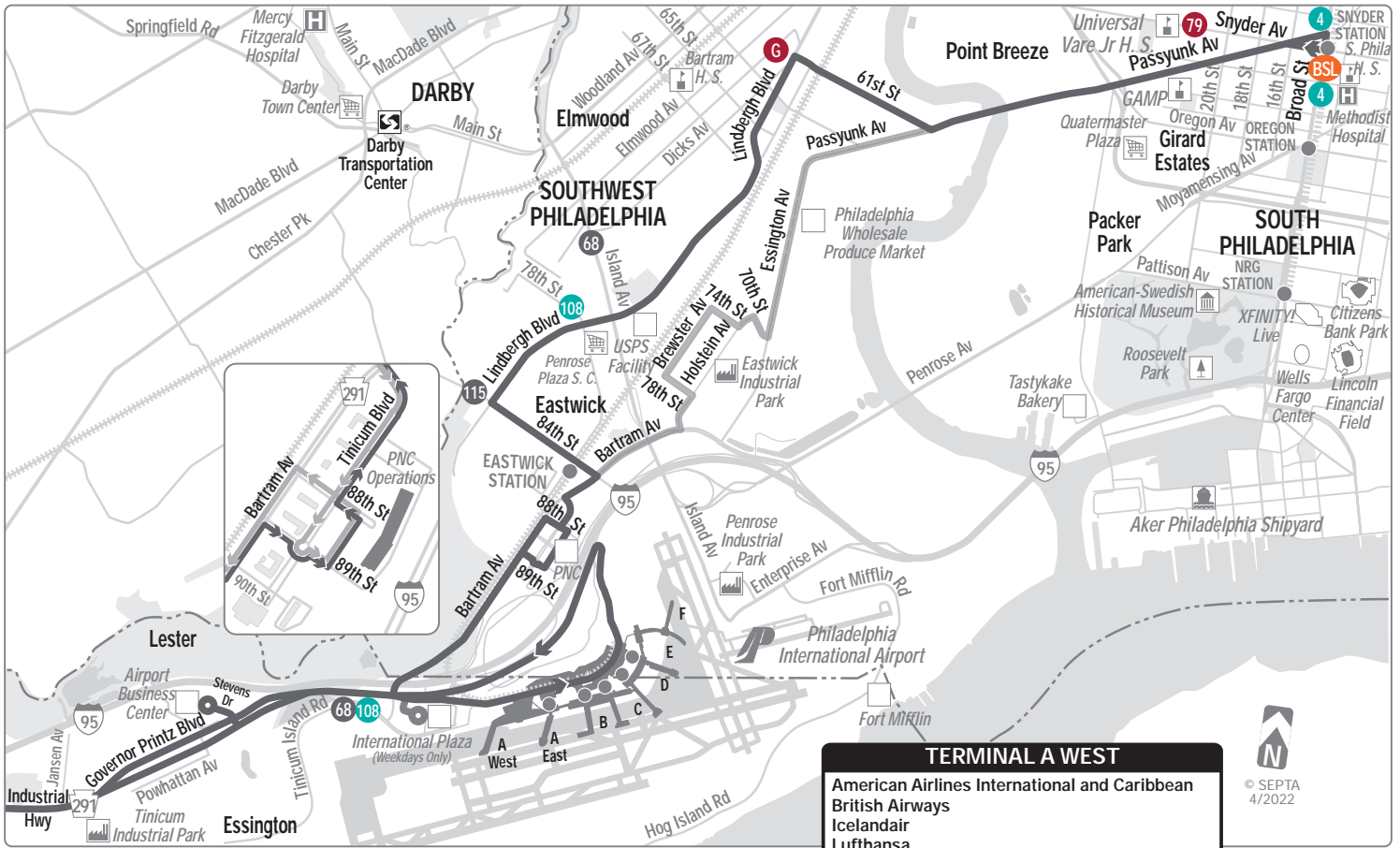
24 HOURS

OPERATING STATISTICS

ONE WAY ROUTE MILES (AVG.)	18.4	<u>RANK</u>
DAILY AVERAGE (WK) RIDERSHIP	1,573	58TH
VEHICLE HOURS (ANNUAL)	44,942	
VEHICLE MILES (ANNUAL)	601,780	
PEAK VEHICLES	10	
FULLY ALLOCATED EXPENSES	\$7,872,134	
PASSENGER REVENUE	\$723,981	
OPERATING RATIO	9%	78TH
ON TIME % (SEASON)	79%	

CHARACTERISTICS

MODE	BUS
DIVISION	SURFACE - CITY
OPERATING DISTRICT(S)	SOUTHERN
COUNTY(S) SERVED	PHILADELPHIA, DELAWARE
VEHICLE SIZE	40'



TERMINAL A WEST

American Airlines International and Caribbean
 British Airways
 Icelandair
 Lufthansa
 Qatar Airlines

TERMINAL A EAST

Aer Lingus Airlines
 American Airlines

TERMINAL B/C

American Airlines
 The Airport Marriott Hotel

TERMINAL D

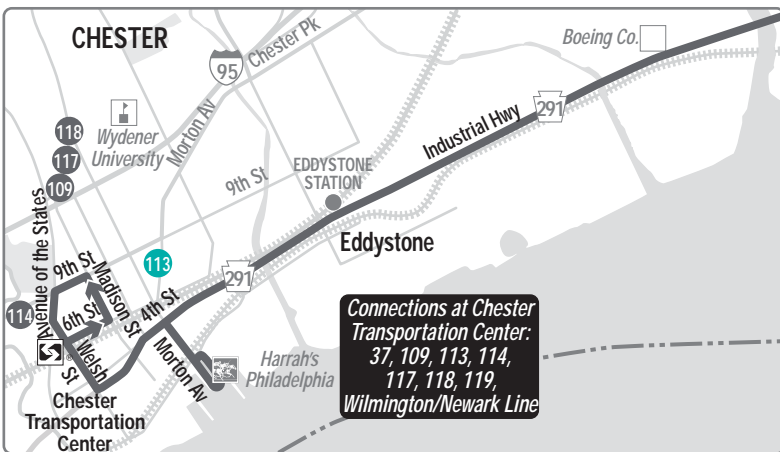
Air Canada
 Alaska Airlines
 Delta Air Lines/Delta Connection
 Sun Country Airlines
 United

TERMINAL E

Frontier
 Jet Blue
 Southwest Airlines
 Spirit Airlines

TERMINAL F

American Eagle



Connections at Chester Transportation Center:
 37, 109, 113, 114,
 117, 118, 119,
 Wilmington/Newark Line

38

5th-Market to Wissahickon Transportation Center



SEPTA

Serving Parkway
Attractions, Please
Touch Museum
and Mantua

SERVICE LEVELS (FREQUENCY IN MINUTES)

WEEKDAYS

AM PEAK	20
BASE	20
PM PEAK	20
EARLY EVENING	40
LATE NIGHT	60
OWL	--
TOTAL TRIPS	93

SATURDAYS

AM	35
BASE	30
PM	30
EARLY EVENING	40
LATE NIGHT	60
OWL	--
TOTAL TRIPS	64

SUNDAYS

AM	50
BASE	45
PM	45
EARLY EVENING	55
LATE NIGHT	60
OWL	--
TOTAL TRIPS	46

SERVICE SPAN 5:30A - 2:00A

6:00A - 2:00A

6:30A - 2:00A

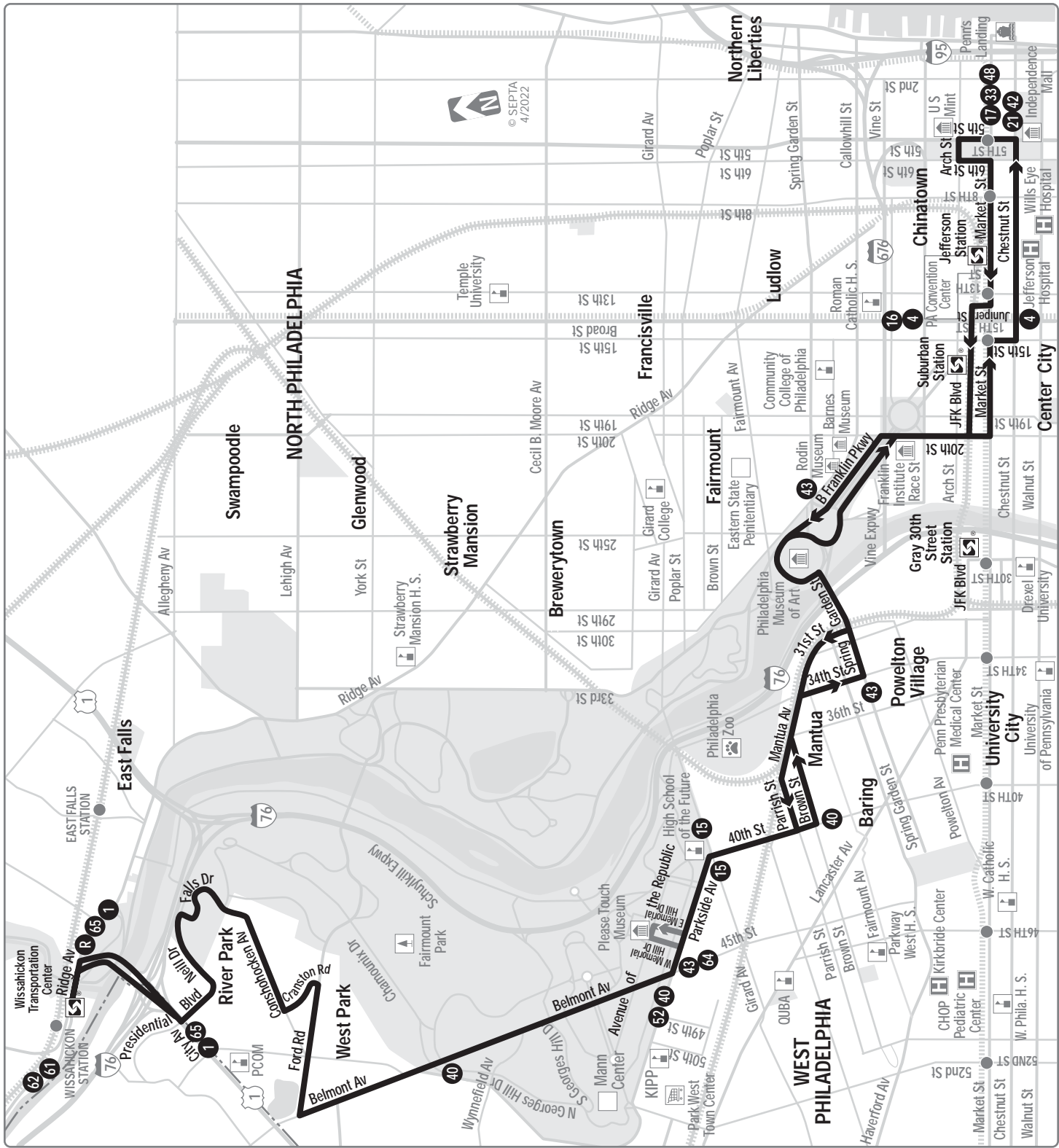
OPERATING STATISTICS

ONE WAY ROUTE MILES (AVG.)	10.0	<u>RANK</u>
DAILY AVERAGE (WK) RIDERSHIP	1,282	66TH
VEHICLE HOURS (ANNUAL)	34,545	
VEHICLE MILES (ANNUAL)	359,963	
PEAK VEHICLES	8	
FULLY ALLOCATED EXPENSES	\$5,711,114	
PASSENGER REVENUE	\$628,780	
OPERATING RATIO	11%	68TH
ON TIME % (SEASON)	75%	

CHARACTERISTICS

MODE
DIVISION
OPERATING DISTRICT(S)
COUNTY(S) SERVED
VEHICLE SIZE

BUS
SURFACE - CITY
CALLOWHILL
PHILADELPHIA
40'



39

Richmond- Cumberland to 33rd-Dauphin



SEPTA

Serving
Kensington and
Strawberry Mansion

SERVICE LEVELS (FREQUENCY IN MINUTES)

WEEKDAYS

AM PEAK	20
BASE	25
PM PEAK	18
EARLY EVENING	40
LATE NIGHT	60
OWL	--
TOTAL TRIPS	92

SATURDAYS

AM	30
BASE	30
PM	45
EARLY EVENING	60
LATE NIGHT	60
OWL	--
TOTAL TRIPS	60

SUNDAYS

AM	45
BASE	30
PM	45
EARLY EVENING	60
LATE NIGHT	60
OWL	--
TOTAL TRIPS	60

SERVICE SPAN 5:00A - 1:30A

5:30A - 1:30A

5:30A - 1:30A

OPERATING STATISTICS

ONE WAY ROUTE MILES (AVG.)	4.9	<u>RANK</u>
DAILY AVERAGE (WK) RIDERSHIP	938	75TH
VEHICLE HOURS (ANNUAL)	20,764	
VEHICLE MILES (ANNUAL)	164,658	
PEAK VEHICLES	4	
FULLY ALLOCATED EXPENSES	\$3,042,884	
PASSENGER REVENUE	\$368,183	
OPERATING RATIO	12%	60TH
ON TIME % (SEASON)	83%	

CHARACTERISTICS

MODE	BUS
DIVISION	SURFACE - CITY
OPERATING DISTRICT(S)	MIDVALE
COUNTY(S) SERVED	PHILADELPHIA
VEHICLE SIZE	40'



40

2nd-Lombard to Conshohocken- Monument



SEPTA

Serving
Society Hill
and West Park

SERVICE LEVELS (FREQUENCY IN MINUTES)

WEEKDAYS

AM PEAK	8
BASE	16
PM PEAK	10
EARLY EVENING	30
LATE NIGHT	40
OWL	--
TOTAL TRIPS	154

SATURDAYS

AM	30
BASE	25
PM	30
EARLY EVENING	30
LATE NIGHT	40
OWL	--
TOTAL TRIPS	80

SUNDAYS

AM	40
BASE	25
PM	30
EARLY EVENING	30
LATE NIGHT	40
OWL	--
TOTAL TRIPS	78

SERVICE SPAN

5:00A - 2:30A

5:00A - 2:30A

5:00A - 2:30A

OPERATING STATISTICS

ONE WAY ROUTE MILES (AVG.)	9.8	<u>RANK</u>
DAILY AVERAGE (WK) RIDERSHIP	3,923	26TH
VEHICLE HOURS (ANNUAL)	57,324	
VEHICLE MILES (ANNUAL)	517,061	
PEAK VEHICLES	15	
FULLY ALLOCATED EXPENSES	\$9,545,847	
PASSENGER REVENUE	\$1,752,461	
OPERATING RATIO	18%	28TH
ON TIME % (SEASON)	76%	

CHARACTERISTICS

MODE
DIVISION
OPERATING DISTRICT(S)
COUNTY(S) SERVED
VEHICLE SIZE

BUS
SURFACE - CITY
CALLOWHILL
PHILADELPHIA
40'

42

Penn's Landing to Wycombe or 61st-Pine



SEPTA

Serving
Center City and
West Philadelphia

SERVICE LEVELS (FREQUENCY IN MINUTES)

WEEKDAYS

AM PEAK	9
BASE	11
PM PEAK	9
EARLY EVENING	15
LATE NIGHT	30
OWL	40
TOTAL TRIPS	216

SATURDAYS

AM	20
BASE	12
PM	15
EARLY EVENING	25
LATE NIGHT	30
OWL	40
TOTAL TRIPS	152

SUNDAYS

AM	25
BASE	16
PM	18
EARLY EVENING	25
LATE NIGHT	30
OWL	40
TOTAL TRIPS	136

SERVICE SPAN 24 HOURS

24 HOURS

24 HOURS

OPERATING STATISTICS

ONE WAY ROUTE MILES (AVG.)	7.0	<u>RANK</u>
DAILY AVERAGE (WK) RIDERSHIP	4,961	18TH
VEHICLE HOURS (ANNUAL)	62,475	
VEHICLE MILES (ANNUAL)	465,630	
PEAK VEHICLES	15	
FULLY ALLOCATED EXPENSES	\$9,706,813	
PASSENGER REVENUE	\$2,118,451	
OPERATING RATIO	22%	13TH
ON TIME % (SEASON)	77%	

CHARACTERISTICS

MODE
DIVISION
OPERATING DISTRICT(S)
COUNTY(S) SERVED
VEHICLE SIZE

BUS
SURFACE - CITY
CALLOWHILL
PHILADELPHIA, DELAWARE
40'

43

Richmond-Cumberland to 50th-Parkside



SEPTA

Serving Northern Liberties

SERVICE LEVELS (FREQUENCY IN MINUTES)

WEEKDAYS

AM PEAK	16
BASE	30
PM PEAK	20
EARLY EVENING	35
LATE NIGHT	40
OWL	--
TOTAL TRIPS	97

SATURDAYS

AM	45
BASE	30
PM	30
EARLY EVENING	45
LATE NIGHT	45
OWL	--
TOTAL TRIPS	66

SUNDAYS

AM	45
BASE	45
PM	45
EARLY EVENING	45
LATE NIGHT	45
OWL	--
TOTAL TRIPS	54

SERVICE SPAN

5:00A - 2:00A

5:30A - 2:00A

5:30A - 2:00A

OPERATING STATISTICS

ONE WAY ROUTE MILES (AVG.)	7.1	<u>RANK</u>
DAILY AVERAGE (WK) RIDERSHIP	1,094	70TH
VEHICLE HOURS (ANNUAL)	29,414	
VEHICLE MILES (ANNUAL)	250,902	
PEAK VEHICLES	8	
FULLY ALLOCATED EXPENSES	\$4,909,042	
PASSENGER REVENUE	\$561,176	
OPERATING RATIO	11%	65TH
ON TIME % (SEASON)	76%	

CHARACTERISTICS

MODE
DIVISION
OPERATING DISTRICT(S)
COUNTY(S) SERVED
VEHICLE SIZE

BUS
SURFACE - CITY
CALLOWHILL
PHILADELPHIA
40'

44

5th-Market to Ardmore



SEPTA

Serving
Center City
and Gladwyne

SERVICE LEVELS (FREQUENCY IN MINUTES)

WEEKDAYS

AM PEAK	10
BASE	20
PM PEAK	10
EARLY EVENING	30
LATE NIGHT	60
OWL	--
TOTAL TRIPS	129

SATURDAYS

AM	60
BASE	30
PM	35
EARLY EVENING	2 TRIPS
LATE NIGHT	--
OWL	--
TOTAL TRIPS	45

SUNDAYS

AM	60
BASE	30
PM	30
EARLY EVENING	1 TRIP
LATE NIGHT	--
OWL	--
TOTAL TRIPS	45

SERVICE SPAN

6:00A - 12:00P

8:00A - 9:00P

8:00A - 9:00P

OPERATING STATISTICS

ONE WAY ROUTE MILES (AVG.)	13.4	<u>RANK</u>
DAILY AVERAGE (WK) RIDERSHIP	1,492	60TH
VEHICLE HOURS (ANNUAL)	44,038	
VEHICLE MILES (ANNUAL)	539,021	
PEAK VEHICLES	14	
FULLY ALLOCATED EXPENSES	\$8,461,295	
PASSENGER REVENUE	\$767,372	
OPERATING RATIO	9%	79TH
ON TIME % (SEASON)	73%	

CHARACTERISTICS

MODE
DIVISION
OPERATING DISTRICT(S)
COUNTY(S) SERVED
VEHICLE SIZE

BUS
SURFACE - CITY
CALLOWHILL
PHILADELPHIA, MONTGOMERY
40'

45

Broad-Oregon to Center City



SEPTA

Serving South
Philadelphia and
Chinatown

SERVICE LEVELS (FREQUENCY IN MINUTES)

WEEKDAYS

AM PEAK	7
BASE	12
PM PEAK	10
EARLY EVENING	15
LATE NIGHT	30
OWL	--
TOTAL TRIPS	207

SATURDAYS

AM	15
BASE	14
PM	15
EARLY EVENING	20
LATE NIGHT	30
OWL	--
TOTAL TRIPS	155

SUNDAYS

AM	20
BASE	20
PM	20
EARLY EVENING	20
LATE NIGHT	30
OWL	--
TOTAL TRIPS	124

SERVICE
SPAN

5:00A - 3:00A

5:30A - 3:00A

5:30A - 3:00A

OPERATING STATISTICS

ONE WAY ROUTE MILES (AVG.)	4.0	<u>RANK</u>
DAILY AVERAGE (WK) RIDERSHIP	2,721	38TH
VEHICLE HOURS (ANNUAL)	44,483	
VEHICLE MILES (ANNUAL)	291,806	
PEAK VEHICLES	10	
FULLY ALLOCATED EXPENSES	\$6,598,462	
PASSENGER REVENUE	\$1,249,492	
OPERATING RATIO	19%	24TH
ON TIME % (SEASON)	82%	

CHARACTERISTICS

MODE
DIVISION
OPERATING DISTRICT(S)
COUNTY(S) SERVED
VEHICLE SIZE

BUS
SURFACE - CITY
SOUTHERN
PHILADELPHIA
40'



46

58th-Baltimore to 63rd-Malvern



SEPTA

Serving Angora
and Overbrook

SERVICE LEVELS (FREQUENCY IN MINUTES)

WEEKDAYS

AM PEAK	8
BASE	15
PM PEAK	10
EARLY EVENING	15
LATE NIGHT	30
OWL	--
TOTAL TRIPS	176

SATURDAYS

AM	20
BASE	20
PM	20
EARLY EVENING	30
LATE NIGHT	30
OWL	--
TOTAL TRIPS	104

SUNDAYS

AM	30
BASE	30
PM	30
EARLY EVENING	30
LATE NIGHT	30
OWL	--
TOTAL TRIPS	80

SERVICE SPAN

5:00A - 2:00A

5:30A - 2:00A

5:30A - 2:00A

OPERATING STATISTICS

ONE WAY ROUTE MILES (AVG.)	3.4	<u>RANK</u>
DAILY AVERAGE (WK) RIDERSHIP	2,330	43RD
VEHICLE HOURS (ANNUAL)	29,596	
VEHICLE MILES (ANNUAL)	205,399	
PEAK VEHICLES	7	
FULLY ALLOCATED EXPENSES	\$4,513,634	
PASSENGER REVENUE	\$1,007,988	
OPERATING RATIO	22%	12TH
ON TIME % (SEASON)	87%	

CHARACTERISTICS

MODE
DIVISION
OPERATING DISTRICT(S)
COUNTY(S) SERVED
VEHICLE SIZE

BUS
SURFACE - CITY
CALLOWHILL
PHILADELPHIA
40'



47

Whitman Plaza to 5th-Godfrey



SEPTA

Serving
South Philadelphia,
Center City,
North Philadelphia
and Olney

SERVICE LEVELS (FREQUENCY IN MINUTES)

WEEKDAYS

AM PEAK	6
BASE	10
PM PEAK	6
EARLY EVENING	15
LATE NIGHT	30
OWL	45
TOTAL TRIPS	244

SATURDAYS

AM	15
BASE	12
PM	15
EARLY EVENING	20
LATE NIGHT	30
OWL	45
TOTAL TRIPS	153

SUNDAYS

AM	30
BASE	15
PM	15
EARLY EVENING	30
LATE NIGHT	30
OWL	45
TOTAL TRIPS	125

SERVICE SPAN 24 HOURS

24 HOURS

24 HOURS

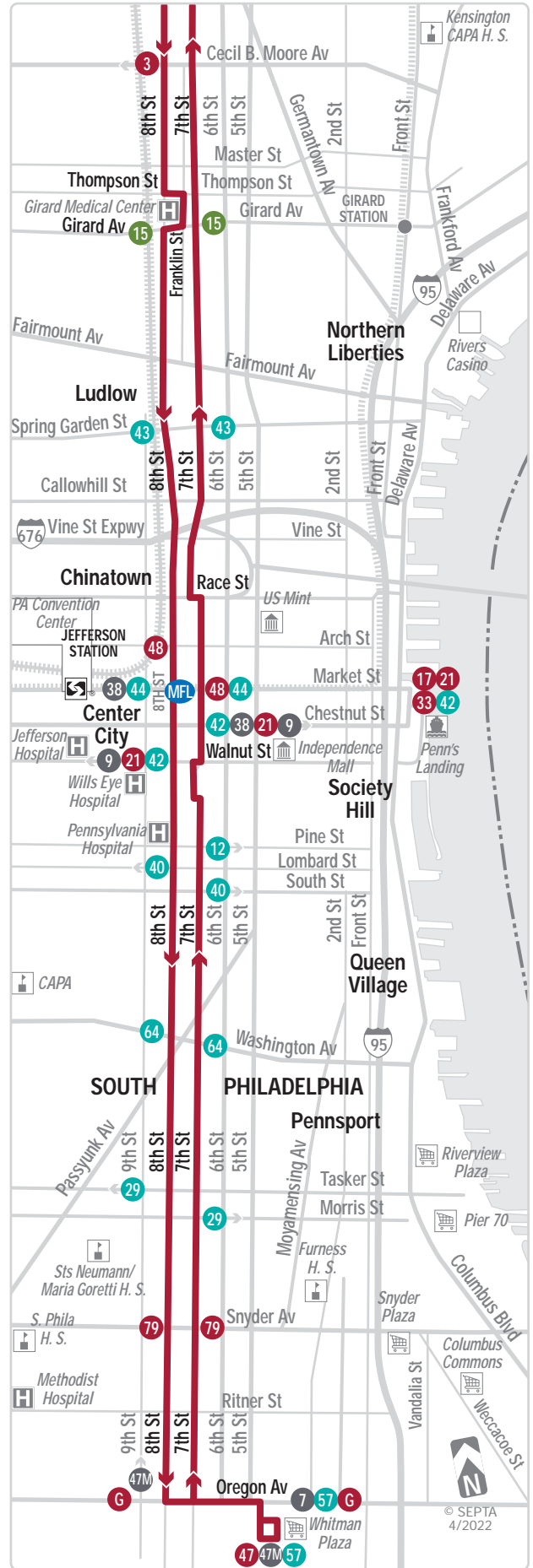
OPERATING STATISTICS

ONE WAY ROUTE MILES (AVG.)	10.0	<u>RANK</u>
DAILY AVERAGE (WK) RIDERSHIP	9,090	3RD
VEHICLE HOURS (ANNUAL)	103,684	
VEHICLE MILES (ANNUAL)	885,463	
PEAK VEHICLES	29	
FULLY ALLOCATED EXPENSES	\$17,489,449	
PASSENGER REVENUE	\$3,270,822	
OPERATING RATIO	19%	25TH
ON TIME % (SEASON)	69%	

CHARACTERISTICS

MODE
DIVISION
OPERATING DISTRICT(S)
COUNTY(S) SERVED
VEHICLE SIZE

BUS
SURFACE - CITY
MIDVALE, SOUTHERN
PHILADELPHIA
40'



47M

Whitman Plaza to 7th-Spring Garden via 9th Street



SEPTA

Serving
South Philadelphia
and Center City

SERVICE LEVELS (FREQUENCY IN MINUTES)

WEEKDAYS

AM PEAK	--
BASE	20
PM PEAK	20
EARLY EVENING	--
LATE NIGHT	--
OWL	--
TOTAL TRIPS	24

SATURDAYS

AM	--
BASE	30
PM	--
EARLY EVENING	--
LATE NIGHT	--
OWL	--
TOTAL TRIPS	18

SUNDAYS

AM	--
BASE	35
PM	--
EARLY EVENING	--
LATE NIGHT	--
OWL	--
TOTAL TRIPS	8

SERVICE SPAN

8:30A - 5:00P

9:00A - 5:30P

10:00A - 2:30P

OPERATING STATISTICS

ONE WAY ROUTE MILES (AVG.)	3.8	<u>RANK</u>
DAILY AVERAGE (WK) RIDERSHIP	531	83RD
VEHICLE HOURS (ANNUAL)	10,224	
VEHICLE MILES (ANNUAL)	60,831	
PEAK VEHICLES	5	
FULLY ALLOCATED EXPENSES	\$2,102,723	
PASSENGER REVENUE	\$203,317	
OPERATING RATIO	10%	76TH
ON TIME % (SEASON)	70%	

CHARACTERISTICS

MODE
DIVISION
OPERATING DISTRICT(S)
COUNTY(S) SERVED
VEHICLE SIZE

BUS
SURFACE - CITY
SOUTHERN
PHILADELPHIA
40'



48

Front-Market to 27th-Allegheny



SEPTA

Serving
Center City and
North Philadelphia

SERVICE LEVELS (FREQUENCY IN MINUTES)

WEEKDAYS

AM PEAK	10
BASE	12
PM PEAK	10
EARLY EVENING	15
LATE NIGHT	30
OWL	--
TOTAL TRIPS	182

SATURDAYS

AM	15
BASE	12
PM	15
EARLY EVENING	20
LATE NIGHT	45
OWL	--
TOTAL TRIPS	146

SUNDAYS

AM	30
BASE	15
PM	15
EARLY EVENING	20
LATE NIGHT	45
OWL	--
TOTAL TRIPS	110

SERVICE
SPAN

4:30A - 1:30A

6:00A - 1:30A

6:00A - 1:30A

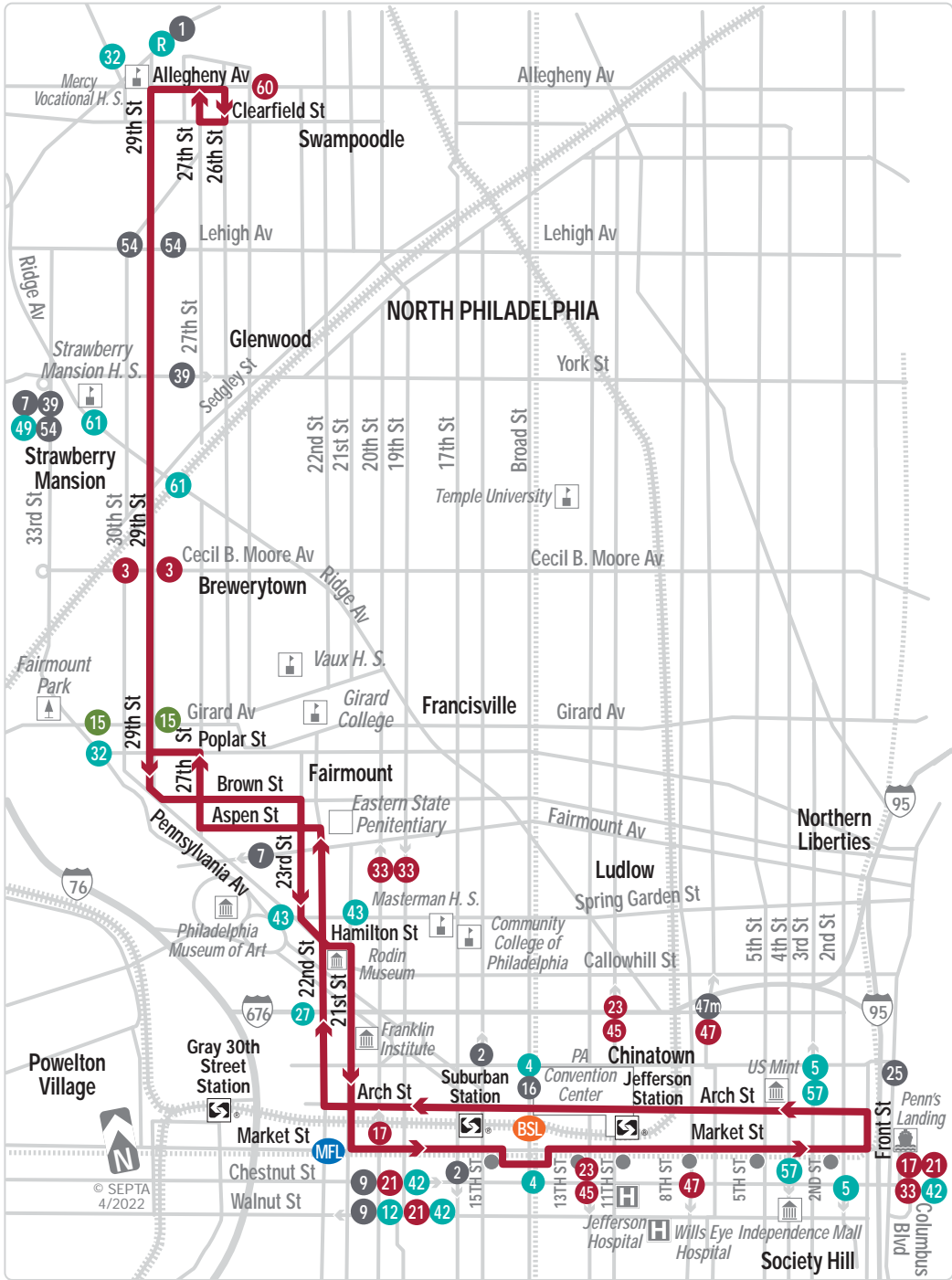
OPERATING STATISTICS

ONE WAY ROUTE MILES (AVG.)	6.4	<u>RANK</u>
DAILY AVERAGE (WK) RIDERSHIP	3,607	29TH
VEHICLE HOURS (ANNUAL)	52,912	
VEHICLE MILES (ANNUAL)	374,617	
PEAK VEHICLES	12	
FULLY ALLOCATED EXPENSES	\$7,982,735	
PASSENGER REVENUE	\$1,655,464	
OPERATING RATIO	21%	16TH
ON TIME % (SEASON)	79%	

CHARACTERISTICS

MODE
DIVISION
OPERATING DISTRICT(S)
COUNTY(S) SERVED
VEHICLE SIZE

BUS
SURFACE - CITY
ALLEGHENY
PHILADELPHIA
60'



49

33rd-Dauphin to 29th-Snyder



SEPTA

Serving
University City,
Brewerytown,
Fairmount, Grays
Ferry and Strawberry
Mansion

SERVICE LEVELS (FREQUENCY IN MINUTES)

WEEKDAYS

AM PEAK	15
BASE	22
PM PEAK	15
EARLY EVENING	30
LATE NIGHT	60
OWL	--
TOTAL TRIPS	111

SATURDAYS

AM	25
BASE	22
PM	22
EARLY EVENING	30
LATE NIGHT	60
OWL	--
TOTAL TRIPS	89

SUNDAYS

AM	25
BASE	22
PM	22
EARLY EVENING	30
LATE NIGHT	60
OWL	--
TOTAL TRIPS	89

SERVICE
SPAN

5:00A - 1:00A

5:00A - 1:00A

5:00A - 1:00A

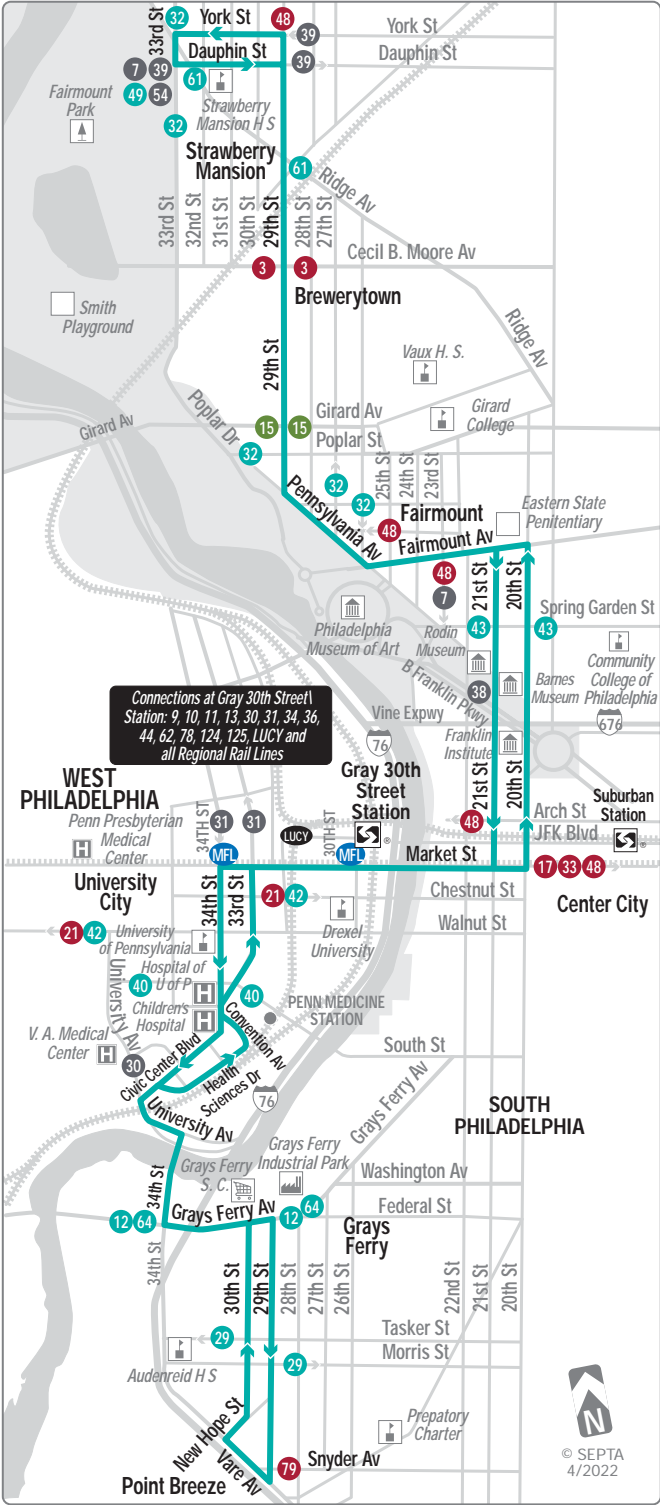
OPERATING STATISTICS

ONE WAY ROUTE MILES (AVG.)	7.3	<u>RANK</u>
DAILY AVERAGE (WK) RIDERSHIP	1,538	59TH
VEHICLE HOURS (ANNUAL)	43,805	
VEHICLE MILES (ANNUAL)	298,748	
PEAK VEHICLES	10	
FULLY ALLOCATED EXPENSES	\$6,493,141	
PASSENGER REVENUE	\$771,029	61ST
OPERATING RATIO	12%	
ON TIME % (SEASON)	78%	

CHARACTERISTICS

MODE
DIVISION
OPERATING DISTRICT(S)
COUNTY(S) SERVED
VEHICLE SIZE

BUS
SURFACE - CITY
ALLEGHENY
PHILADELPHIA
40'



50

Parx Casino via Philadelphia Mills to Frankford Transportation Center



SEPTA

Serving
Northeast
Philadelphia

SERVICE LEVELS (FREQUENCY IN MINUTES)

WEEKDAYS

AM PEAK	20
BASE	30
PM PEAK	20
EARLY EVENING	35
LATE NIGHT	45
OWL	1 TRIP
TOTAL TRIPS	66

SATURDAYS

AM	35
BASE	30
PM	30
EARLY EVENING	35
LATE NIGHT	--
OWL	1 TRIP
TOTAL TRIPS	59

SUNDAYS

AM	50
BASE	30
PM	30
EARLY EVENING	35
LATE NIGHT	--
OWL	1 TRIP
TOTAL TRIPS	56

SERVICE
SPAN

6:00A - 12:30A

6:00A - 11:00P

6:00A - 11:00P

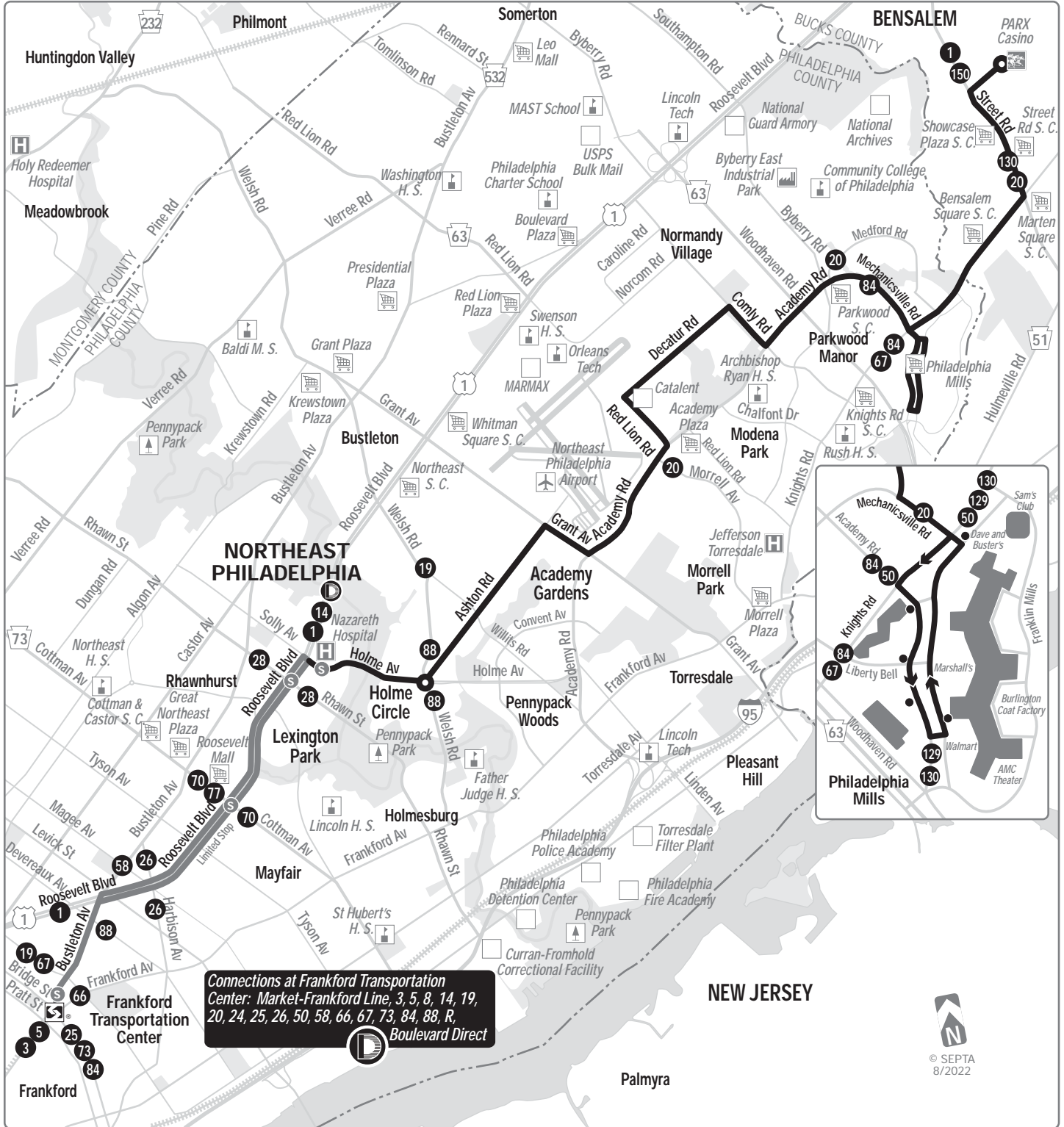
OPERATING STATISTICS

ONE WAY ROUTE MILES (AVG.)	14.5	<u>RANK</u>
DAILY AVERAGE (WK) RIDERSHIP	1,044	71ST
VEHICLE HOURS (ANNUAL)	20,832	
VEHICLE MILES (ANNUAL)	241,230	
PEAK VEHICLES	5	
FULLY ALLOCATED EXPENSES	\$3,580,484	
PASSENGER REVENUE	\$425,405	
OPERATING RATIO	12%	62ND
ON TIME % (SEASON)	84%	

CHARACTERISTICS

MODE
DIVISION
OPERATING DISTRICT(S)
COUNTY(S) SERVED
VEHICLE SIZE

BUS
SURFACE - CITY
COMLY
PHILADELPHIA, BUCKS
40'



Connections at Frankford Transportation Center: Market-Frankford Line, 3, 5, 8, 14, 19, 20, 24, 25, 26, 50, 58, 66, 67, 73, 84, 88, R, Boulevard Direct



© SEPTA 8/2022

52

49th-Woodland to 54th-City or 50th-Parkside



SEPTA

Serving
Kingsessing,
Wynnefield, Bala
and Gladwyne

SERVICE LEVELS (FREQUENCY IN MINUTES)

WEEKDAYS

AM PEAK	8
BASE	10
PM PEAK	8
EARLY EVENING	12
LATE NIGHT	30
OWL	30
TOTAL TRIPS	244

SATURDAYS

AM	15
BASE	10
PM	10
EARLY EVENING	15
LATE NIGHT	30
OWL	30
TOTAL TRIPS	200

SUNDAYS

AM	20
BASE	12
PM	12
EARLY EVENING	15
LATE NIGHT	30
OWL	30
TOTAL TRIPS	176

SERVICE SPAN 24 HOURS

24 HOURS

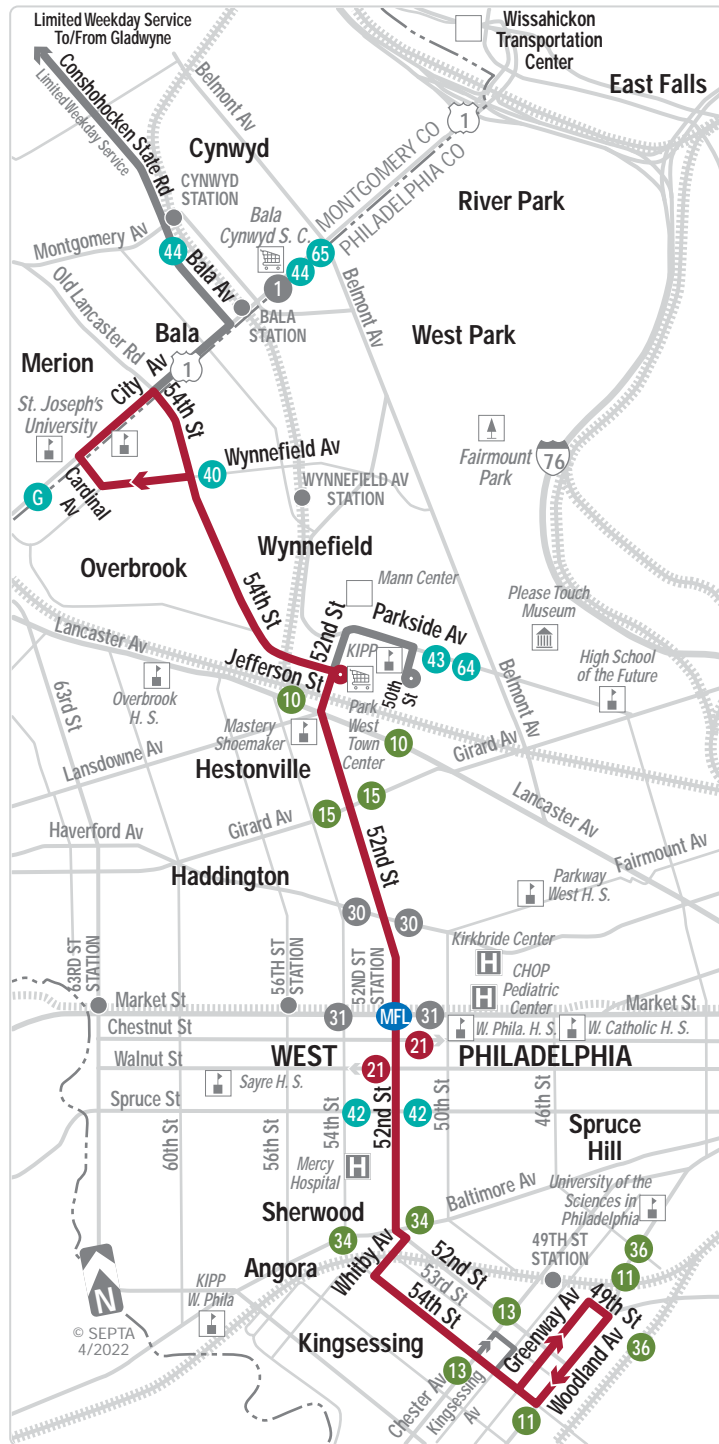
24 HOURS

OPERATING STATISTICS

ONE WAY ROUTE MILES (AVG.)	5.8	<u>RANK</u>
DAILY AVERAGE (WK) RIDERSHIP	6,367	9TH
VEHICLE HOURS (ANNUAL)	73,289	
VEHICLE MILES (ANNUAL)	585,580	
PEAK VEHICLES	14	
FULLY ALLOCATED EXPENSES	\$10,731,038	
PASSENGER REVENUE	\$2,536,765	
OPERATING RATIO	24%	6TH
ON TIME % (SEASON)	78%	

CHARACTERISTICS

MODE	BUS
DIVISION	SURFACE - CITY
OPERATING DISTRICT(S)	CALLOWHILL
COUNTY(S) SERVED	PHILADELPHIA, MONTGOMERY
VEHICLE SIZE	40'



53

Wayne-Carpenter to Broad- Hunting Park or G-Hunting Park



SEPTA

Serving
Germantown
West Mt Airy and
Feltonville

SERVICE LEVELS (FREQUENCY IN MINUTES)

WEEKDAYS

AM PEAK	20
BASE	30
PM PEAK	20
EARLY EVENING	40
LATE NIGHT	60
OWL	--
TOTAL TRIPS	86

SATURDAYS

AM	30
BASE	30
PM	30
EARLY EVENING	40
LATE NIGHT	60
OWL	--
TOTAL TRIPS	72

SUNDAYS

AM	30
BASE	30
PM	30
EARLY EVENING	40
LATE NIGHT	60
OWL	--
TOTAL TRIPS	72

SERVICE
SPAN

5:00A - 2:00A

5:00A - 2:00A

5:00A - 2:00A

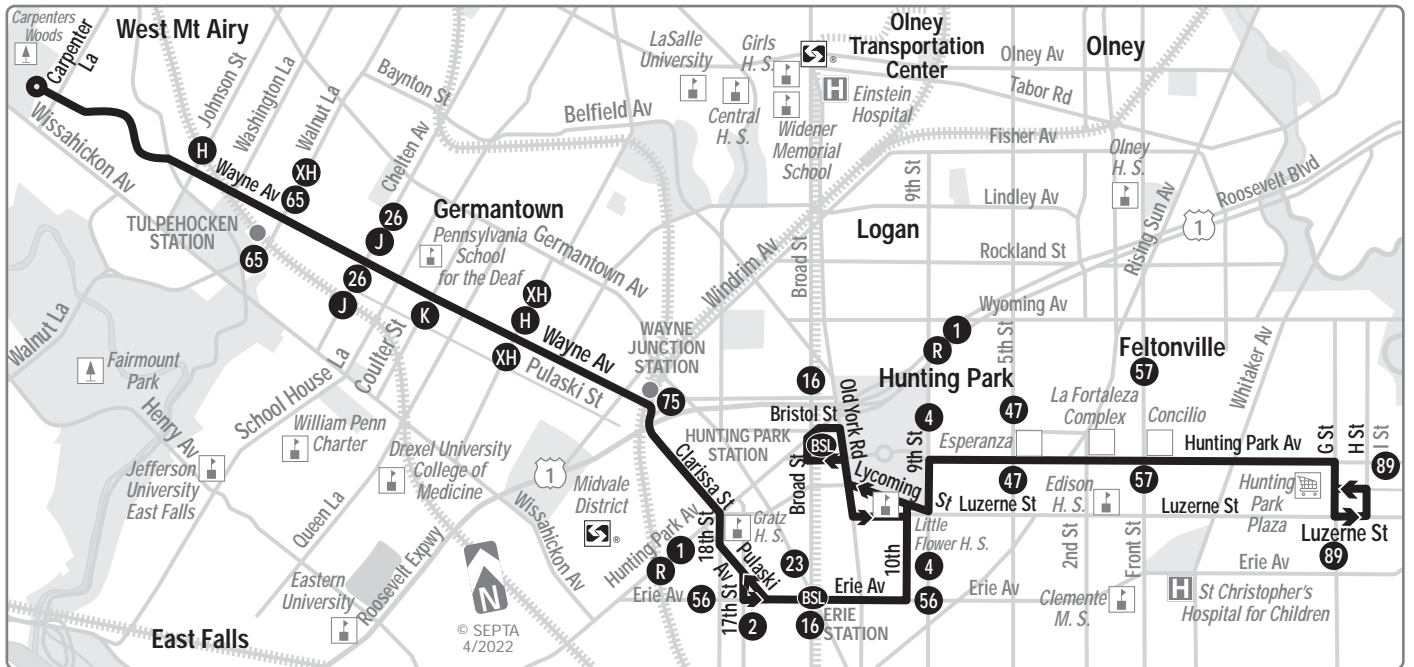
OPERATING STATISTICS

ONE WAY ROUTE MILES (AVG.)	6.8	<u>RANK</u>
DAILY AVERAGE (WK) RIDERSHIP	1,127	69TH
VEHICLE HOURS (ANNUAL)	23,861	
VEHICLE MILES (ANNUAL)	207,349	
PEAK VEHICLES	5	
FULLY ALLOCATED EXPENSES	\$3,660,576	
PASSENGER REVENUE	\$498,364	
OPERATING RATIO	14%	48TH
ON TIME % (SEASON)	87%	

CHARACTERISTICS

MODE
DIVISION
OPERATING DISTRICT(S)
COUNTY(S) SERVED
VEHICLE SIZE

BUS
SURFACE - CITY
MIDVALE
PHILADELPHIA
40'



54

Richmond-Cambria to 33rd-Dauphin



SEPTA

Serving Port Richmond and Strawberry Mansion

SERVICE LEVELS (FREQUENCY IN MINUTES)

WEEKDAYS

AM PEAK	12
BASE	18
PM PEAK	12
EARLY EVENING	30
LATE NIGHT	45
OWL	--
TOTAL TRIPS	139

SATURDAYS

AM	20
BASE	20
PM	20
EARLY EVENING	35
LATE NIGHT	45
OWL	--
TOTAL TRIPS	108

SUNDAYS

AM	30
BASE	30
PM	30
EARLY EVENING	35
LATE NIGHT	45
OWL	--
TOTAL TRIPS	78

SERVICE SPAN

4:30A - 3:00A

4:30A - 3:00A

5:00A - 3:00A

OPERATING STATISTICS

ONE WAY ROUTE MILES (AVG.)	5.1	<u>RANK</u>
DAILY AVERAGE (WK) RIDERSHIP	3,325	32ND
VEHICLE HOURS (ANNUAL)	38,373	
VEHICLE MILES (ANNUAL)	239,446	
PEAK VEHICLES	10	
FULLY ALLOCATED EXPENSES	\$5,953,666	
PASSENGER REVENUE	\$1,214,947	
OPERATING RATIO	20%	18TH
ON TIME % (SEASON)	79%	

CHARACTERISTICS

MODE
DIVISION
OPERATING DISTRICT(S)
COUNTY(S) SERVED
VEHICLE SIZE

BUS
SURFACE - CITY
ALLEGHENY
PHILADELPHIA
60'



55

Willow Grove and Doylestown to Olney Transportation Center



SEPTA

Serving Jenkintown

SERVICE LEVELS (FREQUENCY IN MINUTES)

WEEKDAYS

AM PEAK	15
BASE	20
PM PEAK	15
EARLY EVENING	25
LATE NIGHT	40
OWL	1 TRIP
TOTAL TRIPS	126

SATURDAYS

AM	20
BASE	20
PM	20
EARLY EVENING	40
LATE NIGHT	60
OWL	1 TRIP
TOTAL TRIPS	98

SUNDAYS

AM	35
BASE	30
PM	30
EARLY EVENING	40
LATE NIGHT	60
OWL	1 TRIP
TOTAL TRIPS	73

SERVICE SPAN

4:30A - 4:00A

5:00A - 3:00A

5:00A - 2:30A

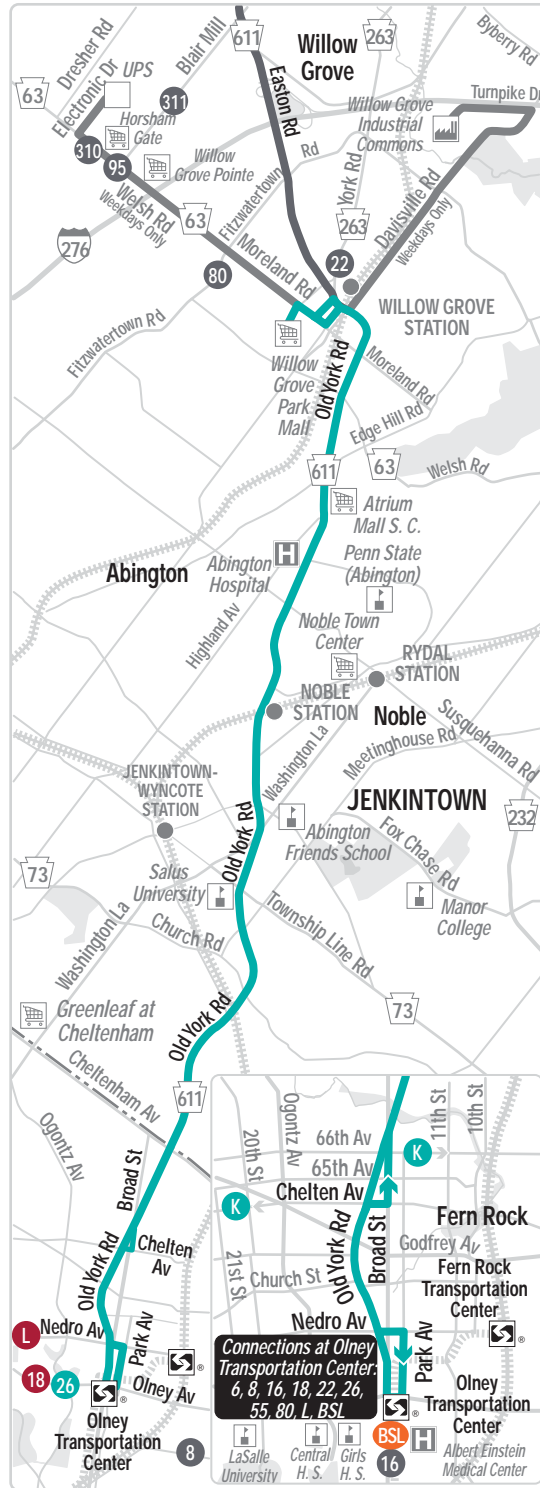
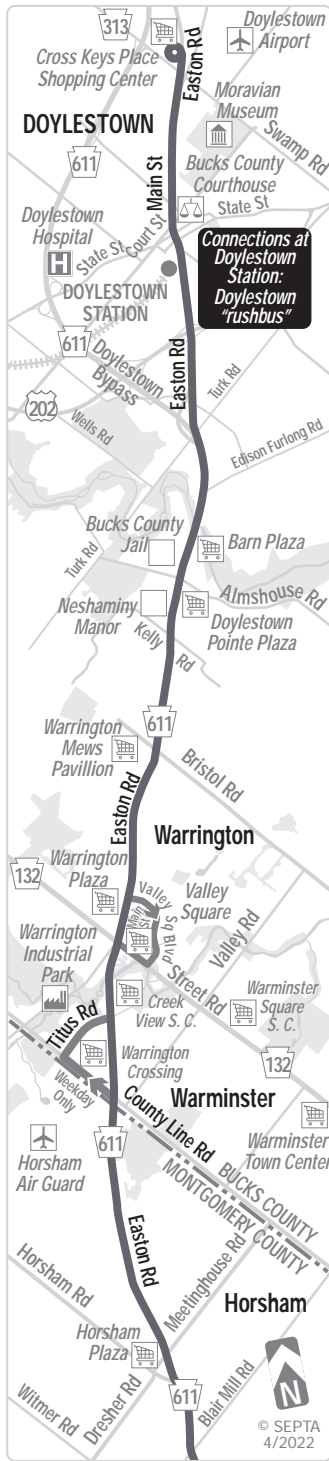
OPERATING STATISTICS

ONE WAY ROUTE MILES (AVG.)	23.1	<u>RANK</u>
DAILY AVERAGE (WK) RIDERSHIP	2,319	44TH
VEHICLE HOURS (ANNUAL)	56,279	
VEHICLE MILES (ANNUAL)	668,030	
PEAK VEHICLES	11	
FULLY ALLOCATED EXPENSES	\$9,171,021	
PASSENGER REVENUE	\$1,084,626	
OPERATING RATIO	12%	63RD
ON TIME % (SEASON)	78%	

CHARACTERISTICS

MODE
DIVISION
OPERATING DISTRICT(S)
COUNTY(S) SERVED
VEHICLE SIZE

BUS
SURFACE - CITY
MIDVALE
PHILADELPHIA, MONTGOMERY, BUCKS
60'



56

23rd-Venango
and Bakers
Centre
to Torresdale-
Cottman



SEPTA
Serving
Nicetown
and Tacony

SERVICE LEVELS (FREQUENCY IN MINUTES)

WEEKDAYS

AM PEAK	7
BASE	15
PM PEAK	7
EARLY EVENING	15
LATE NIGHT	50
OWL	60
TOTAL TRIPS	200

SATURDAYS

AM	20
BASE	20
PM	25
EARLY EVENING	25
LATE NIGHT	50
OWL	60
TOTAL TRIPS	104

SUNDAYS

AM	30
BASE	25
PM	25
EARLY EVENING	30
LATE NIGHT	50
OWL	60
TOTAL TRIPS	90

SERVICE SPAN 24 HOURS

24 HOURS

24 HOURS

OPERATING STATISTICS

ONE WAY ROUTE MILES (AVG.)	8.4	<u>RANK</u>
DAILY AVERAGE (WK) RIDERSHIP	5,318	14TH
VEHICLE HOURS (ANNUAL)	58,318	
VEHICLE MILES (ANNUAL)	512,611	
PEAK VEHICLES	14	
FULLY ALLOCATED EXPENSES	\$9,372,627	
PASSENGER REVENUE	\$1,999,165	
OPERATING RATIO	21%	14TH
ON TIME % (SEASON)	84%	

CHARACTERISTICS

MODE
DIVISION
OPERATING DISTRICT(S)
COUNTY(S) SERVED
VEHICLE SIZE

BUS
SURFACE - CITY
MIDVALE
PHILADELPHIA
40', 60'

57

Whitman Plaza to Rising Sun-Olney or Fern Rock Transportation Center



SEPTA

Serving
South Philadelphia
and Northern
Liberties

SERVICE LEVELS (FREQUENCY IN MINUTES)

WEEKDAYS

AM PEAK	7
BASE	12
PM PEAK	10
EARLY EVENING	30
LATE NIGHT	50
OWL	--
TOTAL TRIPS	173

SATURDAYS

AM	20
BASE	20
PM	20
EARLY EVENING	30
LATE NIGHT	50
OWL	--
TOTAL TRIPS	104

SUNDAYS

AM	20
BASE	20
PM	20
EARLY EVENING	30
LATE NIGHT	50
OWL	--
TOTAL TRIPS	102

SERVICE SPAN

4:30A - 2:00A

4:30A - 2:00A

4:30A - 2:00A

OPERATING STATISTICS

ONE WAY ROUTE MILES (AVG.)	13.6	RANK
DAILY AVERAGE (WK) RIDERSHIP	4,245	23RD
VEHICLE HOURS (ANNUAL)	78,997	
VEHICLE MILES (ANNUAL)	755,998	
PEAK VEHICLES	23	
FULLY ALLOCATED EXPENSES	\$13,855,650	
PASSENGER REVENUE	\$1,814,137	
OPERATING RATIO	13%	52ND
ON TIME % (SEASON)	72%	

CHARACTERISTICS

MODE
DIVISION
OPERATING DISTRICT(S)
COUNTY(S) SERVED
VEHICLE SIZE

BUS
SURFACE - CITY
MIDVALE, SOUTHERN
PHILADELPHIA, MONTGOMERY
40'

58

Neshaminy Mall and Somerton to Frankford Transportation Center



SEPTA

Serving
Northeast
Philadelphia

SERVICE LEVELS (FREQUENCY IN MINUTES)

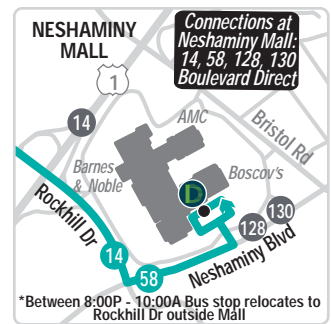
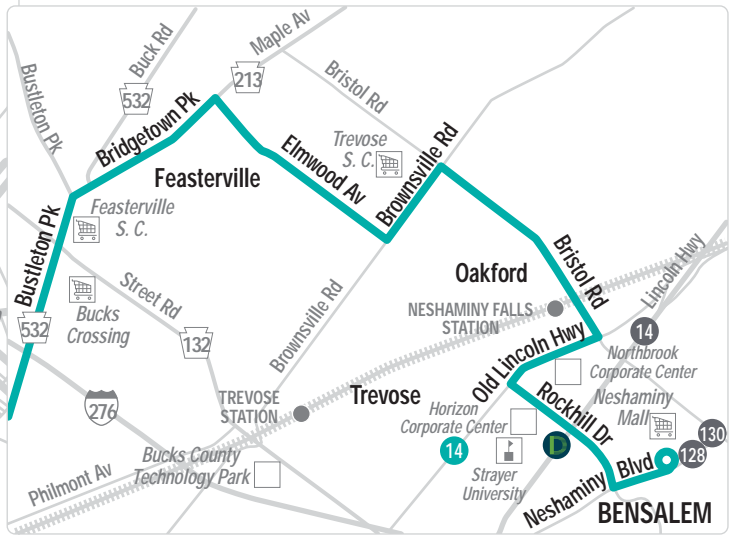
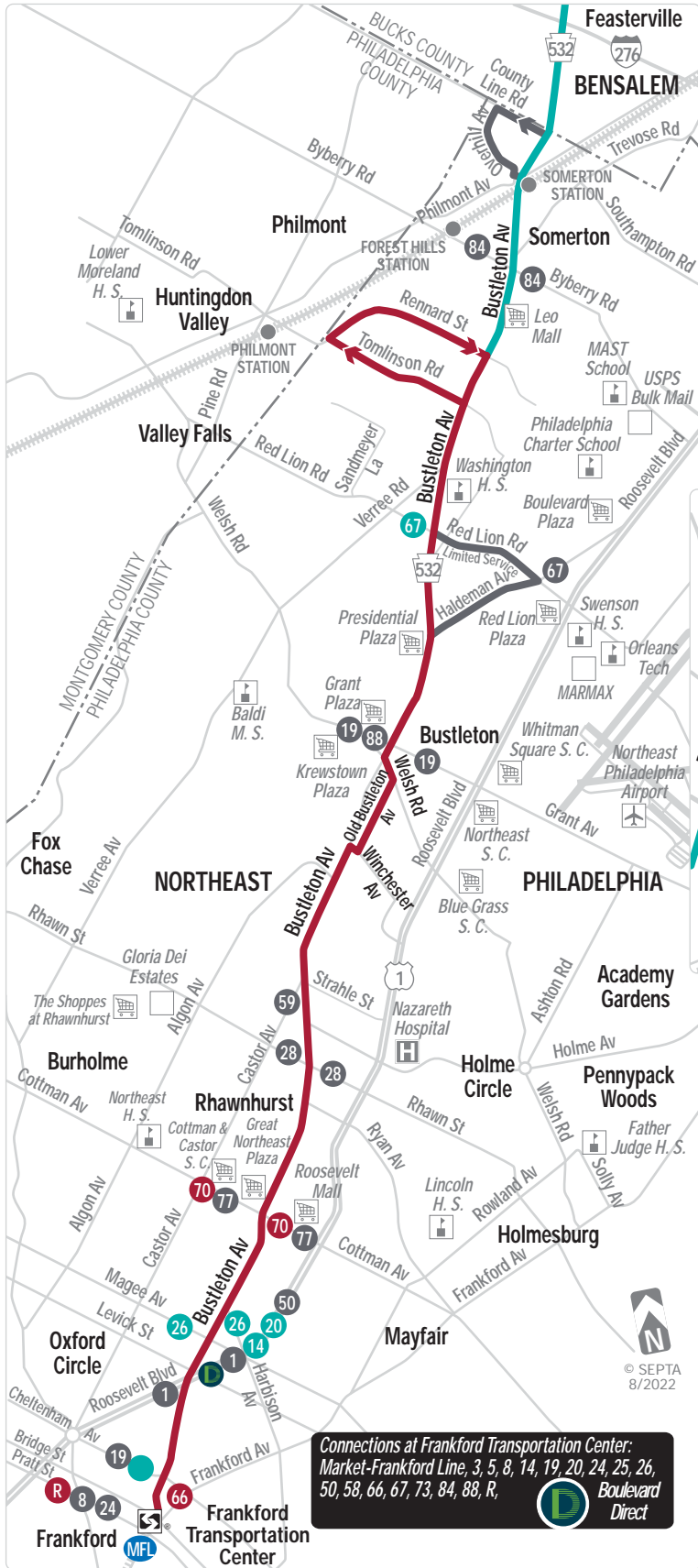
<u>WEEKDAYS</u>	<u>EXP</u>		<u>SATURDAYS</u>		<u>SUNDAYS</u>	
AM PEAK	--	7	AM	20	AM	25
BASE	--	12	BASE	15	BASE	20
PM PEAK	18	8	PM	15	PM	20
EARLY EVENING	--	15	EARLY EVENING	30	EARLY EVENING	30
LATE NIGHT	--	45	LATE NIGHT	45	LATE NIGHT	45
OWL	--	--	OWL	--	OWL	--
TOTAL TRIPS		198	TOTAL TRIPS	129	TOTAL TRIPS	98
SERVICE SPAN		5:00A - 3:00A		5:00A - 3:00A		6:00A - 3:00A

OPERATING STATISTICS

ONE WAY ROUTE MILES (AVG.)	14.9	<u>RANK</u>
DAILY AVERAGE (WK) RIDERSHIP	3,511	31ST
VEHICLE HOURS (ANNUAL)	64,571	
VEHICLE MILES (ANNUAL)	721,909	
PEAK VEHICLES	15	
FULLY ALLOCATED EXPENSES	\$10,882,109	
PASSENGER REVENUE	\$1,655,515	
OPERATING RATIO	15%	40TH
ON TIME % (SEASON)	80%	

CHARACTERISTICS

MODE	BUS
DIVISION	SURFACE - CITY
OPERATING DISTRICT(S)	COMLY
COUNTY(S) SERVED	PHILADELPHIA, BUCKS
VEHICLE SIZE	40'



59

Castor-Bustleton to Arrott Transportation Center



SEPTA

Serving
Northeast
Philadelphia

SERVICE LEVELS (FREQUENCY IN MINUTES)

WEEKDAYS

AM PEAK	10
BASE	20
PM PEAK	10
EARLY EVENING	30
LATE NIGHT	60
OWL	--
TOTAL TRIPS	146

SATURDAYS

AM	30
BASE	20
PM	20
EARLY EVENING	35
LATE NIGHT	60
OWL	--
TOTAL TRIPS	94

SUNDAYS

AM	30
BASE	30
PM	30
EARLY EVENING	35
LATE NIGHT	60
OWL	--
TOTAL TRIPS	76

SERVICE
SPAN

4:00A - 2:00A

4:00A - 2:00A

4:00A - 2:00A

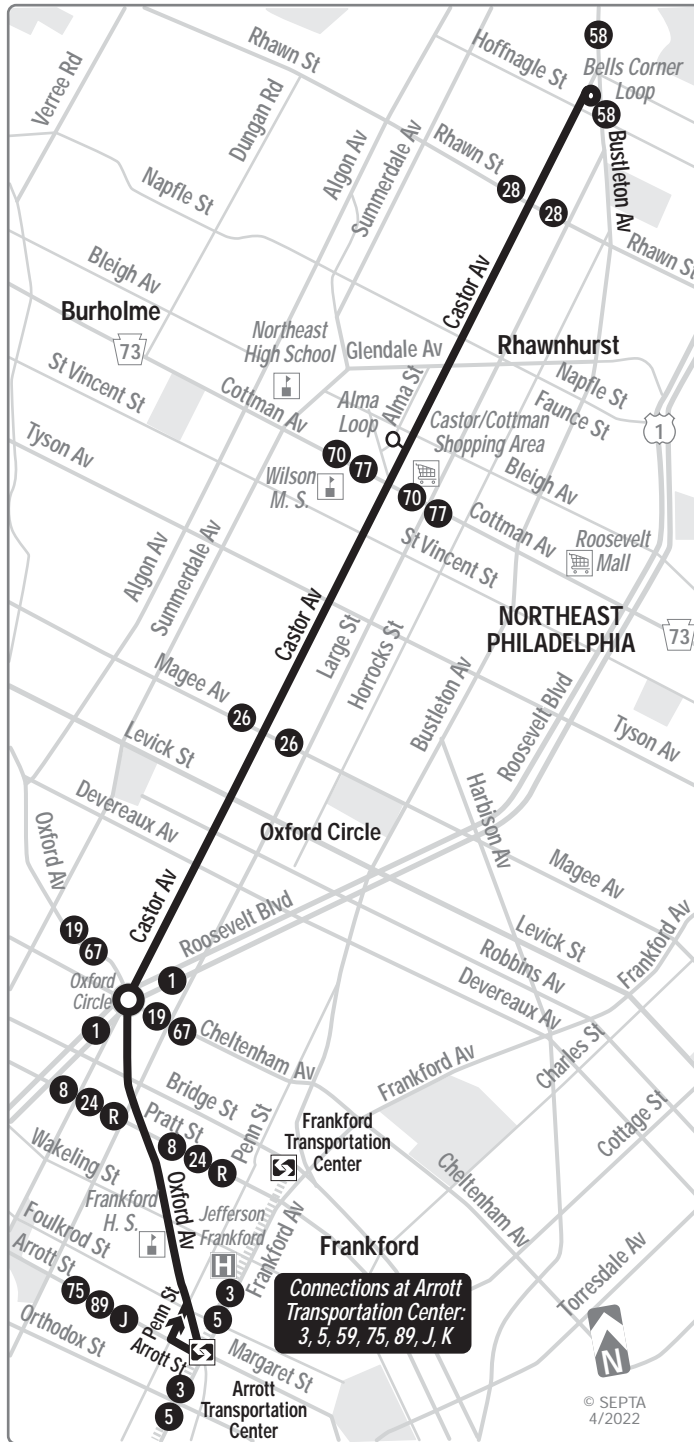
OPERATING STATISTICS

ONE WAY ROUTE MILES (AVG.)	4.1	<u>RANK</u>
DAILY AVERAGE (WK) RIDERSHIP	2,210	47TH
VEHICLE HOURS (ANNUAL)	20,698	
VEHICLE MILES (ANNUAL)	159,707	
PEAK VEHICLES	7	
FULLY ALLOCATED EXPENSES	\$3,647,215	
PASSENGER REVENUE	\$854,387	
OPERATING RATIO	23%	8TH
ON TIME % (SEASON)	90%	

CHARACTERISTICS

MODE
DIVISION
OPERATING DISTRICT(S)
COUNTY(S) SERVED
VEHICLE SIZE

TRACKLESS TROLLEY
SURFACE - CITY
FRANKFORD
PHILADELPHIA
40'



60

35th-Allegheny to Richmond- Westmoreland



SEPTA

Serving
East Falls and
Port Richmond

SERVICE LEVELS (FREQUENCY IN MINUTES)

WEEKDAYS

AM PEAK	10
BASE	15
PM PEAK	10
EARLY EVENING	15
LATE NIGHT	30
OWL	30
TOTAL TRIPS	199

SATURDAYS

AM	25
BASE	15
PM	20
EARLY EVENING	25
LATE NIGHT	30
OWL	30
TOTAL TRIPS	128

SUNDAYS

AM	30
BASE	20
PM	20
EARLY EVENING	30
LATE NIGHT	30
OWL	30
TOTAL TRIPS	116

SERVICE SPAN 24 HOURS

24 HOURS

24 HOURS

OPERATING STATISTICS

ONE WAY ROUTE MILES (AVG.)	5.3	<u>RANK</u>
DAILY AVERAGE (WK) RIDERSHIP	5,213	15TH
VEHICLE HOURS (ANNUAL)	47,068	
VEHICLE MILES (ANNUAL)	353,477	
PEAK VEHICLES	11	
FULLY ALLOCATED EXPENSES	\$7,255,673	
PASSENGER REVENUE	\$1,806,206	
OPERATING RATIO	25%	3RD
ON TIME % (SEASON)	83%	

CHARACTERISTICS

MODE
DIVISION
OPERATING DISTRICT(S)
COUNTY(S) SERVED
VEHICLE SIZE

BUS
SURFACE - CITY
ALLEGHENY
PHILADELPHIA
60'



61

9th-Market to Manayunk



SEPTA

Serving
Center City and
North Philadelphia

SERVICE LEVELS (FREQUENCY IN MINUTES)

WEEKDAYS

AM PEAK	10
BASE	25
PM PEAK	10
EARLY EVENING	30
LATE NIGHT	30
OWL	--
TOTAL TRIPS	124

SATURDAYS

AM	30
BASE	25
PM	25
EARLY EVENING	30
LATE NIGHT	35
OWL	--
TOTAL TRIPS	90

SUNDAYS

AM	30
BASE	30
PM	30
EARLY EVENING	30
LATE NIGHT	35
OWL	--
TOTAL TRIPS	82

SERVICE SPAN

5:00A - 2:00A

5:00A - 2:00A

5:30A - 2:00A

OPERATING STATISTICS

ONE WAY ROUTE MILES (AVG.)	8.3	<u>RANK</u>
DAILY AVERAGE (WK) RIDERSHIP	1,958	54TH
VEHICLE HOURS (ANNUAL)	41,742	
VEHICLE MILES (ANNUAL)	376,092	
PEAK VEHICLES	12	
FULLY ALLOCATED EXPENSES	\$7,193,079	
PASSENGER REVENUE	834,729	
OPERATING RATIO	12%	64TH
ON TIME % (SEASON)	77%	

CHARACTERISTICS

MODE
DIVISION
OPERATING DISTRICT(S)
COUNTY(S) SERVED
VEHICLE SIZE

BUS
SURFACE - CITY
MIDVALE
PHILADELPHIA
40'



62

9th-Market to Andorra



SEPTA

Serving
Center City,
Manayunk and
Roxborough

SERVICE LEVELS (FREQUENCY IN MINUTES)

WEEKDAYS

AM PEAK	4 TRIPS
BASE	--
PM PEAK	4 TRIPS
EARLY EVENING	--
LATE NIGHT	--
OWL	--
TOTAL TRIPS	8

SATURDAYS

AM	--
BASE	--
PM	--
EARLY EVENING	--
LATE NIGHT	--
OWL	--
TOTAL TRIPS	--

SUNDAYS

AM	--
BASE	--
PM	--
EARLY EVENING	--
LATE NIGHT	--
OWL	--
TOTAL TRIPS	--

SERVICE SPAN 6:00A - 6:30P

NO SERVICE

NO SERVICE

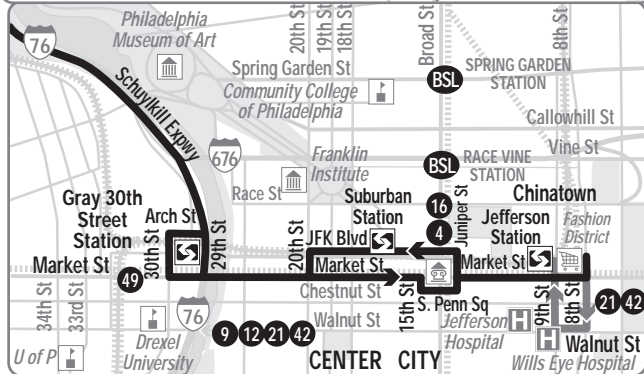
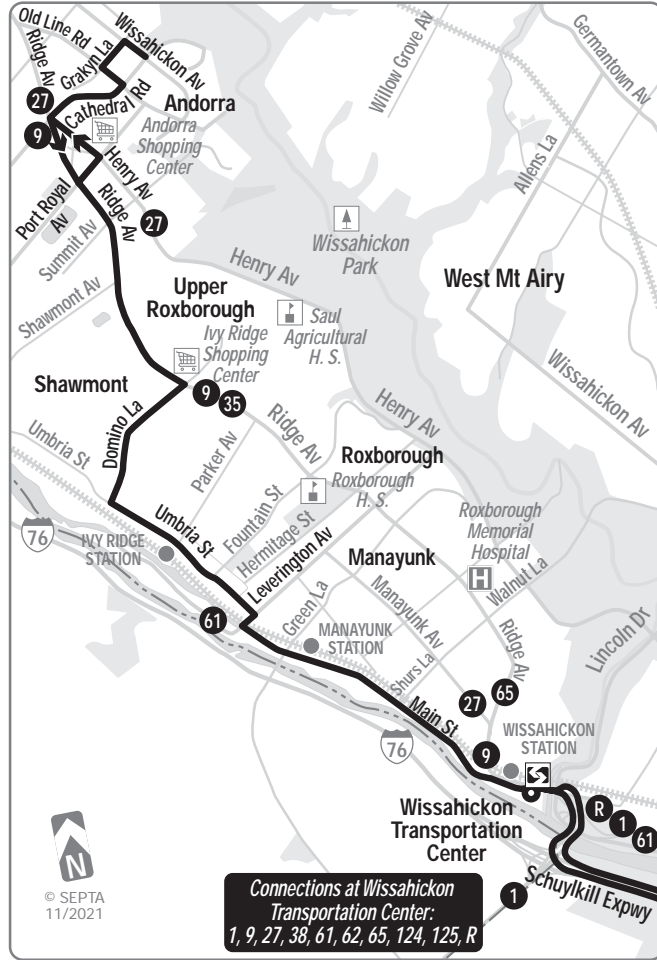
OPERATING STATISTICS

ONE WAY ROUTE MILES (AVG.)	13.2	<u>RANK</u>
DAILY AVERAGE (WK) RIDERSHIP	56	88TH
VEHICLE HOURS (ANNUAL)	3,569	
VEHICLE MILES (ANNUAL)	28,305	
PEAK VEHICLES	3	
FULLY ALLOCATED EXPENSES	\$1,046,115	
PASSENGER REVENUE	\$20,834	
OPERATING RATIO	2%	87TH
ON TIME % (SEASON)	78%	

CHARACTERISTICS

MODE
DIVISION
OPERATING DISTRICT(S)
COUNTY(S) SERVED
VEHICLE SIZE

BUS
SURFACE - CITY
MIDVALE
PHILADELPHIA
40'



64

50th-Parkside to Pier 70



SEPTA

Serving
South and West
Philadelphia

SERVICE LEVELS (FREQUENCY IN MINUTES)

WEEKDAYS

AM PEAK	12
BASE	20
PM PEAK	15
EARLY EVENING	20
LATE NIGHT	45
OWL	--
TOTAL TRIPS	121

SATURDAYS

AM	30
BASE	30
PM	30
EARLY EVENING	30
LATE NIGHT	45
OWL	--
TOTAL TRIPS	72

SUNDAYS

AM	30
BASE	30
PM	30
EARLY EVENING	30
LATE NIGHT	--
OWL	--
TOTAL TRIPS	67

SERVICE
SPAN

6:00A - 12:30A

6:00A - 1:00A

6:00A - 11:00P

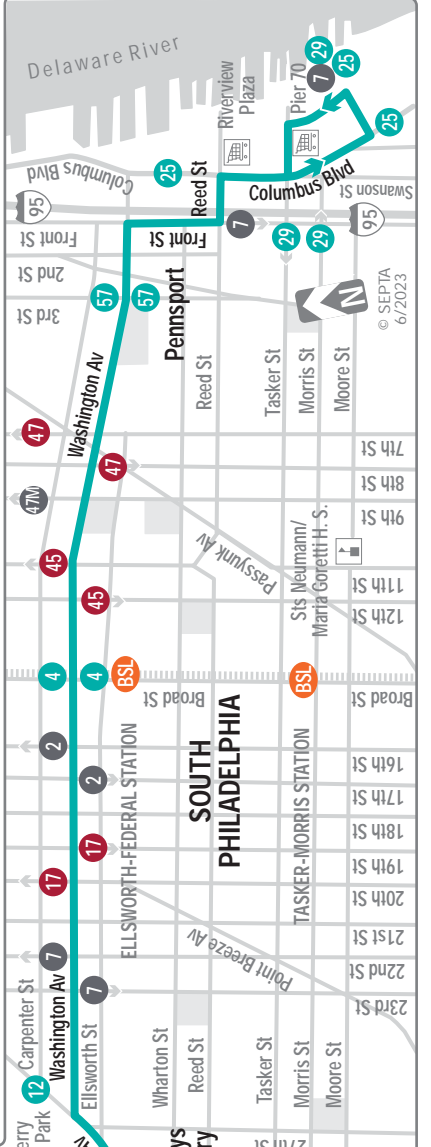
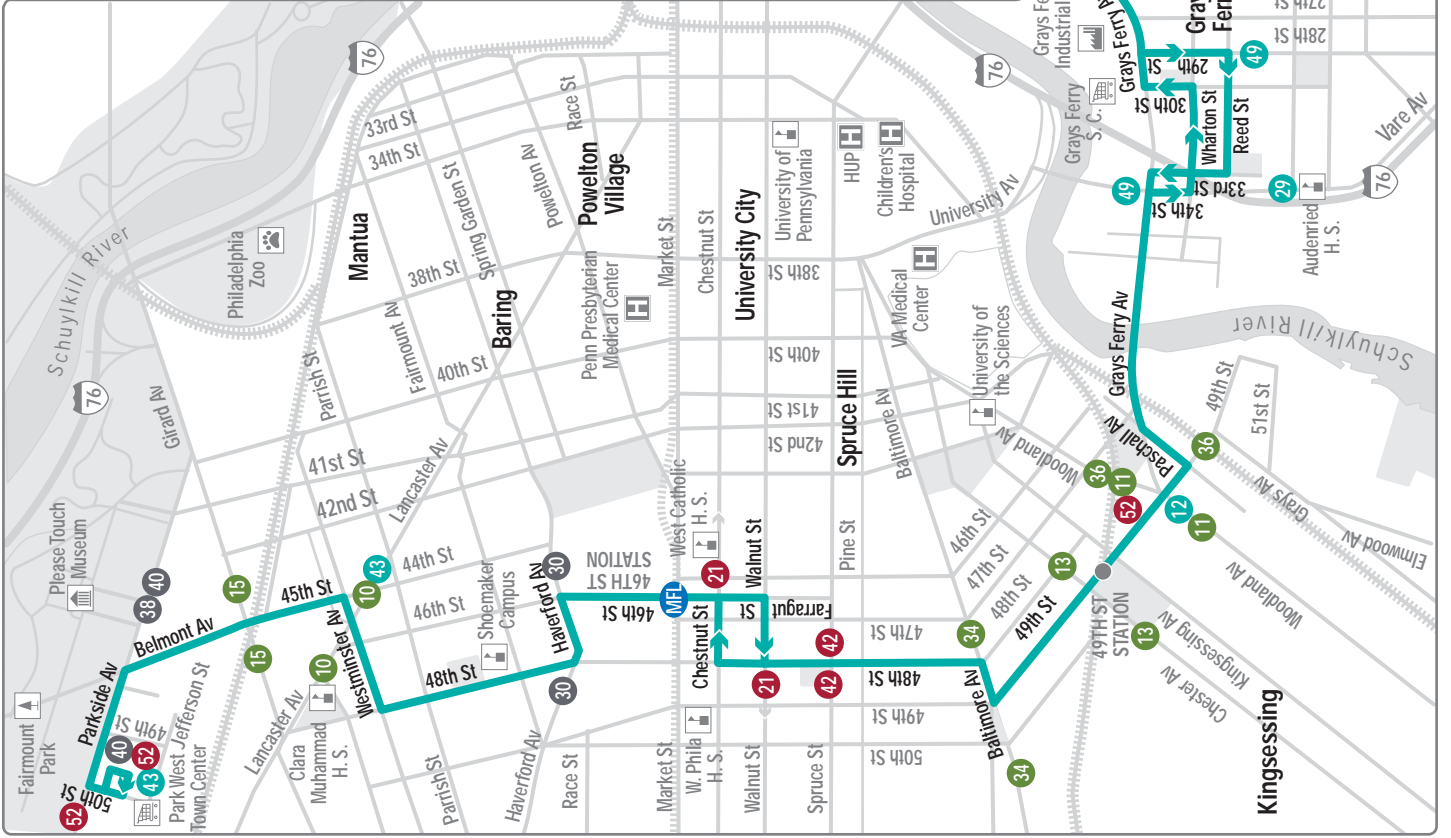
OPERATING STATISTICS

ONE WAY ROUTE MILES (AVG.)	9.0	<u>RANK</u>
DAILY AVERAGE (WK) RIDERSHIP	2,686	39TH
VEHICLE HOURS (ANNUAL)	43,205	
VEHICLE MILES (ANNUAL)	389,279	
PEAK VEHICLES	12	
FULLY ALLOCATED EXPENSES	\$7,350,073	
PASSENGER REVENUE	\$1,217,408	
OPERATING RATIO	17%	35TH
ON TIME % (SEASON)	78%	

CHARACTERISTICS

MODE
DIVISION
OPERATING DISTRICT(S)
COUNTY(S) SERVED
VEHICLE SIZE

BUS
SURFACE - CITY
SOUTHERN
PHILADELPHIA
40'



© SEPTA
6/2023

65

Germantown- Cheltenham to 69th Street Transportation Center



SEPTA

Serving Bala
and Overbrook

SERVICE LEVELS (FREQUENCY IN MINUTES)

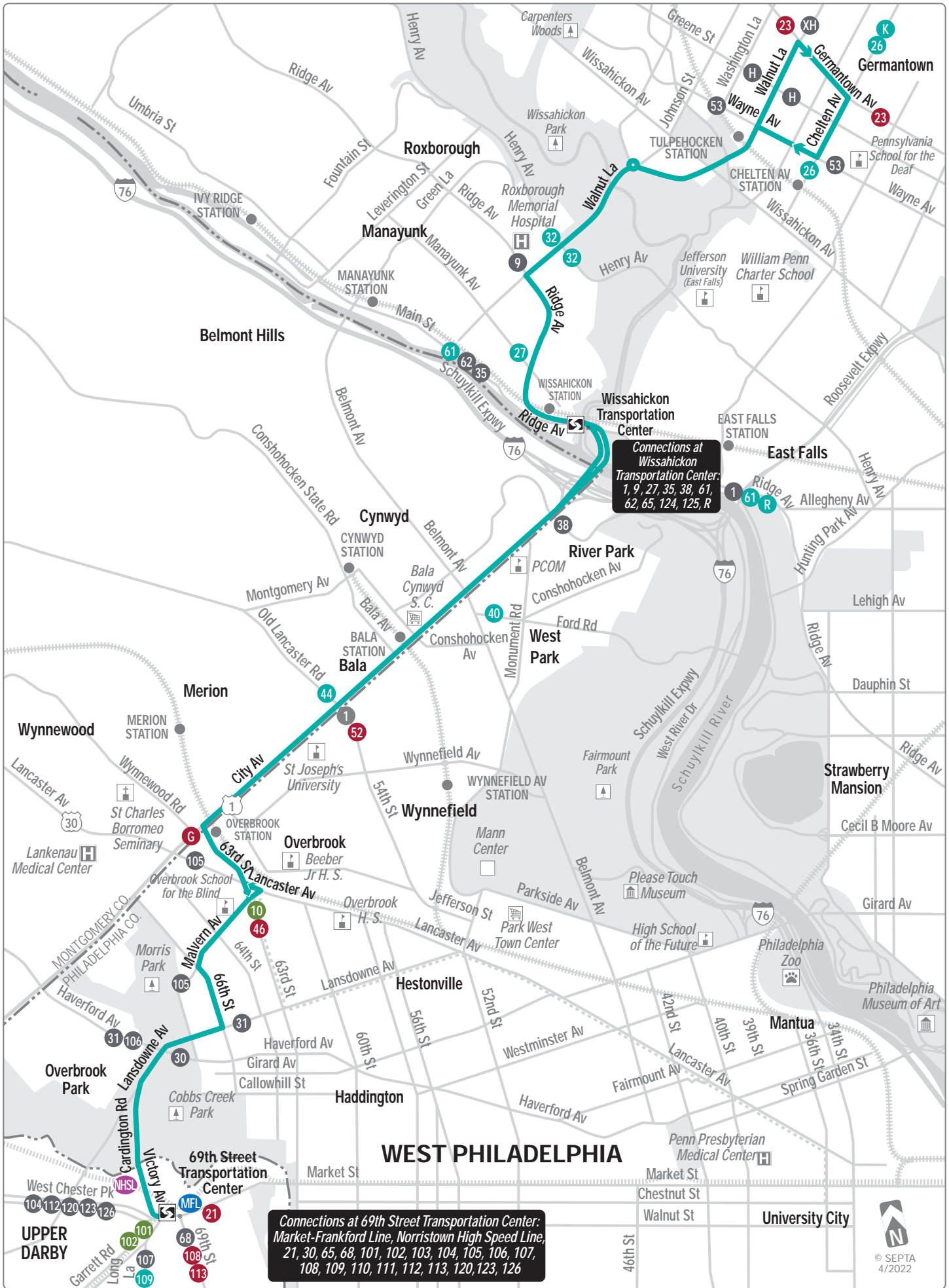
<u>WEEKDAYS</u>		<u>SATURDAYS</u>		<u>SUNDAYS</u>	
AM PEAK	8	AM	20	AM	25
BASE	18	BASE	15	BASE	20
PM PEAK	9	PM	20	PM	25
EARLY EVENING	20	EARLY EVENING	20	EARLY EVENING	30
LATE NIGHT	30	LATE NIGHT	30	LATE NIGHT	30
OWL	--	OWL	--	OWL	--
TOTAL TRIPS	183	TOTAL TRIPS	117	TOTAL TRIPS	95
SERVICE SPAN	4:30A - 2:00A	5:00A - 1:30A		5:00A - 1:30A	

OPERATING STATISTICS

		<u>RANK</u>
ONE WAY ROUTE MILES (AVG.)	9.4	
DAILY AVERAGE (WK) RIDERSHIP	3,847	27TH
VEHICLE HOURS (ANNUAL)	52,841	
VEHICLE MILES (ANNUAL)	578,612	
PEAK VEHICLES	12	
FULLY ALLOCATED EXPENSES	\$8,794,373	
PASSENGER REVENUE	\$1,840,749	
OPERATING RATIO	21%	15TH
ON TIME % (SEASON)	80%	

CHARACTERISTICS

MODE	BUS
DIVISION	SURFACE - CITY
OPERATING DISTRICT(S)	CALLOWHILL
COUNTY(S) SERVED	PHILADELPHIA, MONTGOMERY, DELAWARE
VEHICLE SIZE	40'



66

Frankford-Knights to Frankford Transportation Center



SEPTA

Serving Northeast Philadelphia

SERVICE LEVELS (FREQUENCY IN MINUTES)

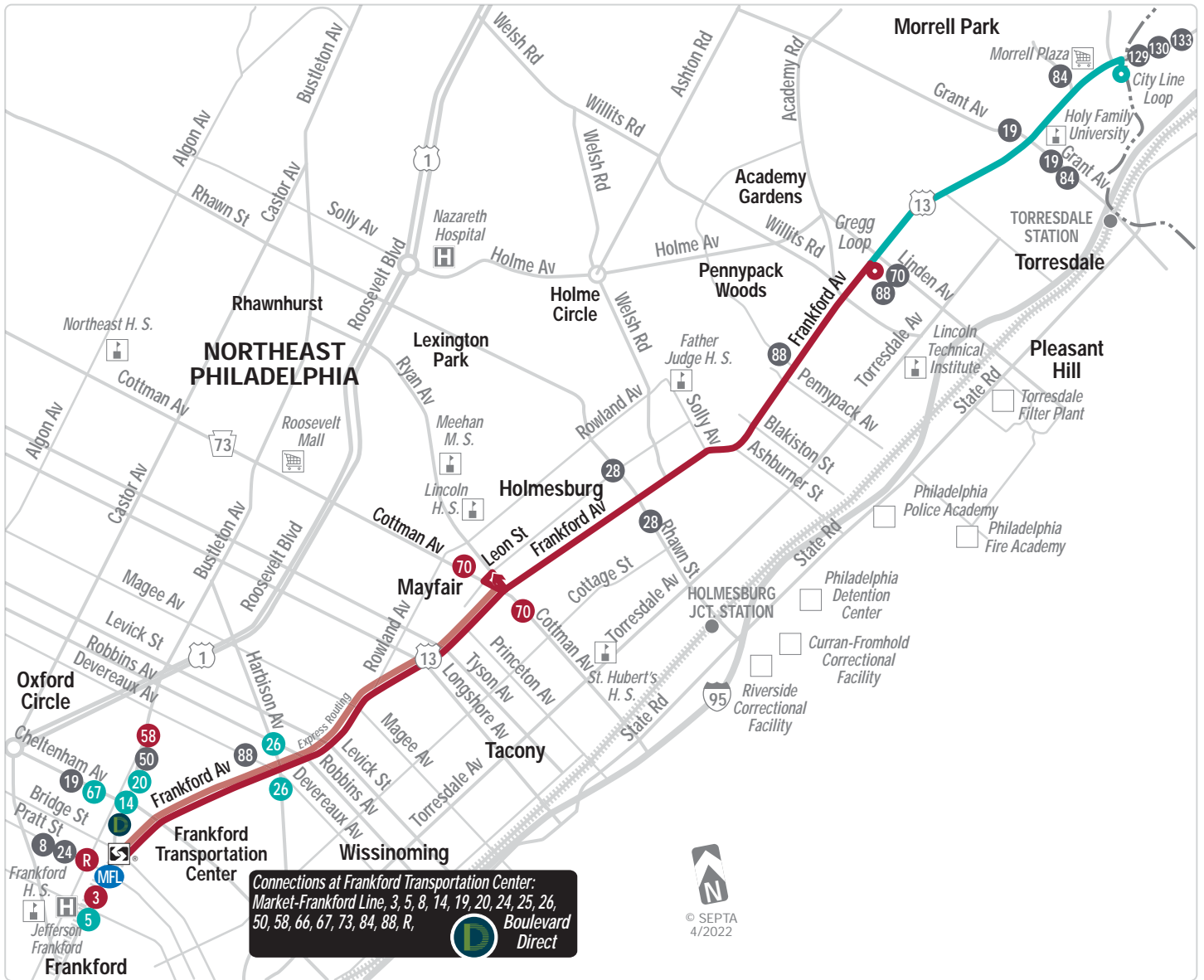
WEEKDAYS	EXP		SATURDAYS		SUNDAYS	
AM PEAK	12	4	AM	15	AM	16
BASE	--	10	BASE	12	BASE	16
PM PEAK	15	5	PM	12	PM	16
EARLY EVENING	--	15	EARLY EVENING	20	EARLY EVENING	25
LATE NIGHT	--	30	LATE NIGHT	30	LATE NIGHT	30
OWL	--	35	OWL	35	OWL	35
TOTAL TRIPS		308	TOTAL TRIPS	178	TOTAL TRIPS	144
SERVICE SPAN	24 HOURS		24 HOURS		24 HOURS	

OPERATING STATISTICS

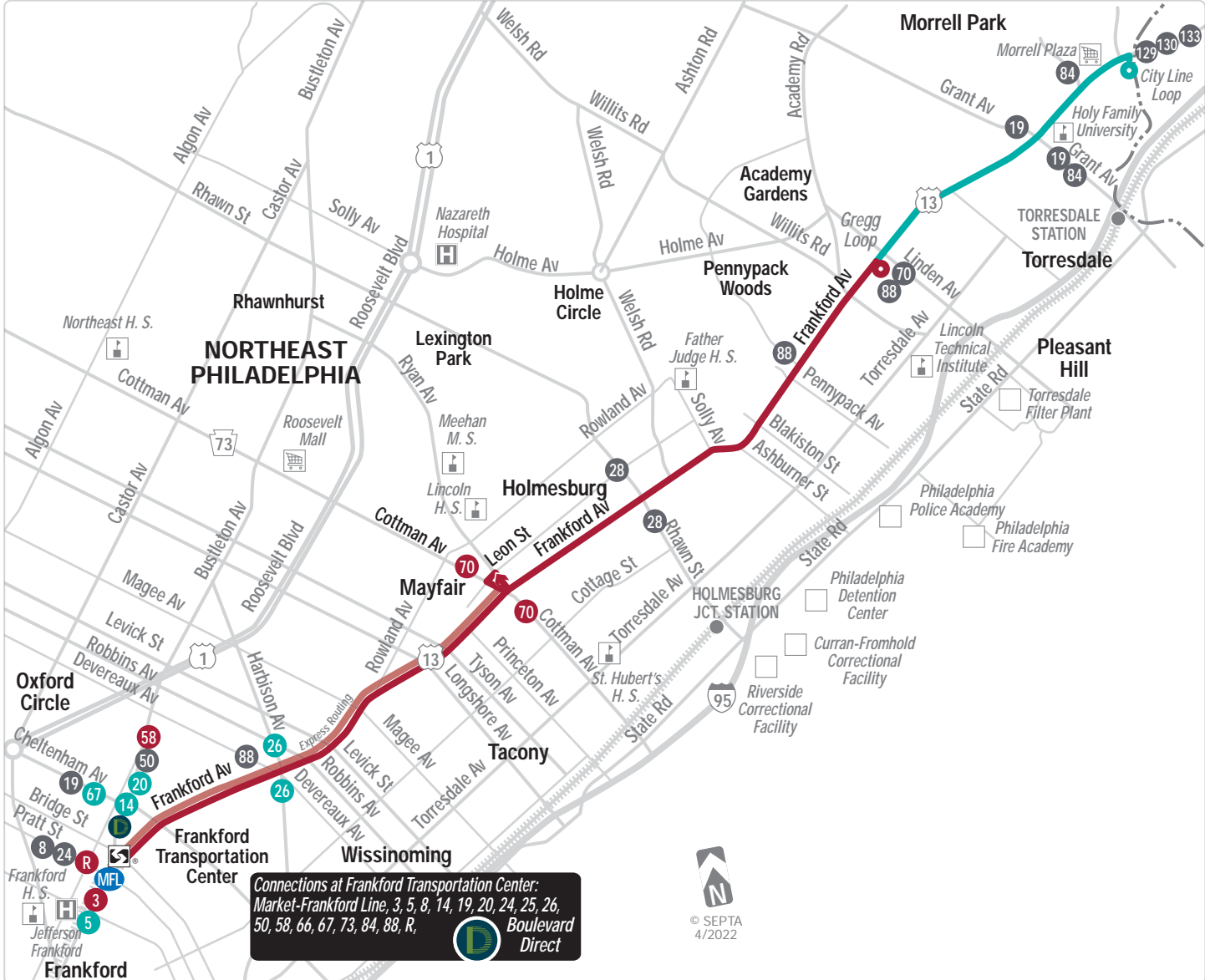
ONE WAY ROUTE MILES (AVG.)	7.1	<u>RANK</u>
DAILY AVERAGE (WK) RIDERSHIP	4,876	20TH
VEHICLE HOURS (ANNUAL)	47,433	
VEHICLE MILES (ANNUAL)	409,538	
PEAK VEHICLES	15	
FULLY ALLOCATED EXPENSES	\$8,255,611	
PASSENGER REVENUE	\$1,884,798	
OPERATING RATIO	23%	11TH
ON TIME % (SEASON)	83%	

CHARACTERISTICS

MODE	TRACKLESS TROLLEY
DIVISION	SURFACE - CITY
OPERATING DISTRICT(S)	FRANKFORD
COUNTY(S) SERVED	PHILADELPHIA
VEHICLE SIZE	40'



NORTHEAST PHILADELPHIA



Connections at Frankford Transportation Center:
 Market-Frankford Line, 3, 5, 8, 14, 19, 20, 24, 25, 26, 50, 58, 66, 67, 73, 84, 88, R, Boulevard Direct

© SEPTA
4/2022

67

Philadelphia Mills and Bustleton to Frankford Transportation Center



SEPTA

Serving
Northeast
Philadelphia

SERVICE LEVELS (FREQUENCY IN MINUTES)

WEEKDAYS

AM PEAK	10
BASE	30
PM PEAK	13
EARLY EVENING	30
LATE NIGHT	45
OWL	--
TOTAL TRIPS	132

SATURDAYS

AM	30
BASE	30
PM	30
EARLY EVENING	30
LATE NIGHT	45
OWL	--
TOTAL TRIPS	77

SUNDAYS

AM	30
BASE	30
PM	30
EARLY EVENING	30
LATE NIGHT	45
OWL	--
TOTAL TRIPS	77

SERVICE
SPAN

4:30A - 3:00A

5:30A - 3:00A

5:30A - 3:00A

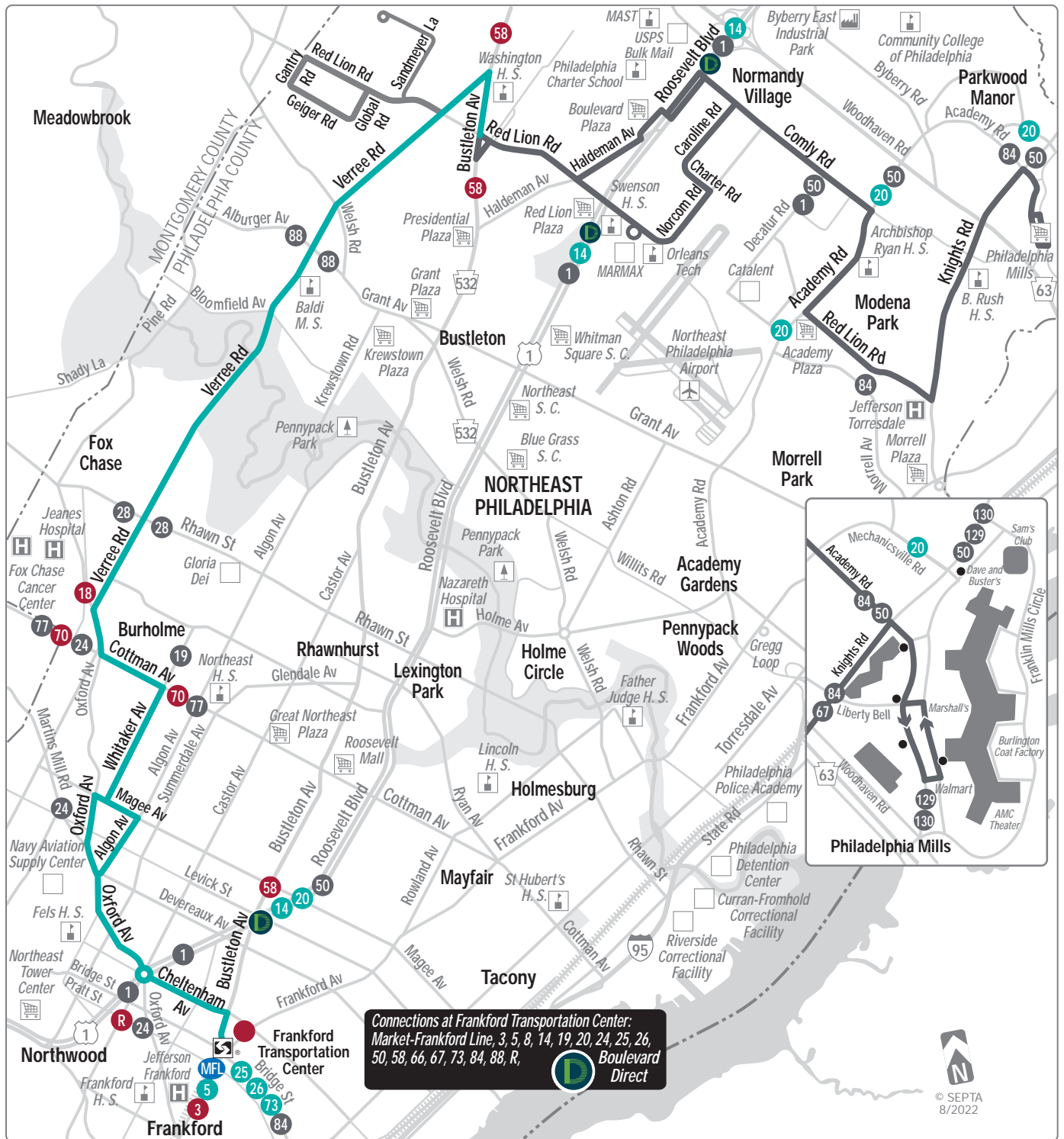
OPERATING STATISTICS

ONE WAY ROUTE MILES (AVG.)	16.3	<u>RANK</u>
DAILY AVERAGE (WK) RIDERSHIP	1,659	57TH
VEHICLE HOURS (ANNUAL)	39,182	
VEHICLE MILES (ANNUAL)	483,117	
PEAK VEHICLES	17	
FULLY ALLOCATED EXPENSES	\$8,570,226	
PASSENGER REVENUE	\$900,881	
OPERATING RATIO	11%	70TH
ON TIME % (SEASON)	80%	

CHARACTERISTICS

MODE
DIVISION
OPERATING DISTRICT(S)
COUNTY(S) SERVED
VEHICLE SIZE

BUS
SURFACE - CITY
COMLY, FRANKFORD
PHILADELPHIA
40'



68

Broad-Oregon to UPS or 69th Street Transportation Center



SEPTA

Serving
South Philadelphia,
PNC Operations,
USPS Eastwick
and Yeadon

SERVICE LEVELS (FREQUENCY IN MINUTES)

WEEKDAYS

AM PEAK	30
BASE	60
PM PEAK	30
EARLY EVENING	60
LATE NIGHT	60
OWL	8 TRIPS
TOTAL TRIPS	82

SATURDAYS

AM	70
BASE	70
PM	70
EARLY EVENING	70
LATE NIGHT	70
OWL	8 TRIPS
TOTAL TRIPS	40

SUNDAYS

AM	70
BASE	70
PM	70
EARLY EVENING	70
LATE NIGHT	70
OWL	8 TRIPS
TOTAL TRIPS	33

SERVICE
SPAN

3:00A - 4:00A

3:00A - 12:00A

5:30A - 12:00A

OPERATING STATISTICS

ONE WAY ROUTE MILES (AVG.)	22.4	<u>RANK</u>
DAILY AVERAGE (WK) RIDERSHIP	1,188	67TH
VEHICLE HOURS (ANNUAL)	24,538	
VEHICLE MILES (ANNUAL)	405,865	
PEAK VEHICLES	5	
FULLY ALLOCATED EXPENSES	\$4,503,533	
PASSENGER REVENUE	\$465,198	
OPERATING RATIO	10%	72ND
*ON TIME % (SEASON)	85%	

CHARACTERISTICS

MODE
DIVISION
OPERATING DISTRICT(S)
COUNTY(S) SERVED
VEHICLE SIZE

BUS
SURFACE - CITY
SOUTHERN
PHILADELPHIA, DELAWARE
40'

70

Frankford-Gregg or Torresdale- Cottman to Fern Rock Transportation Center



SEPTA

Serving
Torresdale
and Tacony

SERVICE LEVELS (FREQUENCY IN MINUTES)

WEEKDAYS

AM PEAK	9
BASE	15
PM PEAK	10
EARLY EVENING	15
LATE NIGHT	30
OWL	--
TOTAL TRIPS	175

SATURDAYS

AM	30
BASE	18
PM	18
EARLY EVENING	20
LATE NIGHT	30
OWL	--
TOTAL TRIPS	115

SUNDAYS

AM	30
BASE	18
PM	22
EARLY EVENING	35
LATE NIGHT	35
OWL	--
TOTAL TRIPS	95

SERVICE SPAN

5:00A - 3:00A

5:30A - 3:00A

5:30A - 3:00A

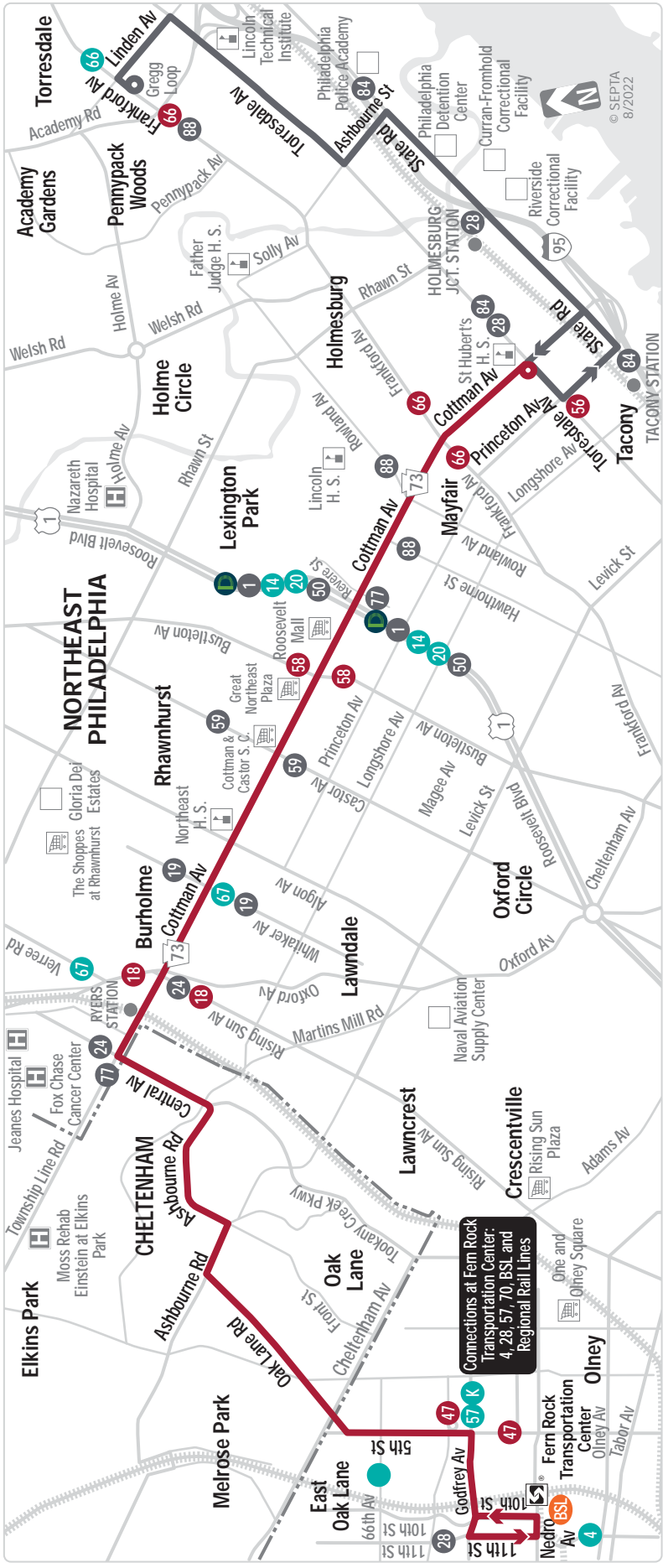
OPERATING STATISTICS

ONE WAY ROUTE MILES (AVG.)	11.6	<u>RANK</u>
DAILY AVERAGE (WK) RIDERSHIP	3,254	33RD
VEHICLE HOURS (ANNUAL)	52,075	
VEHICLE MILES (ANNUAL)	531,161	
PEAK VEHICLES	13	
FULLY ALLOCATED EXPENSES	\$8,776,046	
PASSENGER REVENUE	\$1,643,828	
OPERATING RATIO	19%	26TH
ON TIME % (SEASON)	86%	

CHARACTERISTICS

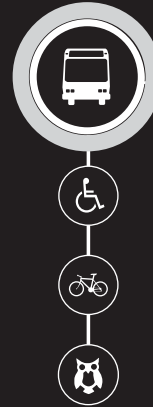
MODE
DIVISION
OPERATING DISTRICT(S)
COUNTY(S) SERVED
VEHICLE SIZE

BUS
SURFACE - CITY
COMLY
PHILADELPHIA, MONTGOMERY
40'



73

Richmond- Westmoreland to Frankford Transportation Center



 SEPTA

Serving
Port Richmond

SERVICE LEVELS (FREQUENCY IN MINUTES)

WEEKDAYS

AM PEAK	16
BASE	20
PM PEAK	16
EARLY EVENING	30
LATE NIGHT	40
OWL	60
TOTAL TRIPS	125

SATURDAYS

AM	30
BASE	30
PM	30
EARLY EVENING	30
LATE NIGHT	40
OWL	60
TOTAL TRIPS	86

SUNDAYS

AM	30
BASE	30
PM	30
EARLY EVENING	30
LATE NIGHT	40
OWL	60
TOTAL TRIPS	86

SERVICE
SPAN

24 HOURS

24 HOURS

24 HOURS

OPERATING STATISTICS

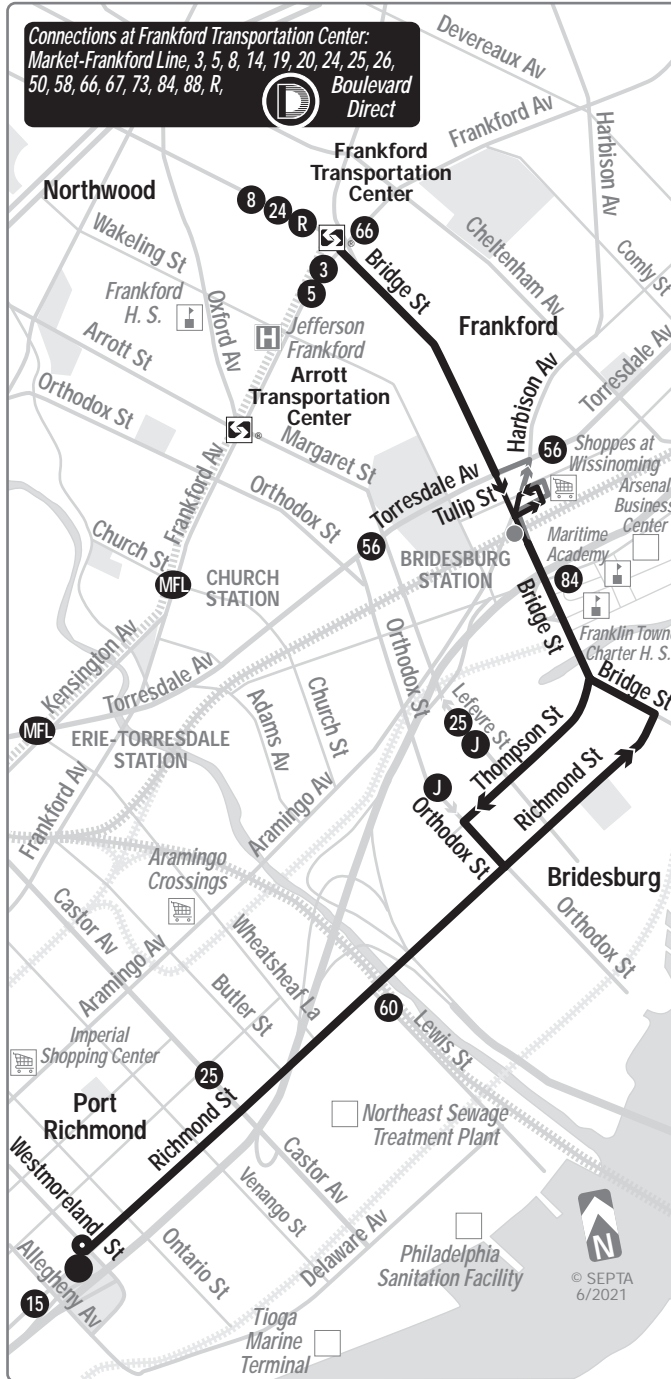
ONE WAY ROUTE MILES (AVG.)	4.5	<u>RANK</u>
DAILY AVERAGE (WK) RIDERSHIP	960	72ND
VEHICLE HOURS (ANNUAL)	20,452	
VEHICLE MILES (ANNUAL)	180,795	
PEAK VEHICLES	5	
FULLY ALLOCATED EXPENSES	\$3,311,468	
PASSENGER REVENUE	\$464,077	
OPERATING RATIO	14%	45TH
ON TIME % (SEASON)	74%	

CHARACTERISTICS

MODE
DIVISION
OPERATING DISTRICT(S)
COUNTY(S) SERVED
VEHICLE SIZE

BUS
SURFACE - CITY
FRANKFORD
PHILADELPHIA
40'

Connections at Frankford Transportation Center:
 Market-Frankford Line, 3, 5, 8, 14, 19, 20, 24, 25, 26,
 50, 58, 66, 67, 73, 84, 88, R,
 Boulevard Direct



75

Wayne Junction to Arrott Transportation Center



SEPTA
Serving
Nicetown

SERVICE LEVELS (FREQUENCY IN MINUTES)

WEEKDAYS

AM PEAK	15
BASE	20
PM PEAK	12
EARLY EVENING	30
LATE NIGHT	60
OWL	---
TOTAL TRIPS	116

SATURDAYS

AM	30
BASE	30
PM	30
EARLY EVENING	40
LATE NIGHT	60
OWL	--
TOTAL TRIPS	72

SUNDAYS

AM	30
BASE	30
PM	30
EARLY EVENING	40
LATE NIGHT	60
OWL	--
TOTAL TRIPS	72

SERVICE SPAN

5:00A - 2:00A

5:00A - 2:00A

5:00A - 2:00A

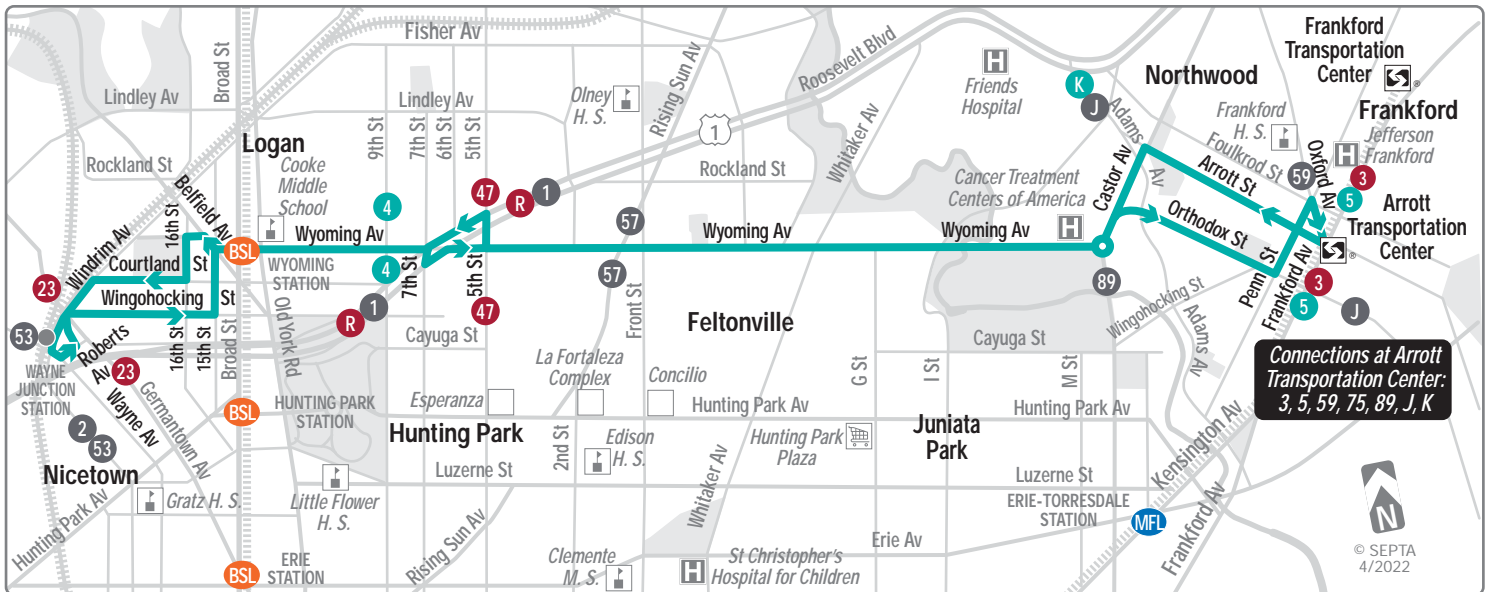
OPERATING STATISTICS

ONE WAY ROUTE MILES (AVG.)	4.7	<u>RANK</u>
DAILY AVERAGE (WK) RIDERSHIP	1,417	64TH
VEHICLE HOURS (ANNUAL)	18,156	
VEHICLE MILES (ANNUAL)	148,666	
PEAK VEHICLES	7	
FULLY ALLOCATED EXPENSES	\$3,429,953	
PASSENGER REVENUE	\$547,923	
OPERATING RATIO	16%	37TH
ON TIME % (SEASON)	84%	

CHARACTERISTICS

MODE
DIVISION
OPERATING DISTRICT(S)
COUNTY(S) SERVED
VEHICLE SIZE

TRACKLESS TROLLEY
SURFACE - CITY
FRANKFORD
PHILADELPHIA
40'



77

Roosevelt- St Vincent to Chestnut Hill



 SEPTA

Serving
Jenkintown

SERVICE LEVELS (FREQUENCY IN MINUTES)

WEEKDAYS

AM PEAK	60
BASE	60
PM PEAK	60
EARLY EVENING	--
LATE NIGHT	--
OWL	--
TOTAL TRIPS	26

SATURDAYS

AM	60
BASE	60
PM	60
EARLY EVENING	--
LATE NIGHT	--
OWL	--
TOTAL TRIPS	26

SUNDAYS

AM	--
BASE	60
PM	60
EARLY EVENING	--
LATE NIGHT	--
OWL	--
TOTAL TRIPS	18

SERVICE
SPAN

6:00A - 7:30P

6:30A - 7:30P

9:30A - 6:30P

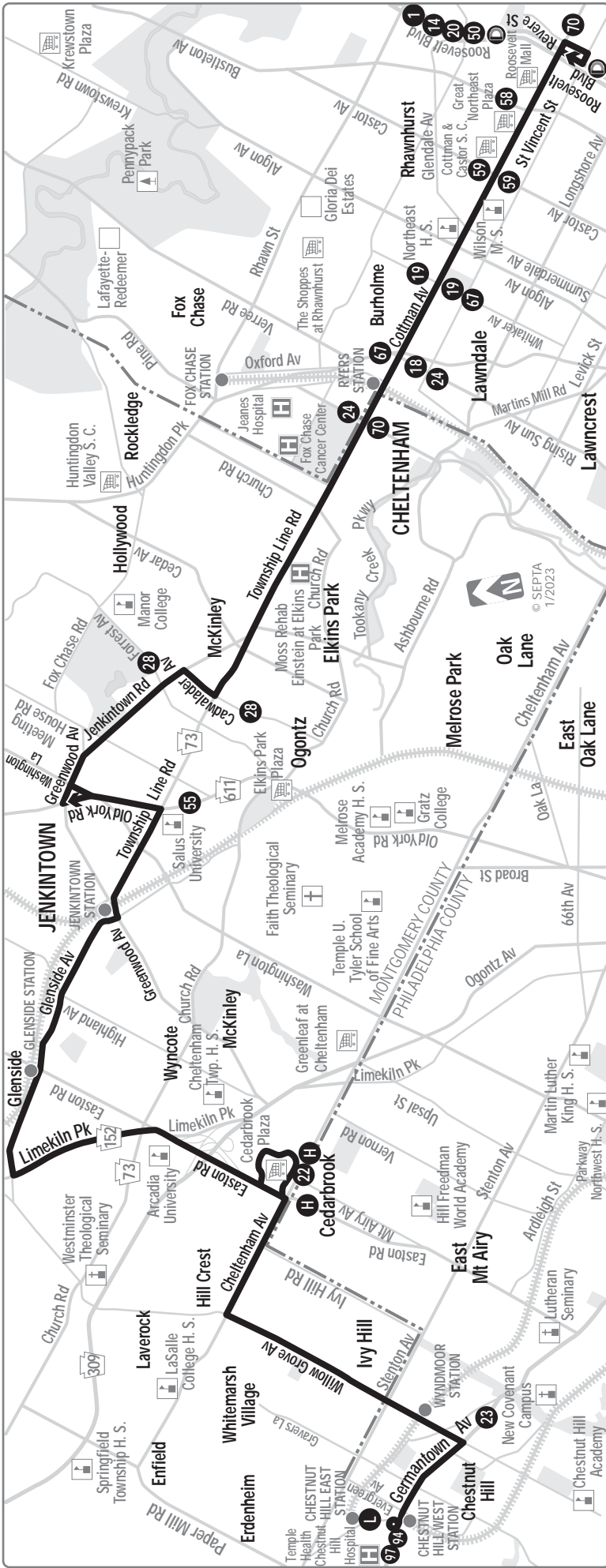
OPERATING STATISTICS

ONE WAY ROUTE MILES (AVG.)	14.2	<u>RANK</u>
DAILY AVERAGE (WK) RIDERSHIP	379	85TH
VEHICLE HOURS (ANNUAL)	14,622	
VEHICLE MILES (ANNUAL)	156,102	
PEAK VEHICLES	3	
FULLY ALLOCATED EXPENSES	\$2,345,219	
PASSENGER REVENUE	\$192,303	
OPERATING RATIO	8%	81ST
ON TIME % (SEASON)	78%	

CHARACTERISTICS

MODE
DIVISION
OPERATING DISTRICT(S)
COUNTY(S) SERVED
VEHICLE SIZE

BUS
SURFACE - CITY
MIDVALE
PHILADELPHIA, MONTGOMERY
40'



78

Express Cornwells Heights to Center City



SEPTA

SERVICE LEVELS (FREQUENCY IN MINUTES)

WEEKDAYS

AM PEAK	--
BASE	--
PM PEAK	--
EARLY EVENING	--
LATE NIGHT	2
OWL	--
TOTAL TRIPS	2

SATURDAYS

AM	--
BASE	--
PM	--
EARLY EVENING	--
LATE NIGHT	--
OWL	--
TOTAL TRIPS	--

SUNDAYS

AM	--
BASE	--
PM	--
EARLY EVENING	--
LATE NIGHT	--
OWL	--
TOTAL TRIPS	--

SERVICE SPAN 12:30A - 2:00A

NO SERVICE

NO SERVICE

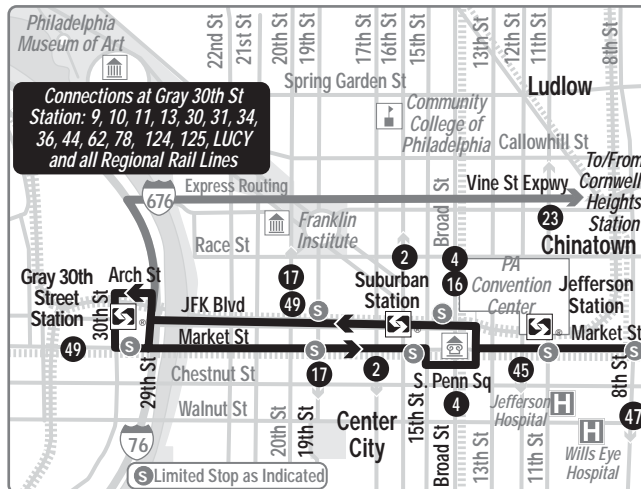
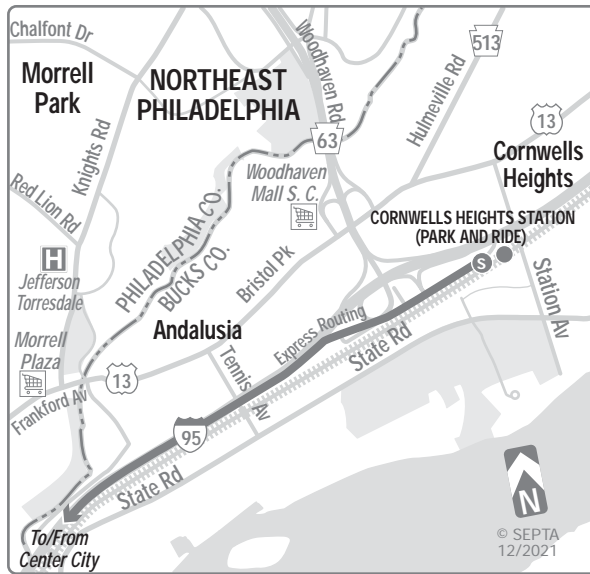
OPERATING STATISTICS

ONE WAY ROUTE MILES (AVG.)	19.0	<u>RANK</u>
DAILY AVERAGE (WK) RIDERSHIP	28	89TH
VEHICLE HOURS (ANNUAL)	1,571	
VEHICLE MILES (ANNUAL)	30,296	
PEAK VEHICLES	2	
FULLY ALLOCATED EXPENSES	\$685,582	
PASSENGER REVENUE	\$4,253	
OPERATING RATIO	1%	88TH
ON TIME % (SEASON)	N/A	

CHARACTERISTICS

MODE
DIVISION
OPERATING DISTRICT(S)
COUNTY(S) SERVED
VEHICLE SIZE

BUS
SURFACE - CITY
COMLY
BUCKS, PHILADELPHIA
60'



79

Columbus Commons to 29th-Snyder



SEPTA

Serving South Philadelphia and Point Breeze

SERVICE LEVELS (FREQUENCY IN MINUTES)

WEEKDAYS

AM PEAK	10
BASE	15
PM PEAK	10
EARLY EVENING	15
LATE NIGHT	50
OWL	60
TOTAL TRIPS	165

SATURDAYS

AM	30
BASE	30
PM	25
EARLY EVENING	35
LATE NIGHT	50
OWL	60
TOTAL TRIPS	96

SUNDAYS

AM	30
BASE	30
PM	30
EARLY EVENING	30
LATE NIGHT	55
OWL	60
TOTAL TRIPS	80

SERVICE SPAN

24 HOURS

24 HOURS

24 HOURS

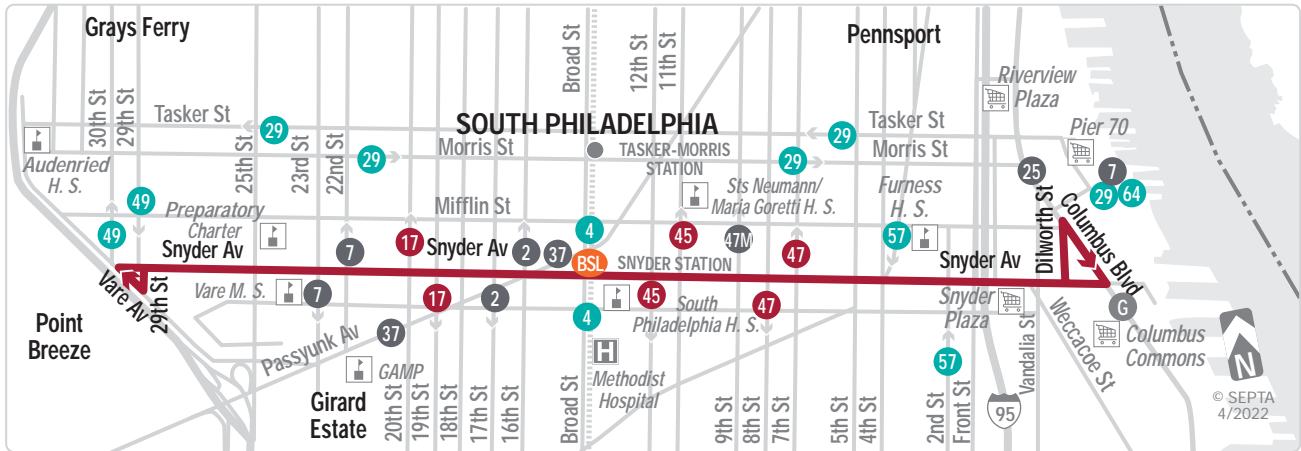
OPERATING STATISTICS

ONE WAY ROUTE MILES (AVG.)	3.0	<u>RANK</u>
DAILY AVERAGE (WK) RIDERSHIP	2,386	42ND
VEHICLE HOURS (ANNUAL)	29,599	
VEHICLE MILES (ANNUAL)	180,555	
PEAK VEHICLES	8	
FULLY ALLOCATED EXPENSES	\$4,640,585	
PASSENGER REVENUE	\$1,075,384	
OPERATING RATIO	23%	9TH
ON TIME % (SEASON)	96%	

CHARACTERISTICS

MODE
DIVISION
OPERATING DISTRICT(S)
COUNTY(S) SERVED
VEHICLE SIZE

BUS
SURFACE - CITY
SOUTHERN
PHILADELPHIA
40'



80

Express Horsham to Olney Transportation Center



SEPTA

SERVICE LEVELS (FREQUENCY IN MINUTES)

WEEKDAYS

AM PEAK	3 TRIPS
BASE	1 TRIP
PM PEAK	3 TRIPS
EARLY EVENING	--
LATE NIGHT	--
OWL	--
TOTAL TRIPS	7

SATURDAYS

AM	--
BASE	--
PM	--
EARLY EVENING	--
LATE NIGHT	--
OWL	--
TOTAL TRIPS	--

SUNDAYS

AM	--
BASE	--
PM	--
EARLY EVENING	--
LATE NIGHT	--
OWL	--
TOTAL TRIPS	--

SERVICE SPAN 6:00A - 6:00P

NO SERVICE

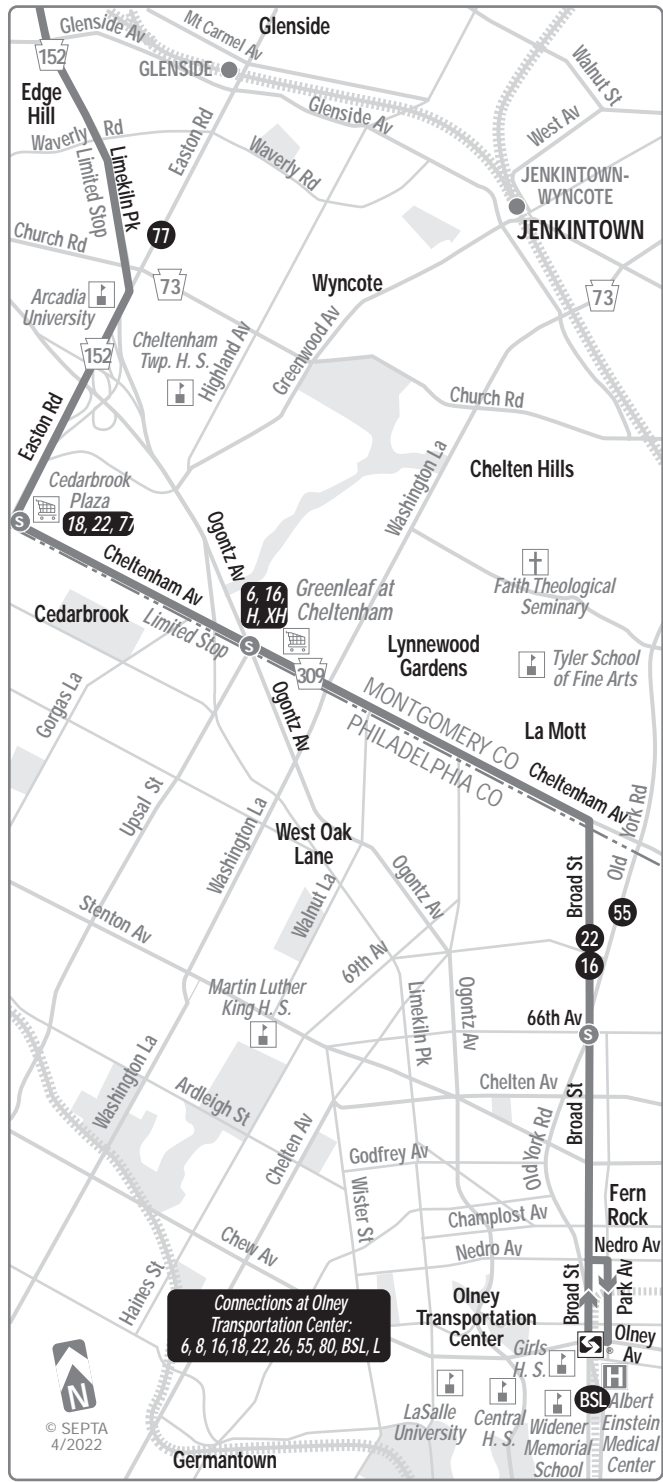
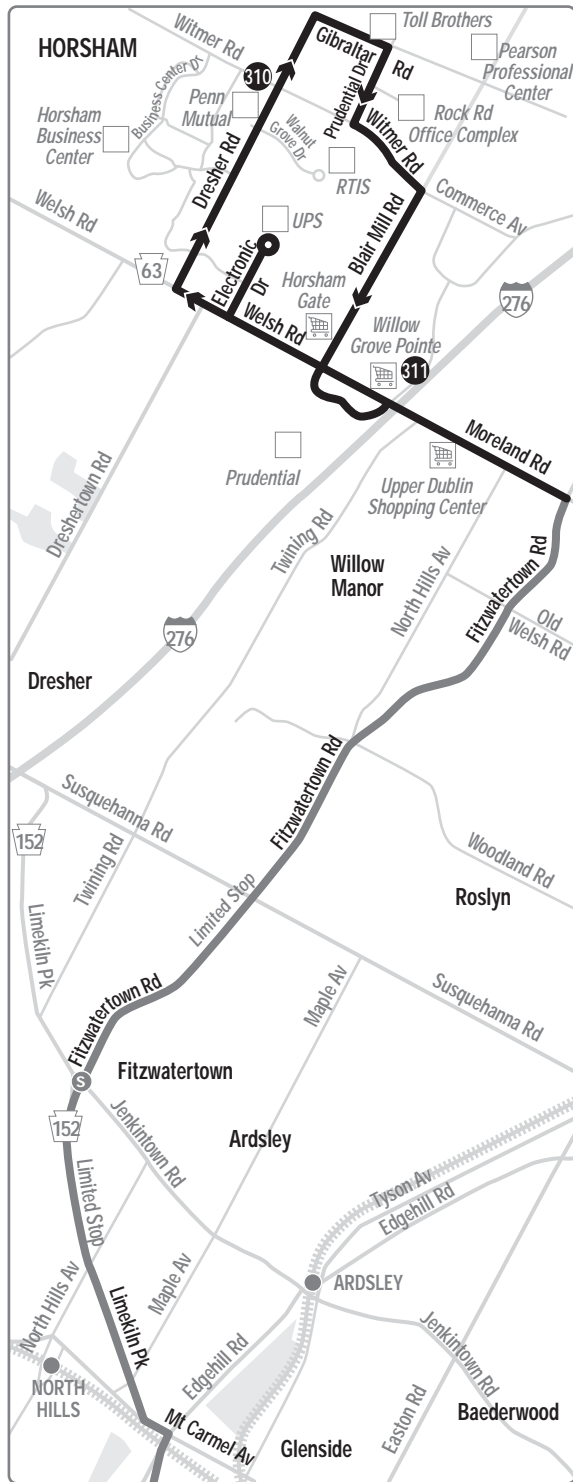
NO SERVICE

OPERATING STATISTICS

ONE WAY ROUTE MILES (AVG.)	16.1	<u>RANK</u>
DAILY AVERAGE (WK) RIDERSHIP	87	86TH
VEHICLE HOURS (ANNUAL)	3,306	
VEHICLE MILES (ANNUAL)	44,072	
PEAK VEHICLES	2	
FULLY ALLOCATED EXPENSES	\$864,304	
PASSENGER REVENUE	\$25,188	
OPERATING RATIO	3%	86TH
ON TIME % (SEASON)	75%	

CHARACTERISTICS

MODE	BUS
DIVISION	SURFACE - CITY
OPERATING DISTRICT(S)	MIDVALE
COUNTY(S) SERVED	PHILADELPHIA, MONTGOMERY
VEHICLE SIZE	60'



84

Bustleton- County Line and Philadelphia Mills to Frankford Transportation Center



SEPTA

Serving
Somerton
and Northeast
Philadelphia

SERVICE LEVELS (FREQUENCY IN MINUTES)

WEEKDAYS

AM PEAK	20
BASE	25
PM PEAK	20
EARLY EVENING	55
LATE NIGHT	60
OWL	--
TOTAL TRIPS	90

SATURDAYS

AM	60
BASE	60
PM	60
EARLY EVENING	60
LATE NIGHT	60
OWL	--
TOTAL TRIPS	38

SUNDAYS

AM	60
BASE	60
PM	60
EARLY EVENING	60
LATE NIGHT	60
OWL	--
TOTAL TRIPS	38

SERVICE
SPAN

5:00A - 1:30A

5:30A - 1:00A

5:30A - 1:00A

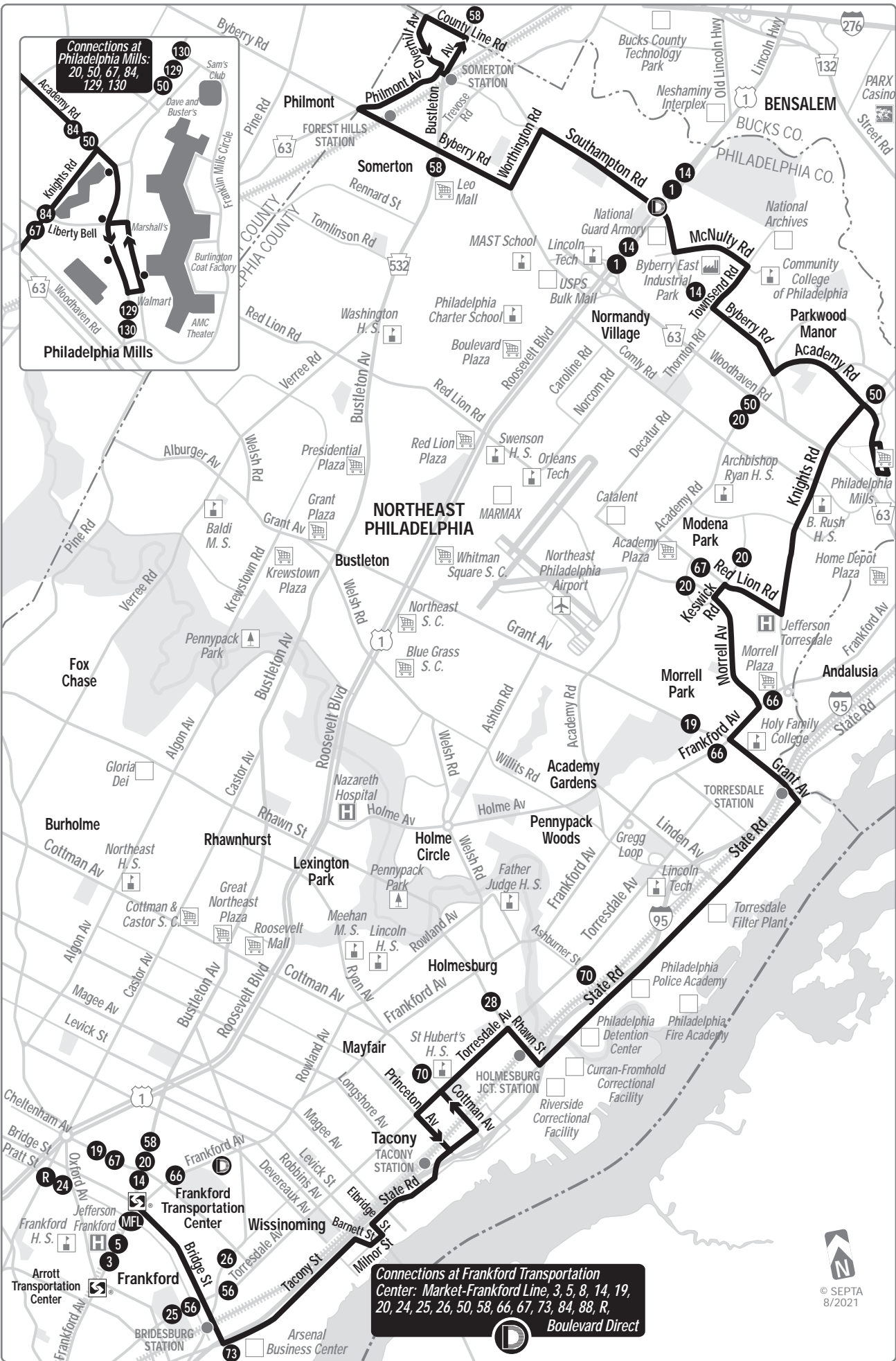
OPERATING STATISTICS

ONE WAY ROUTE MILES (AVG.)	20.0	<u>RANK</u>
DAILY AVERAGE (WK) RIDERSHIP	1,479	62ND
VEHICLE HOURS (ANNUAL)	36,182	
VEHICLE MILES (ANNUAL)	441,785	
PEAK VEHICLES	11	
FULLY ALLOCATED EXPENSES	\$6,833,881	
PASSENGER REVENUE	\$696,207	
OPERATING RATIO	10%	73RD
ON TIME % (SEASON)	76%	

CHARACTERISTICS

MODE
DIVISION
OPERATING DISTRICT(S)
COUNTY(S) SERVED
VEHICLE SIZE

BUS
SURFACE - CITY
COMLY
PHILADELPHIA, BUCKS
40'



Connections at Philadelphia Mills:
 20, 50, 67, 84, 129, 130

Connections at Frankford Transportation Center: Market-Frankford Line, 3, 5, 8, 14, 19, 20, 24, 25, 26, 50, 58, 66, 67, 73, 84, 88, R, Boulevard Direct



88

Bethayres and Holme- Pennypack to Frankford Transportation Center



SEPTA

Serving
Pennypack Woods

SERVICE LEVELS (FREQUENCY IN MINUTES)

WEEKDAYS

AM PEAK	15
BASE	30
PM PEAK	15
EARLY EVENING	50
LATE NIGHT	--
OWL	--
TOTAL TRIPS	84

SATURDAYS

AM	30
BASE	30
PM	35
EARLY EVENING	50
LATE NIGHT	--
OWL	--
TOTAL TRIPS	60

SUNDAYS

AM	60
BASE	30
PM	30
EARLY EVENING	50
LATE NIGHT	--
OWL	--
TOTAL TRIPS	50

SERVICE
SPAN

5:00A - 10:30P

5:30A - 10:30P

6:30A - 10:30P

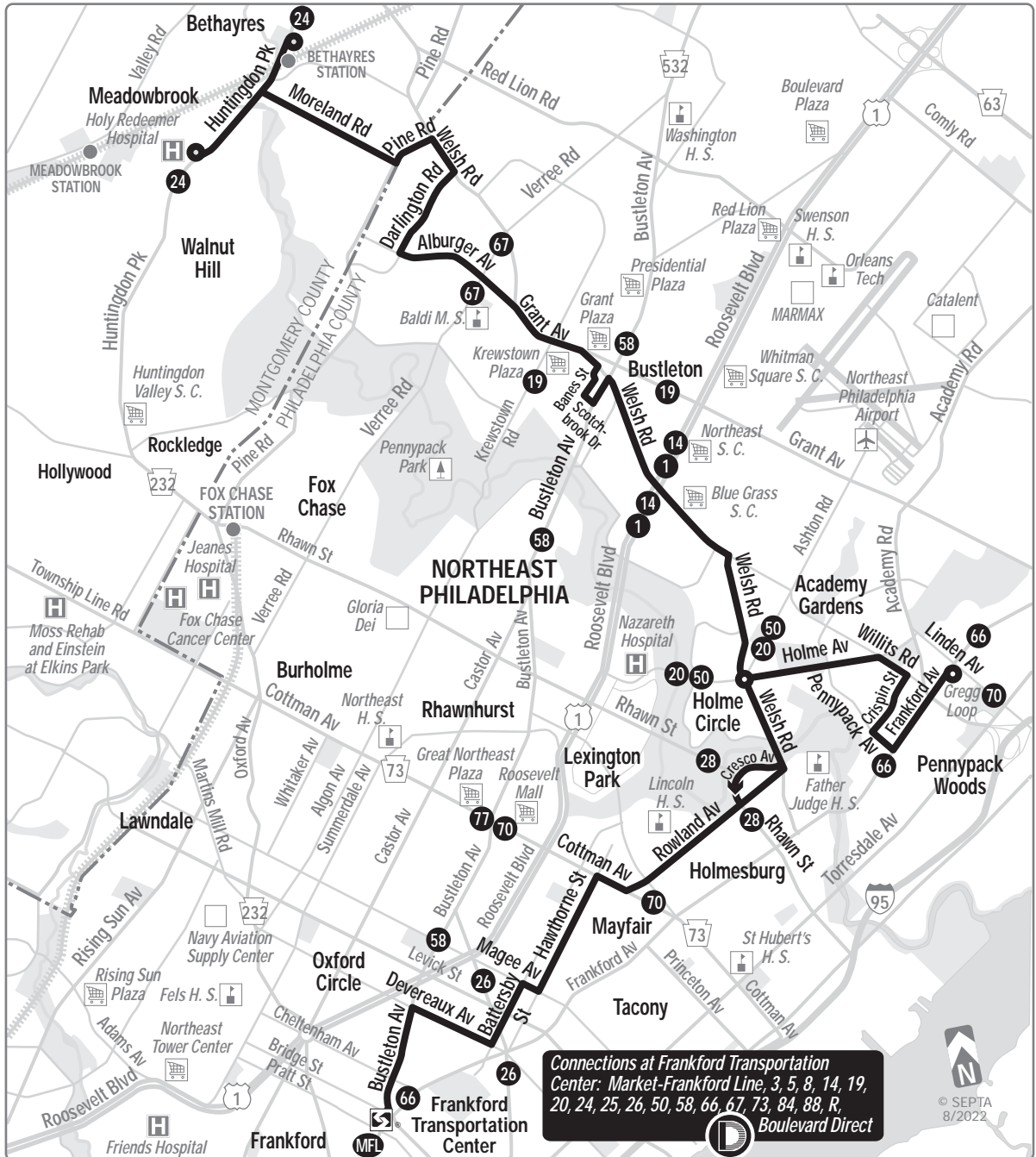
OPERATING STATISTICS

ONE WAY ROUTE MILES (AVG.)	12.4	<u>RANK</u>
DAILY AVERAGE (WK) RIDERSHIP	638	81ST
VEHICLE HOURS (ANNUAL)	27,317	
VEHICLE MILES (ANNUAL)	254,865	
PEAK VEHICLES	12	
FULLY ALLOCATED EXPENSES	\$5,680,356	
PASSENGER REVENUE	\$403,173	
OPERATING RATIO	7%	83RD
ON TIME % (SEASON)	89%	

CHARACTERISTICS

MODE
DIVISION
OPERATING DISTRICT(S)
COUNTY(S) SERVED
VEHICLE SIZE

BUS
SURFACE - CITY
COMLY, FRANKFORD
PHILADELPHIA, MONTGOMERY
40'



89

Front-Dauphin to Arrott Transportation Center



 SEPTA

Serving
Kensington

SERVICE LEVELS (FREQUENCY IN MINUTES)

WEEKDAYS

AM PEAK	20
BASE	30
PM PEAK	20
EARLY EVENING	55
LATE NIGHT	60
OWL	--
TOTAL TRIPS	76

SATURDAYS

AM	60
BASE	60
PM	60
EARLY EVENING	60
LATE NIGHT	60
OWL	--
TOTAL TRIPS	36

SUNDAYS

AM	60
BASE	60
PM	60
EARLY EVENING	60
LATE NIGHT	60
OWL	--
TOTAL TRIPS	36

SERVICE
SPAN

5:30A - 1:30A

6:30A - 1:30A

6:30A - 1:30A

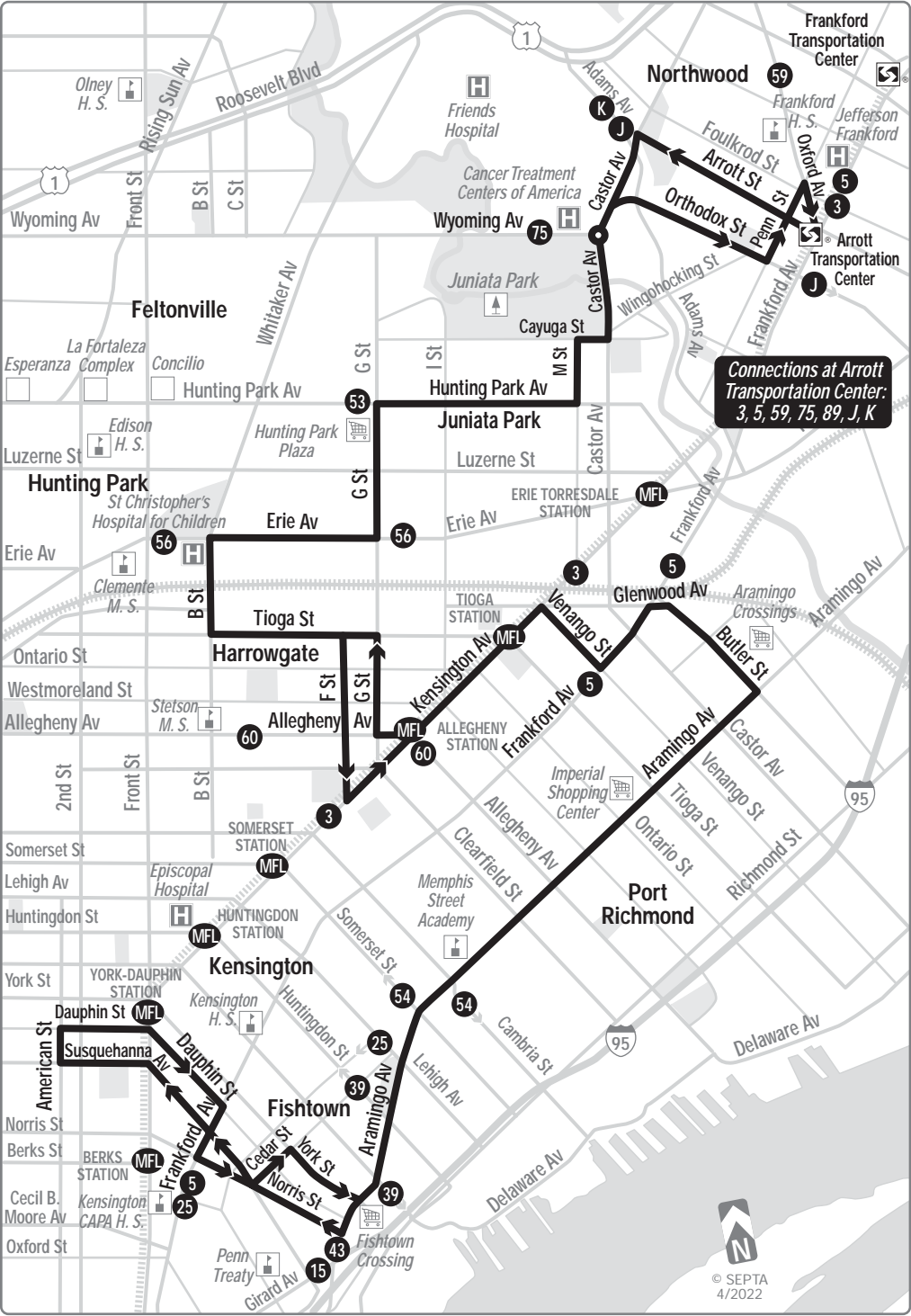
OPERATING STATISTICS

ONE WAY ROUTE MILES (AVG.)	10.2	<u>RANK</u>
DAILY AVERAGE (WK) RIDERSHIP	837	76TH
VEHICLE HOURS (ANNUAL)	27,312	
VEHICLE MILES (ANNUAL)	272,023	
PEAK VEHICLES	7	
FULLY ALLOCATED EXPENSES	\$4,617,690	
PASSENGER REVENUE	\$321,276	
OPERATING RATIO	7%	84TH
ON TIME % (SEASON)	71%	

CHARACTERISTICS

MODE
DIVISION
OPERATING DISTRICT(S)
COUNTY(S) SERVED
VEHICLE SIZE

BUS
SURFACE - CITY
MIDVALE
PHILADELPHIA
40'



Connections at Arrott Transportation Center:
 3, 5, 59, 75, 89, J, K

SEPTA 400 SERIES (SCHOOL YEAR 2022-2023) SPRING 2023



409

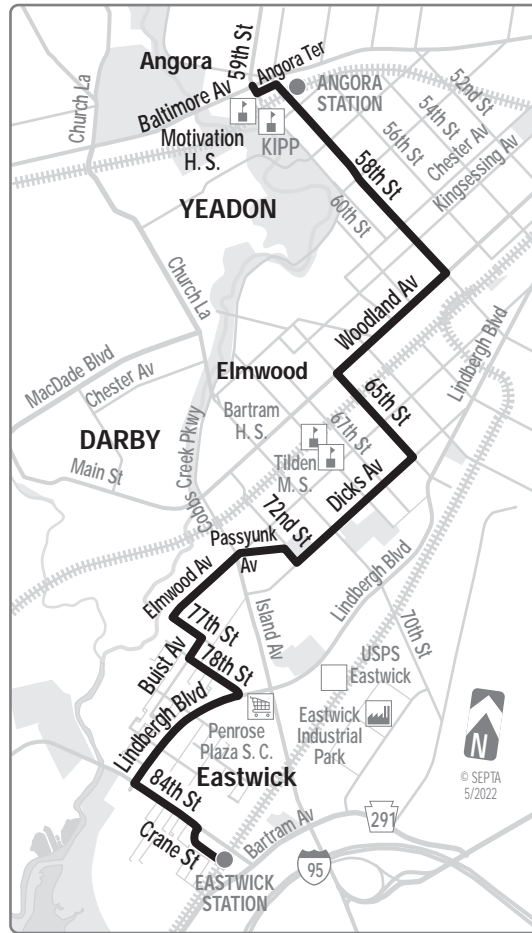
59th St and Baltimore Av to 84th and Crane Sts

Effective August 29, 2022



SEPTA

Service operates ONLY when school is in session.



MONDAYS THROUGH FRIDAYS				
EXCEPT CERTAIN HOLIDAYS				
59th St and Baltimore Av	58th St and Woodland Av	62nd St and Woodland Av		84th and Crane St
PM SERVICE				
2.44	2.56	2.58		3.19

Subject To Change

411

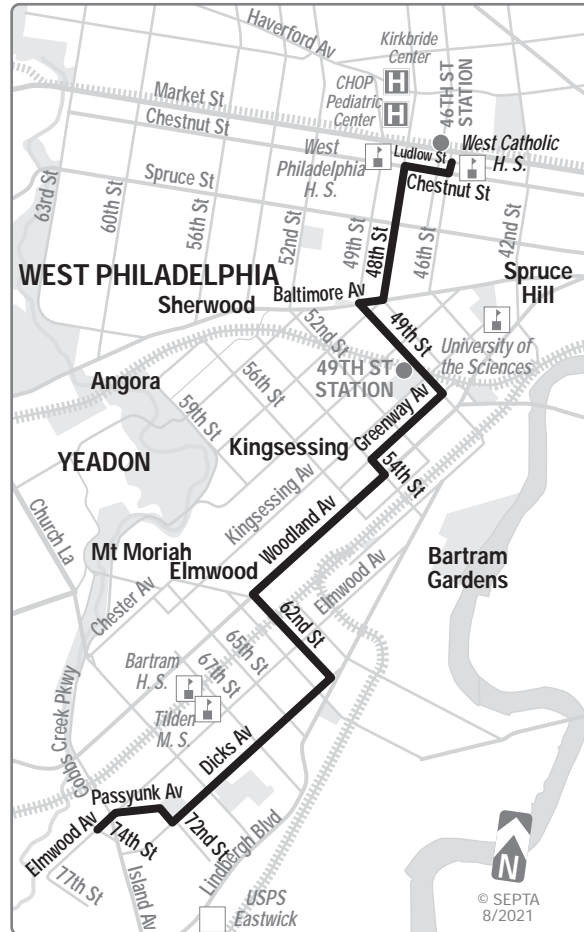
Southwest Philadelphia to 46th and Ludlow Sts

Effective August 29, 2022



SEPTA

Service operates **ONLY** when school is in session.



MONDAYS THROUGH FRIDAYS					
EXCEPT CERTAIN HOLIDAYS					
Elmwood Av (East of 74th St)	62nd St and Woodland Av	54th St and Woodland Av	49th St and Greenway Av		46th and Ludlow Sts
AM SERVICE					
6.59	7.10	7.14	7.17		7.27

Subject To Change

415

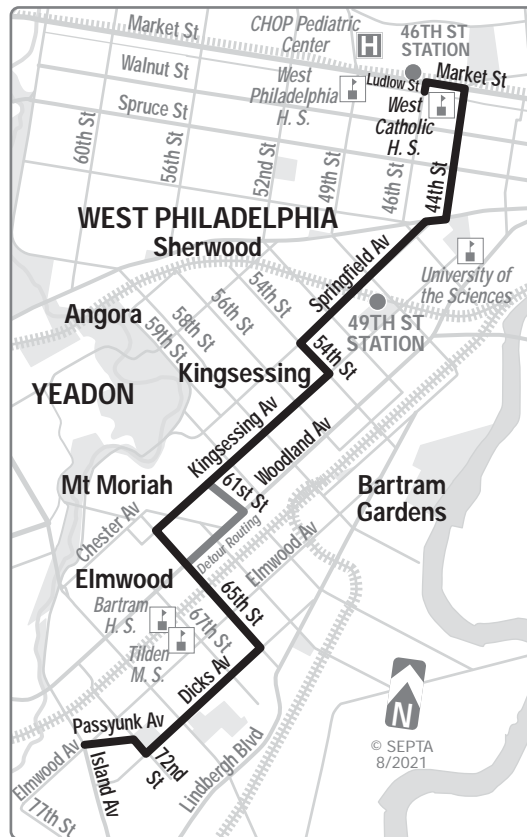
46th and Ludlow Sts to Southwest Philadelphia

Effective August 29, 2022



SEPTA

Service operates **ONLY** when school is in session.



MONDAYS THROUGH FRIDAYS EXCEPT CERTAIN HOLIDAYS		
46th and Ludlow Sts		Passyunk and Island Aves
PM SERVICE		
2.50		3.20

Subject To Change

426

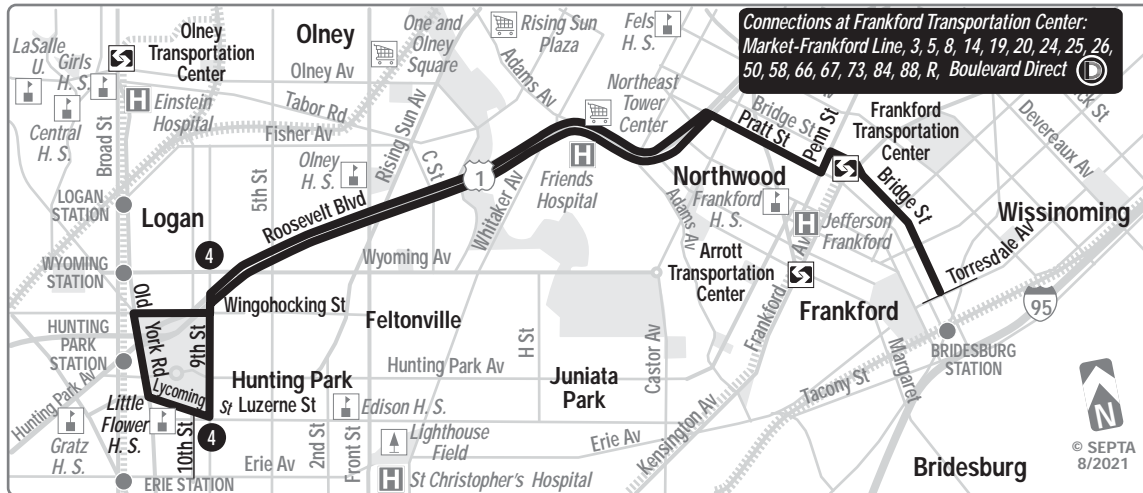
Torresdale Av and Bridge St to 10th and Lycoming Sts

Effective August 29, 2022



SEPTA

Service operates ONLY when school is in session.



MONDAYS THROUGH FRIDAYS				
Bridge St and Torresdale Av	Frankford Transportation Center	Roosevelt Blvd and Tower Blvds		10th and Lycoming Sts
AM SERVICE				
7.06	7.13	7.21		7.40
10th and Lycoming Sts		Roosevelt Blvd and Friends Hospital	Frankford Transportation Center	Bridge St and Torresdale Av
PM SERVICE				
2.50		3.03	3.11	3.16

Subject To Change

Bus Route 4 provides regular service to the intersection of 9th and Lycoming Streets. From this bus stop, 10th and Lycoming Streets is located one block west of 9th Street. Consult Route 4 public timetable for schedule information.

428

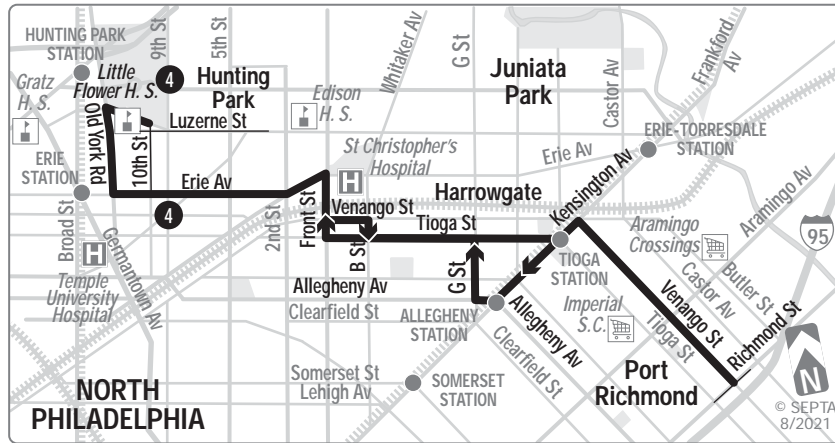
Richmond and Venango Sts to 10th and Lycoming Sts

Effective August 29, 2022



SEPTA

Service operates ONLY when school is in session.



MONDAYS THROUGH FRIDAYS				
Richmond and Venango Sts	Kensington and Allegheny Av	Front St and Erie Av		10th and Lycoming Sts
AM SERVICE				
7.14	7.26	7.36		7.42
10th and Lycoming Sts			Front St and Erie Av	Kensington Av and Tioga St
			Richmond and Venango Sts	
PM SERVICE				
2.50			2.57	3.05
				3.18

Subject To Change

Bus Route 4 provides regular service to the intersection of 9th and Lycoming Streets. From this bus stop, 10th and Lycoming Streets is located one block west of 9th Street. Consult Route 4 public timetable for schedule information.

438

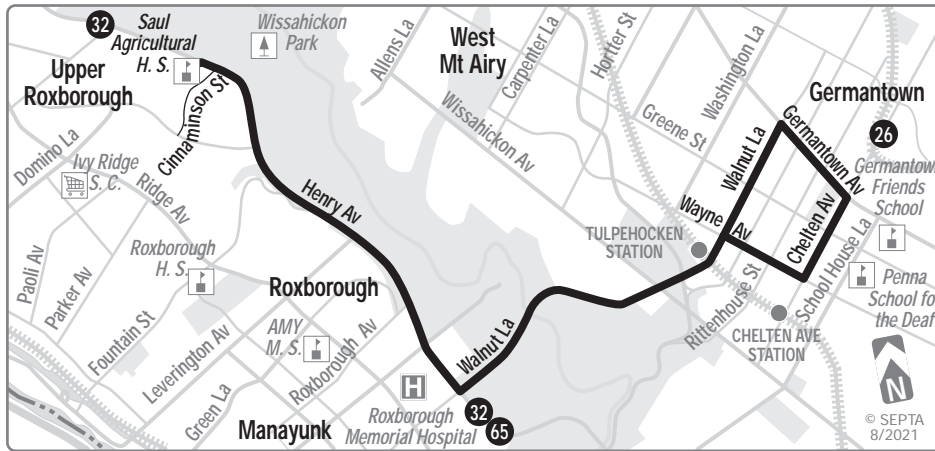
Germantown to Upper Roxborough

Effective August 29, 2022



SEPTA

Service operates ONLY when school is in session.



MONDAYS THROUGH FRIDAYS			
Germantown and Cheltenham Avs	Walnut La and Henry Av		Henry Av and Cinnaminson St
AM SERVICE			
7.32	7.41		7.46
Henry Av and Cinnaminson St			Germantown and Cheltenham Avs
PM SERVICE			
3.28			3.43

Subject To Change

439

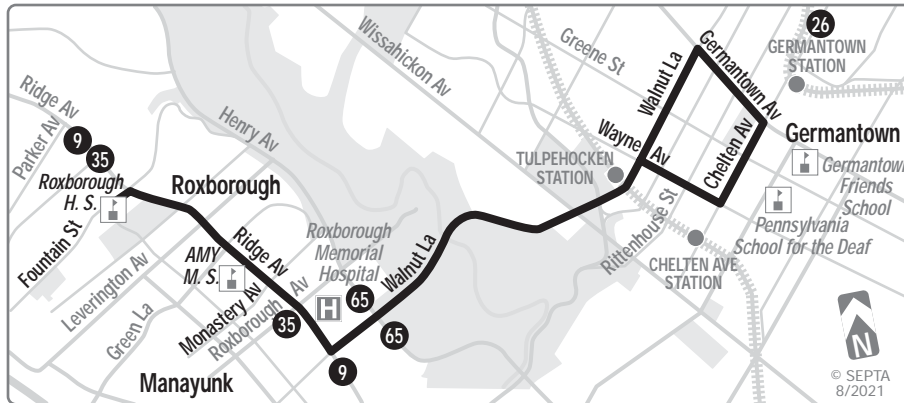
Germantown to Roxborough

Effective August 29, 2022



SEPTA

Service operates ONLY when school is in session.



MONDAYS THROUGH FRIDAYS EXCEPT CERTAIN HOLIDAYS		
Germantown and Chelten Avs	Walnut La and Henry Av	Ridge Av and Fountain St
AM SERVICE		
6.54	7.02	7.12
Ridge Av and Fountain St	Ridge and Monastery Avs	Germantown and Chelten Avs
PM SERVICE		
--	2.44	3.00
2.45	--	3.05
2.49	--	3.09

Subject To Change

Bus Routes 9 and 35 provide regular service to the intersection of Ridge Avenue and Fountain Street. Consult either Route 9 or 35 public timetables for schedule information.

441

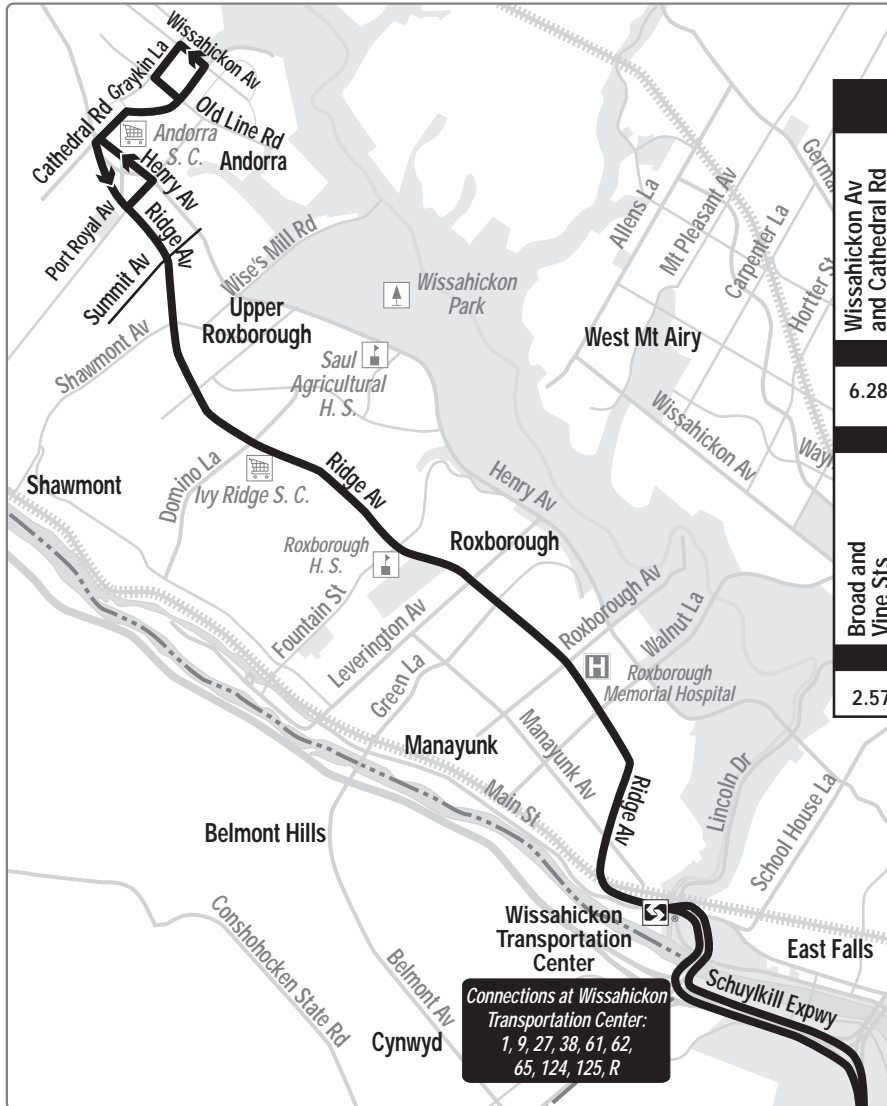
Andorra and Roxborough to Broad and Vine Sts

Effective August 29, 2022



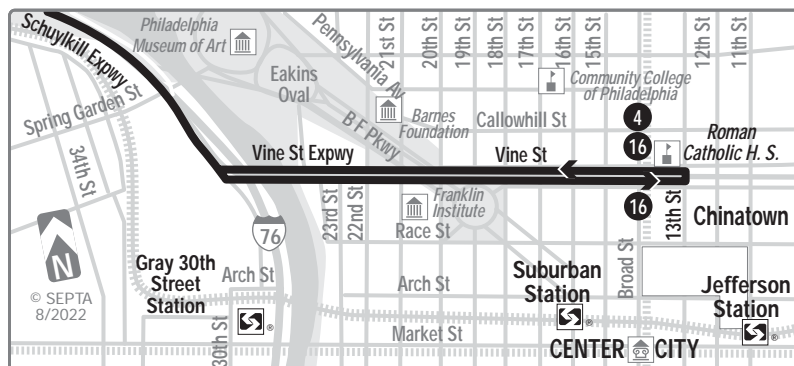
SEPTA

Service operates **ONLY** when school is in session.



MONDAYS THROUGH FRIDAYS EXCEPT CERTAIN HOLIDAYS					
Wissahickon Av and Cathedral Rd	Ridge Av and Domino La	Ridge and Lyceum Aves	Wissahickon Transportation Center		Broad and Vine Sts
AM SERVICE					
6.28	6.36	6.43	6.52		7.02
PM SERVICE					
				Ridge and Lyceum Aves	Ridge and Summit Aves
				2.57	3.20 3.31

Subject To Change



442

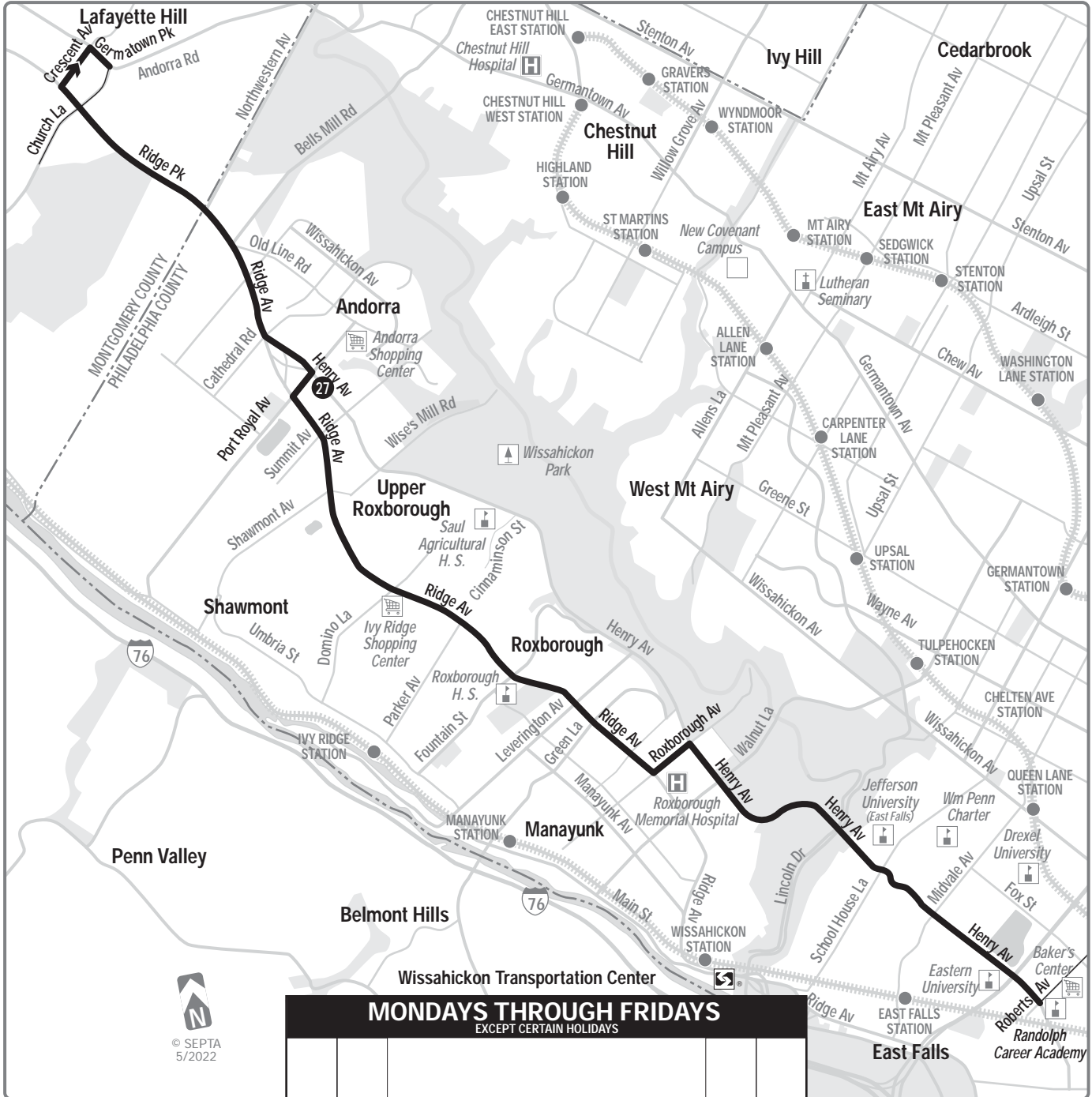
Henry and Roberts Avs to Barren Hill

Effective August 29, 2022



SEPTA

Service operates ONLY when school is in session.



© SEPTA 5/2022

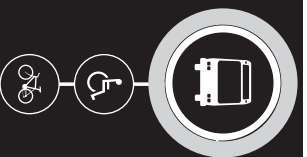
MONDAYS THROUGH FRIDAYS EXCEPT CERTAIN HOLIDAYS			
Henry and Roberts Avs	Ridge and Lyceum Avs	Ridge and Summit Avs	Barren Hill
PM SERVICE			
2.40	2.52	3.03	3.11

Subject To Change

445

Roxborough and North Philadelphia to Frankford Transportation Center

Effective August 29, 2022



Service operates ONLY when school is in session.



Connections at Wissahickon Transportation Center:
1, 9, 27, 38, 61, 62, 65, 124, 125, R

Connections at Frankford Transportation Center:
Market-Frankford Line 3, 5, 8, 14, 19, 20, 24, 25, 26, 50, 58, 66, 67, 73, 84, 88, 90, 94, 95, 96, 97, 98, 99, 100, 101, 102, 103, 104, 105, 106, 107, 108, 109, 110, 111, 112, 113, 114, 115, 116, 117, 118, 119, 120, 121, 122, 123, 124, 125, 126, 127, 128, 129, 130, 131, 132, 133, 134, 135, 136, 137, 138, 139, 140, 141, 142, 143, 144, 145, 146, 147, 148, 149, 150, 151, 152, 153, 154, 155, 156, 157, 158, 159, 160, 161, 162, 163, 164, 165, 166, 167, 168, 169, 170, 171, 172, 173, 174, 175, 176, 177, 178, 179, 180, 181, 182, 183, 184, 185, 186, 187, 188, 189, 190, 191, 192, 193, 194, 195, 196, 197, 198, 199, 200, 201, 202, 203, 204, 205, 206, 207, 208, 209, 210, 211, 212, 213, 214, 215, 216, 217, 218, 219, 220, 221, 222, 223, 224, 225, 226, 227, 228, 229, 230, 231, 232, 233, 234, 235, 236, 237, 238, 239, 240, 241, 242, 243, 244, 245, 246, 247, 248, 249, 250, 251, 252, 253, 254, 255, 256, 257, 258, 259, 260, 261, 262, 263, 264, 265, 266, 267, 268, 269, 270, 271, 272, 273, 274, 275, 276, 277, 278, 279, 280, 281, 282, 283, 284, 285, 286, 287, 288, 289, 290, 291, 292, 293, 294, 295, 296, 297, 298, 299, 300, 301, 302, 303, 304, 305, 306, 307, 308, 309, 310, 311, 312, 313, 314, 315, 316, 317, 318, 319, 320, 321, 322, 323, 324, 325, 326, 327, 328, 329, 330, 331, 332, 333, 334, 335, 336, 337, 338, 339, 340, 341, 342, 343, 344, 345, 346, 347, 348, 349, 350, 351, 352, 353, 354, 355, 356, 357, 358, 359, 360, 361, 362, 363, 364, 365, 366, 367, 368, 369, 370, 371, 372, 373, 374, 375, 376, 377, 378, 379, 380, 381, 382, 383, 384, 385, 386, 387, 388, 389, 390, 391, 392, 393, 394, 395, 396, 397, 398, 399, 400, 401, 402, 403, 404, 405, 406, 407, 408, 409, 410, 411, 412, 413, 414, 415, 416, 417, 418, 419, 420, 421, 422, 423, 424, 425, 426, 427, 428, 429, 430, 431, 432, 433, 434, 435, 436, 437, 438, 439, 440, 441, 442, 443, 444, 445, 446, 447, 448, 449, 450, 451, 452, 453, 454, 455, 456, 457, 458, 459, 460, 461, 462, 463, 464, 465, 466, 467, 468, 469, 470, 471, 472, 473, 474, 475, 476, 477, 478, 479, 480, 481, 482, 483, 484, 485, 486, 487, 488, 489, 490, 491, 492, 493, 494, 495, 496, 497, 498, 499, 500, 501, 502, 503, 504, 505, 506, 507, 508, 509, 510, 511, 512, 513, 514, 515, 516, 517, 518, 519, 520, 521, 522, 523, 524, 525, 526, 527, 528, 529, 530, 531, 532, 533, 534, 535, 536, 537, 538, 539, 540, 541, 542, 543, 544, 545, 546, 547, 548, 549, 550, 551, 552, 553, 554, 555, 556, 557, 558, 559, 560, 561, 562, 563, 564, 565, 566, 567, 568, 569, 570, 571, 572, 573, 574, 575, 576, 577, 578, 579, 580, 581, 582, 583, 584, 585, 586, 587, 588, 589, 590, 591, 592, 593, 594, 595, 596, 597, 598, 599, 600, 601, 602, 603, 604, 605, 606, 607, 608, 609, 610, 611, 612, 613, 614, 615, 616, 617, 618, 619, 620, 621, 622, 623, 624, 625, 626, 627, 628, 629, 630, 631, 632, 633, 634, 635, 636, 637, 638, 639, 640, 641, 642, 643, 644, 645, 646, 647, 648, 649, 650, 651, 652, 653, 654, 655, 656, 657, 658, 659, 660, 661, 662, 663, 664, 665, 666, 667, 668, 669, 670, 671, 672, 673, 674, 675, 676, 677, 678, 679, 680, 681, 682, 683, 684, 685, 686, 687, 688, 689, 690, 691, 692, 693, 694, 695, 696, 697, 698, 699, 700, 701, 702, 703, 704, 705, 706, 707, 708, 709, 710, 711, 712, 713, 714, 715, 716, 717, 718, 719, 720, 721, 722, 723, 724, 725, 726, 727, 728, 729, 730, 731, 732, 733, 734, 735, 736, 737, 738, 739, 740, 741, 742, 743, 744, 745, 746, 747, 748, 749, 750, 751, 752, 753, 754, 755, 756, 757, 758, 759, 760, 761, 762, 763, 764, 765, 766, 767, 768, 769, 770, 771, 772, 773, 774, 775, 776, 777, 778, 779, 780, 781, 782, 783, 784, 785, 786, 787, 788, 789, 790, 791, 792, 793, 794, 795, 796, 797, 798, 799, 800, 801, 802, 803, 804, 805, 806, 807, 808, 809, 810, 811, 812, 813, 814, 815, 816, 817, 818, 819, 820, 821, 822, 823, 824, 825, 826, 827, 828, 829, 830, 831, 832, 833, 834, 835, 836, 837, 838, 839, 840, 841, 842, 843, 844, 845, 846, 847, 848, 849, 850, 851, 852, 853, 854, 855, 856, 857, 858, 859, 860, 861, 862, 863, 864, 865, 866, 867, 868, 869, 870, 871, 872, 873, 874, 875, 876, 877, 878, 879, 880, 881, 882, 883, 884, 885, 886, 887, 888, 889, 890, 891, 892, 893, 894, 895, 896, 897, 898, 899, 900, 901, 902, 903, 904, 905, 906, 907, 908, 909, 910, 911, 912, 913, 914, 915, 916, 917, 918, 919, 920, 921, 922, 923, 924, 925, 926, 927, 928, 929, 930, 931, 932, 933, 934, 935, 936, 937, 938, 939, 940, 941, 942, 943, 944, 945, 946, 947, 948, 949, 950, 951, 952, 953, 954, 955, 956, 957, 958, 959, 960, 961, 962, 963, 964, 965, 966, 967, 968, 969, 970, 971, 972, 973, 974, 975, 976, 977, 978, 979, 980, 981, 982, 983, 984, 985, 986, 987, 988, 989, 990, 991, 992, 993, 994, 995, 996, 997, 998, 999, 1000

MONDAYS THROUGH FRIDAYS EXCEPT CERTAIN HOLIDAYS	
Ridge Av and Fountain St	2:46
PM SERVICE	
Frankford Transportation Center	3:29

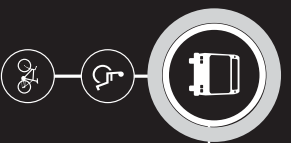
Subject To Change

Bus Routes 9 and 35 provide regular service to the intersection of Ridge Avenue and Fountain Street. Consult either Route 9 or 35 public timetables for schedule information.

447

Frankford Transportation Center Henry Av and Cinnaminson St

Effective August 29, 2022



Service operates ONLY when school is in session.

SEPTA

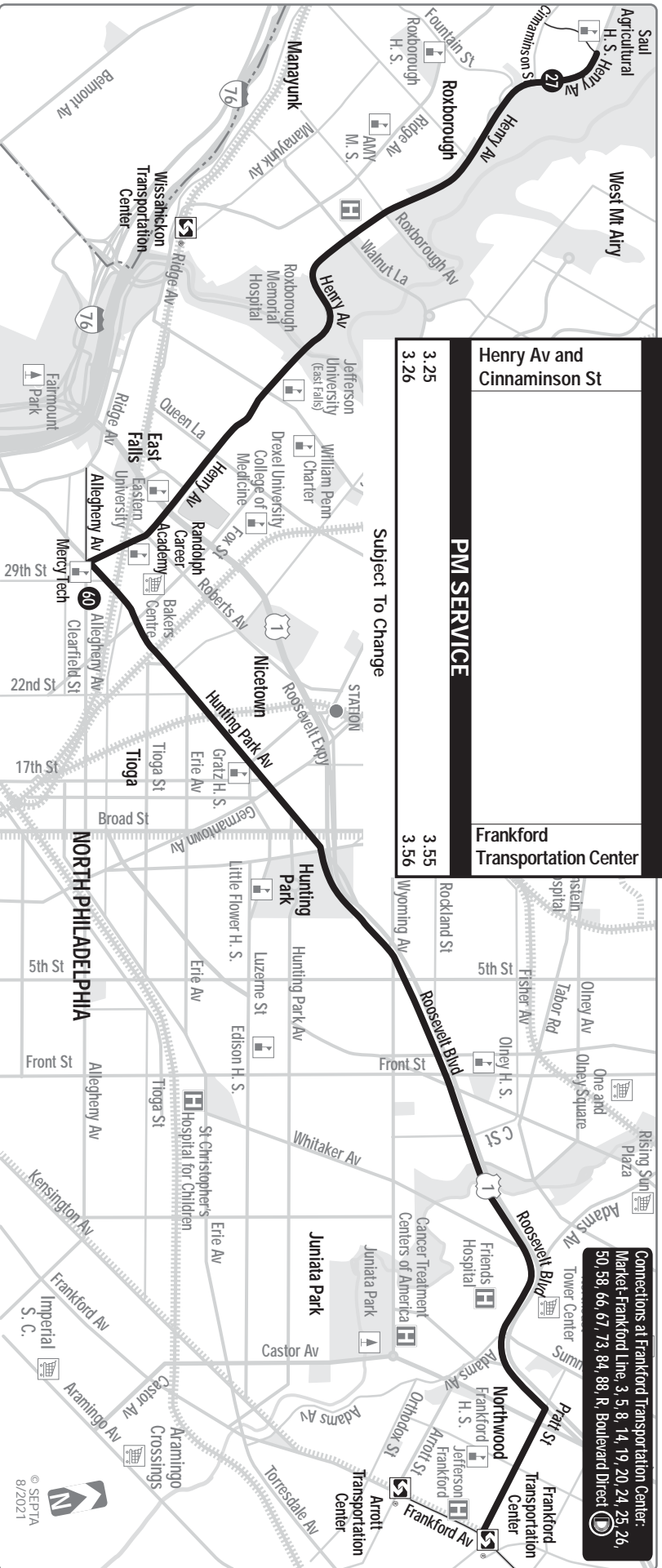
MONDAYS THROUGH FRIDAYS

EXCEPT CERTAIN HOLIDAYS

Frankford Transportation Center	Henry Av and Cinnaminson St
AM SERVICE	
7.03	7.51
7.07	7.55

Henry Av and Cinnaminson St	Frankford Transportation Center
PM SERVICE	
3.25	3.55
3.26	3.56

Subject To Change



Connections at Frankford Transportation Center:
Market-Frankford Line: 3, 5, 8, 14, 19, 20, 24, 25, 26,
50, 58, 66, 67, 73, 84, 88, R, Boulevard Direct

448

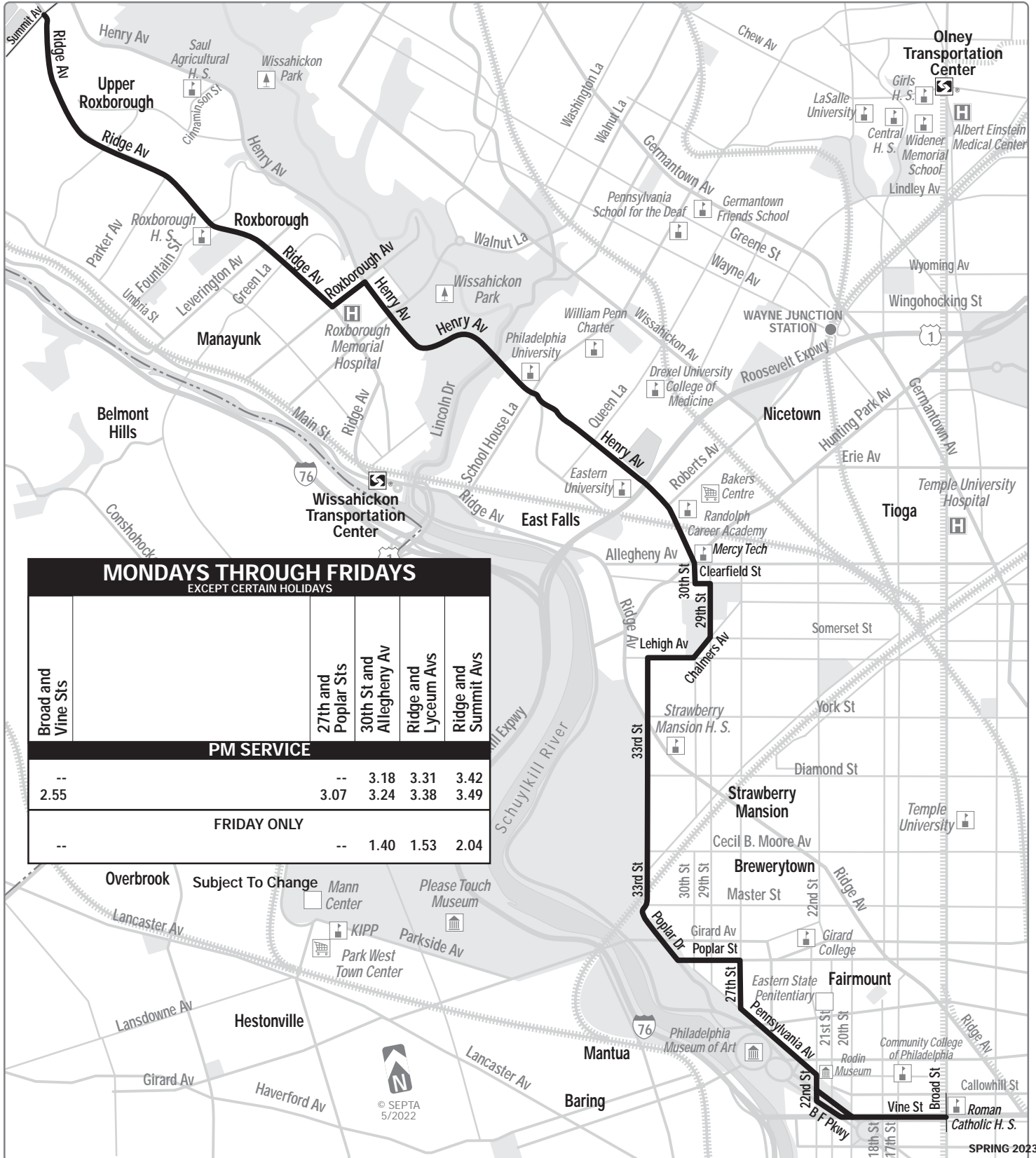
Broad and Vine Sts to Upper Roxborough

Effective August 29, 2022



SEPTA

Service operates ONLY when school is in session.



MONDAYS THROUGH FRIDAYS EXCEPT CERTAIN HOLIDAYS

Broad and Vine Sts	27th and Poplar Sts	30th St and Allegheny Av	Ridge and Lyceum Avs	Ridge and Summit Avs
PM SERVICE				
--	--	3.18	3.31	3.42
2.55	3.07	3.24	3.38	3.49
FRIDAY ONLY				
--	--	1.40	1.53	2.04

Overbrook Subject To Change
 Lancaster Av
 Lansdowne Av
 Hestonville
 Mantua
 Baring
 Philadelphia Museum of Art
 Eastern State Penitentiary
 Fairmount
 Girard Av
 Poplar St
 Strawberry Mansion H. S.
 Strawberry Mansion
 Cecil B. Moore Av
 Brewerytown
 Master St
 Girard College
 Eastern State Penitentiary
 Philadelphia Museum of Art
 Community College of Philadelphia
 Rodin Museum
 Callowhill St
 Roman Catholic H. S.



450

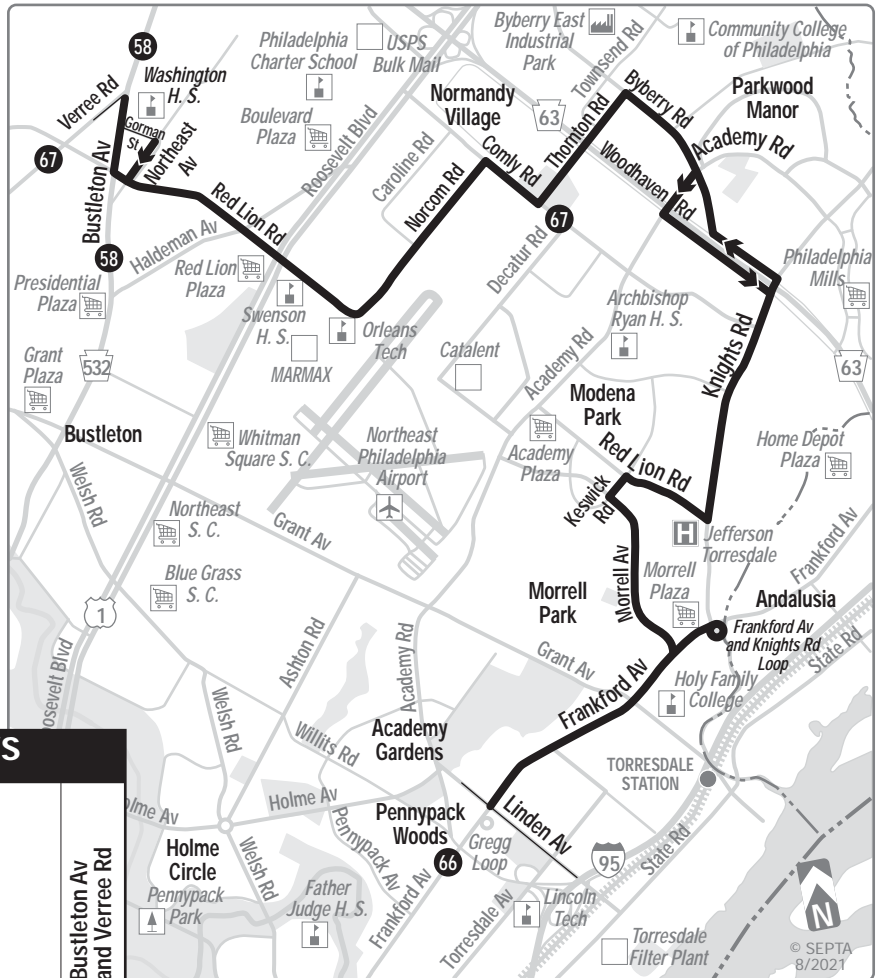
Frankford and Linden Avs to Bustleton Av and Verree Rd

Effective August 29, 2022



SEPTA

Service operates **ONLY** when school is in session.



MONDAYS THROUGH FRIDAYS EXCEPT CERTAIN HOLIDAYS			
Frankford Av and Knights Rd	Norcom and Comly Rds		Bustleton Av and Verree Rd
AM SERVICE			
6.51	7.07		7.15
Northeast Av and Gorman St			Frankford and Linden Avs
PM SERVICE			
2.40			3.07

Subject To Change

Bus Route 58 and 67 provide regular service to the intersection of Bustleton Avenue and Verree Road. Consult either Route 58 or 67 public timetable for schedule information.

452

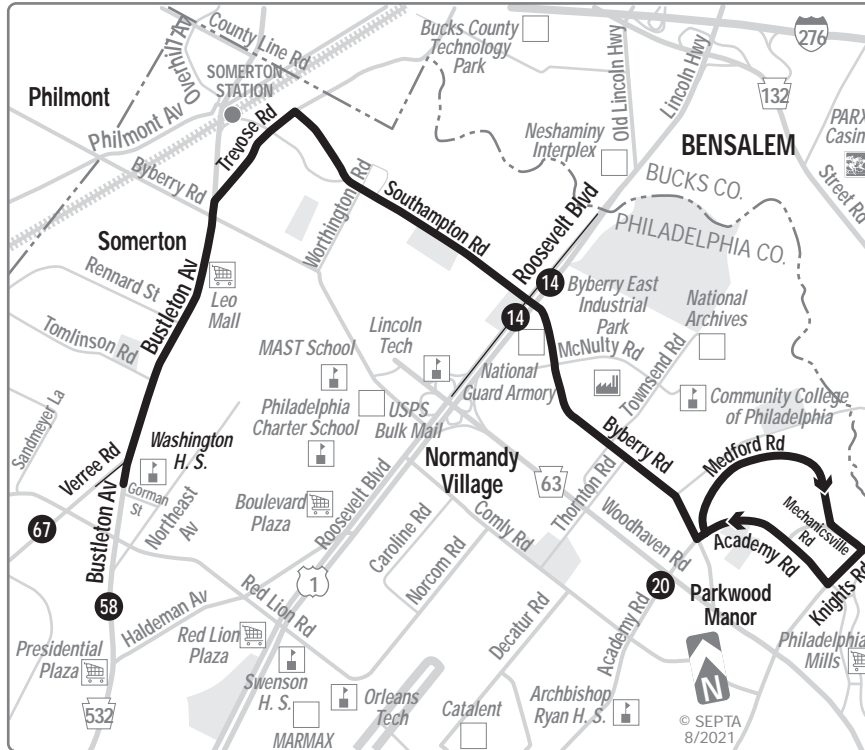
Academy and Medford Rds to Bustleton Av and Verree Rd

Effective August 29, 2022



SEPTA

Service operates **ONLY** when school is in session.



MONDAYS THROUGH FRIDAYS EXCEPT CERTAIN HOLIDAYS					
Academy and Medford Rds	Knights and Mechanicsville Rds	Academy and Byberry Rds	Southampton Rd and Roosevelt Blvd		Northeast Av at Gorman St
AM SERVICE					
6.50	6.52	6.58	7.04		7.15
PM SERVICE					
Northeast Av at Gorman St		Academy and Byberry Rds	Academy and Medford Rds		
2.45		3.06	3.15		

Subject To Change

Bus Route 58 and 67 provide regular service to the intersection of Bustleton Avenue and Verree Road. Consult either Route 58 or 67 public timetable for schedule information.

461

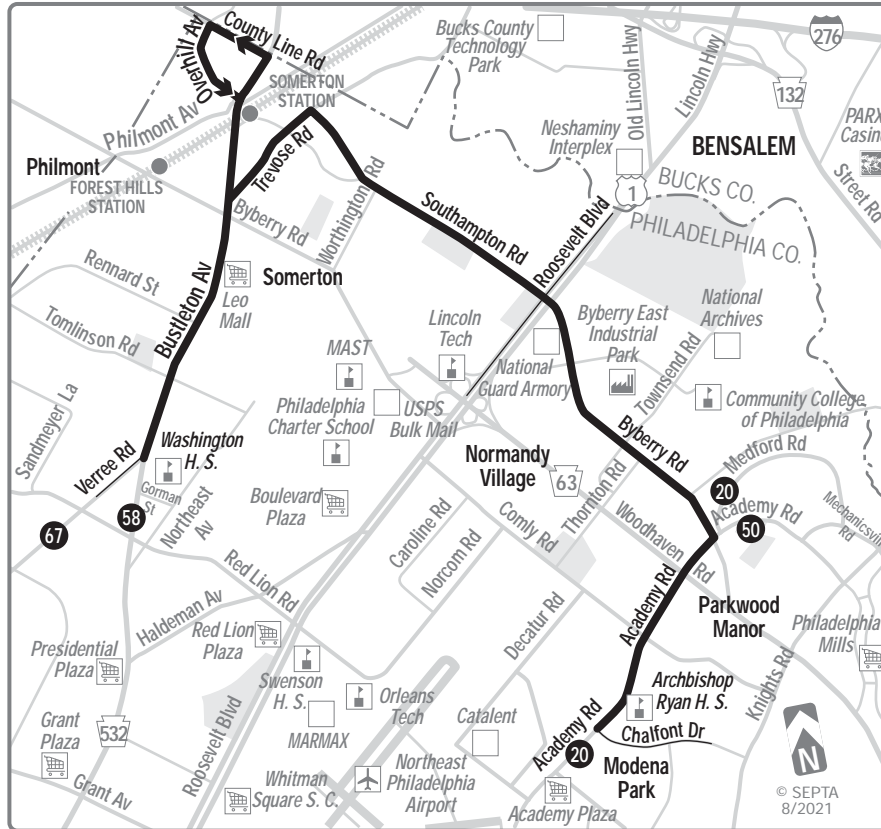
Bustleton Av and Verree Rd to Academy Rd and Chalfont Dr

Effective August 29, 2022



SEPTA

Service operates ONLY when school is in session.



MONDAYS THROUGH FRIDAYS EXCEPT CERTAIN HOLIDAYS			
Bustleton Av and Verree Rd	Bustleton Av and County Line Rd	Southampton Rd and Roosevelt Blvd	Academy Rd and Chalfont Dr
AM SERVICE			
6.51	7.02	7.12	7.20
Academy Rd and Chalfont Dr		Southampton Rd and Roosevelt Blvd	Bustleton Av and County Line Rd
PM SERVICE			
2.33		2.43	2.56 3.03

Subject To Change

462

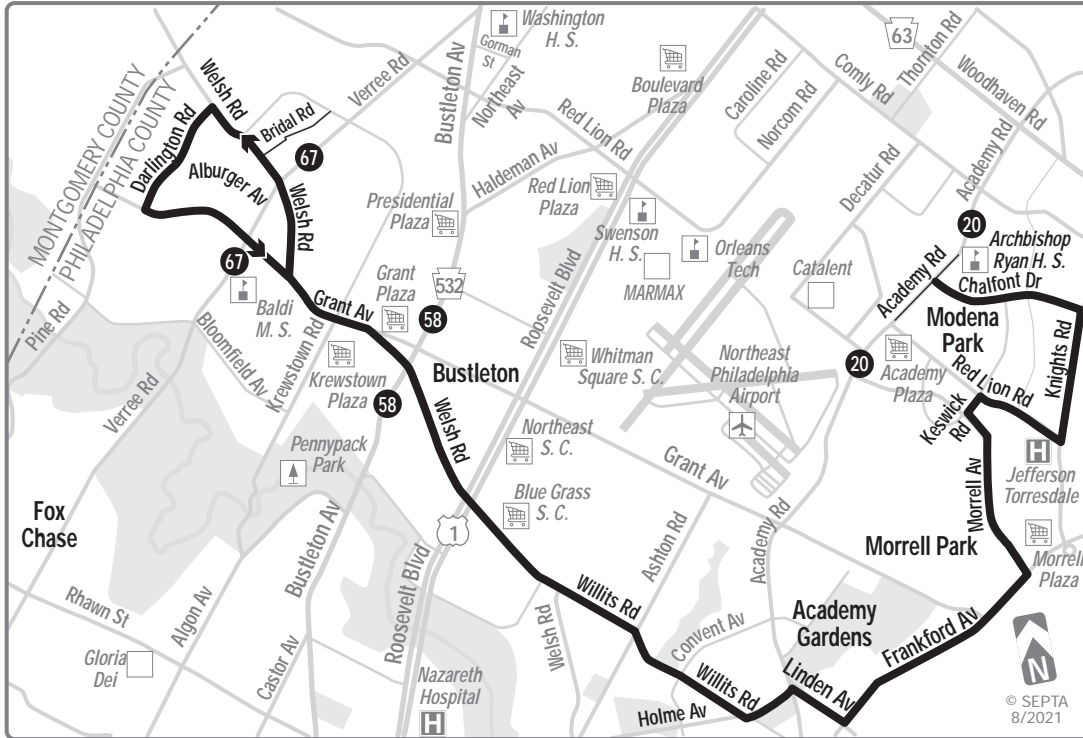
Welsh and Bridal Rds to Academy Rd and Chalfont Dr

Effective August 29, 2022



SEPTA

Service operates ONLY when school is in session.



MONDAYS THROUGH FRIDAYS EXCEPT CERTAIN HOLIDAYS				
Bridle and Welsh Rds	Willits and Ashton Rds	Frankford and Morrell AVs		Academy Rd and Chalfont Dr
AM SERVICE				
6.44	7.00	7.13		7.20
Academy Rd and Chalfont Dr			Frankford and Morrell AVs	Willits and Ashton Rds
			Welsh and Darlington Rds	Alburger Av and Verree Rd
PM SERVICE				
2.33			2.41	2.51 3.05 3.10

Subject To Change

475

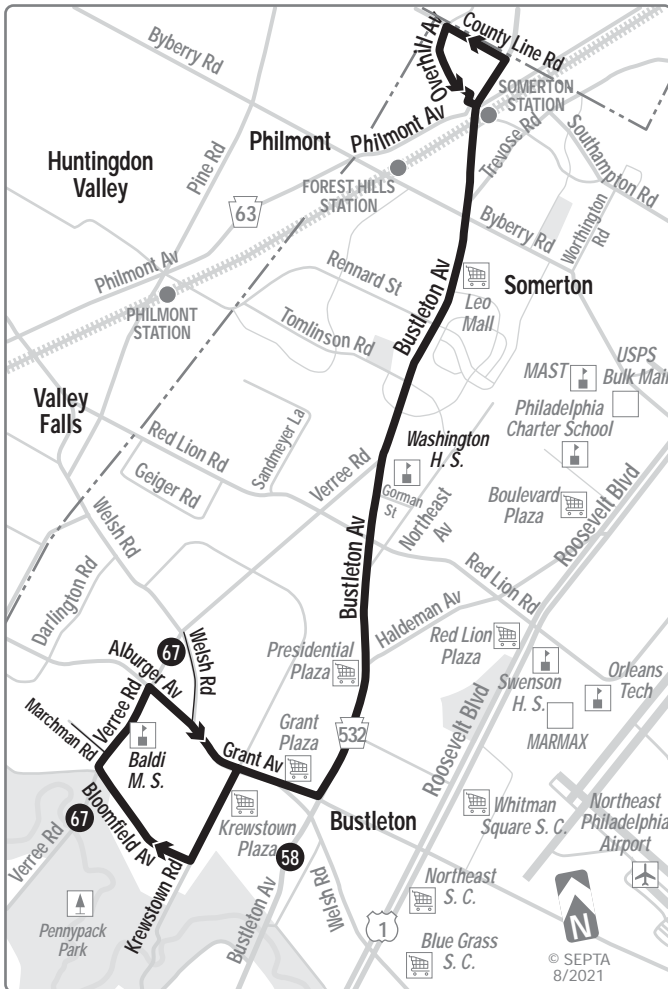
Bustleton Av and County Line Rd to Verree and Marchman Rds

Effective August 29, 2022



SEPTA

Service operates **ONLY** when school is in session.



MONDAYS THROUGH FRIDAYS EXCEPT CERTAIN HOLIDAYS			
Bustleton Av and County Line Rd	Bustleton Av and Verree Rd	Krewstown Rd and Bloomfield Av	Verree and Marchman Rds
AM SERVICE			
7.35	7.45	7.56	8.01
7.37	7.47	7.58	8.03
Verree and Marchman Rds			Overhill Rd and Philmont Av
PM SERVICE			
3.24			3.45
3.25			3.46

Subject To Change

Bus Route 67 provides regular service to the intersection of Verree and Marchman Roads. Consult the Route 67 public timetable for schedule information.

476

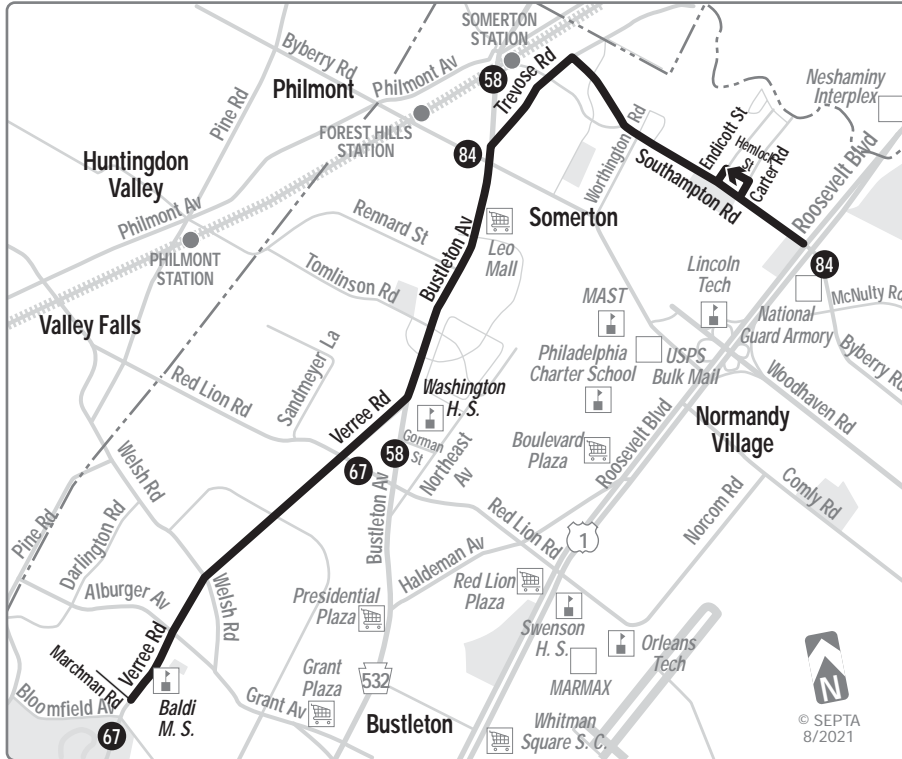
Southampton Rd and Roosevelt Blvd to Verree and Marchman Rds

Effective August 29, 2022



SEPTA

Service operates ONLY when school is in session.



MONDAYS THROUGH FRIDAYS EXCEPT CERTAIN HOLIDAYS			
Southampton and Carter Rds	Bustleton Av and Verree Rd		Verree and Marchman Rds
AM SERVICE			
7.38	7.53		8.01
7.40	7.55		8.03
Verree and Marchman Rds			Southampton Rd and Roosevelt Blvd
PM SERVICE			
3.24			3.43
3.25			3.44

Subject To Change

Bus Route 67 provides regular service to the intersection of Verree and Marchman Roads. Consult the Route 67 public timetable for schedule information.

477

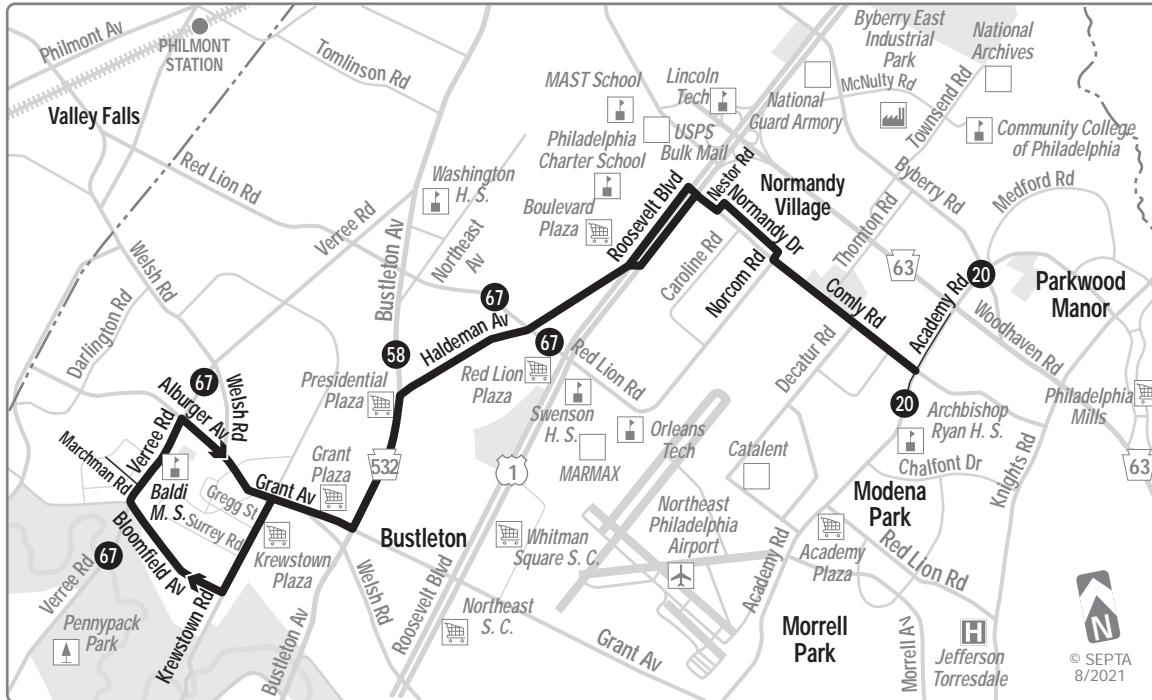
Academy and Comly Rds to Verree and Marchman Rds

Effective August 29, 2022



SEPTA

Service operates ONLY when school is in session.



MONDAYS THROUGH FRIDAYS EXCEPT CERTAIN HOLIDAYS			
Norcom and Comly Rds	Krewstown Rd and Bloomfield Av		Verree and Marchman Rds
AM SERVICE			
7.37	7.56		8.01
7.38	7.57		8.02
Verree and Marchman Rds			Academy and Comly Rds
PM SERVICE			
3.24			3.44
3.25			3.45

Subject To Change

Bus Route 67 provides regular service to the intersection of Verree and Marchman Roads. Consult the Route 67 public timetable for schedule information.

478

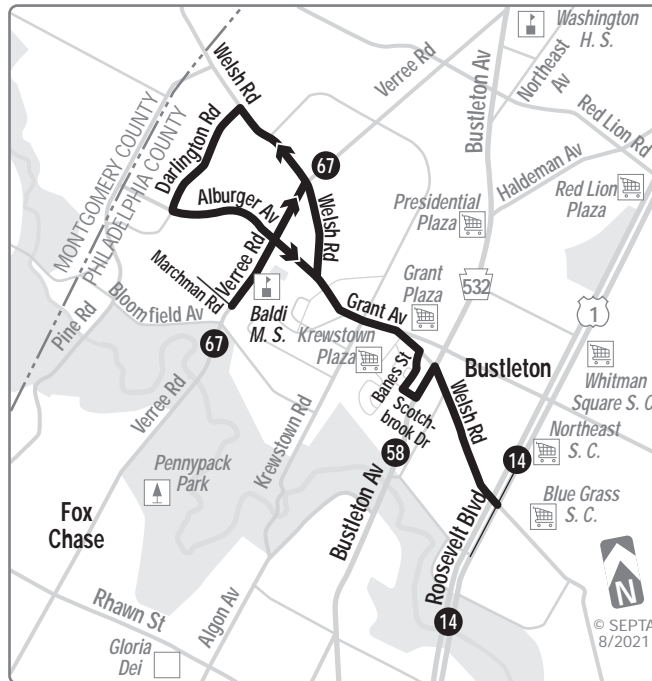
Welsh Rd and Roosevelt Blvd to Verree and Marchman Rds

Effective August 29, 2022



SEPTA

Service operates ONLY when school is in session.



MONDAYS THROUGH FRIDAYS EXCEPT CERTAIN HOLIDAYS			
Welsh Rd and Roosevelt Blvd	Welsh and Darlington Rds		Verree and Marchman Rds
AM SERVICE			
7.44	7.57		8.02
7.46	7.59		8.04
Verree and Marchman Rds			Welsh Rd and Roosevelt Blvd
PM SERVICE			
3.24			3.38
3.25			3.39

Subject To Change

Bus Route 67 provides regular service to the intersection of Verree and Marchman Roads. Consult the Route 67 public timetable for schedule information.

484

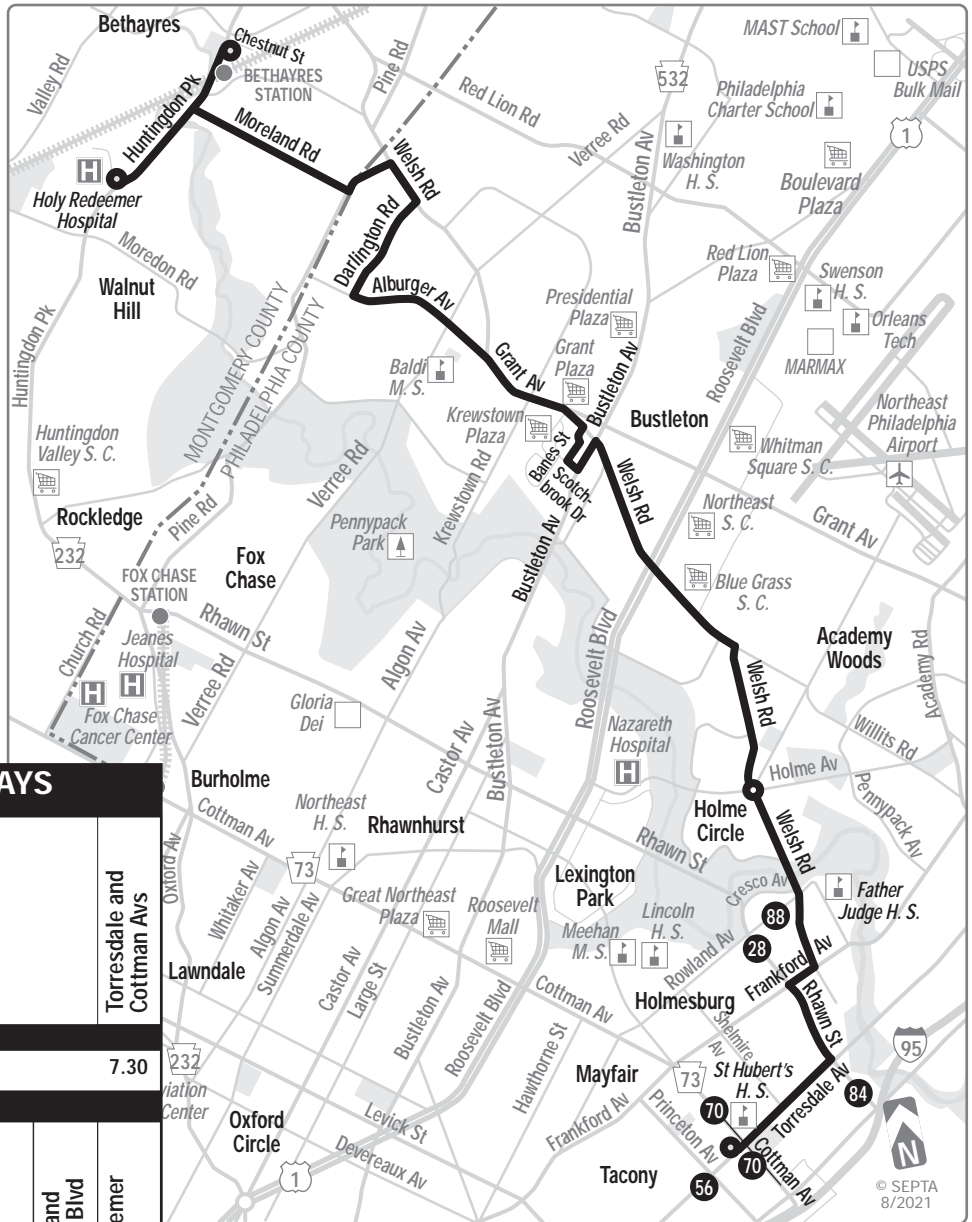
Holy Redeemer Hospital to Cottman and Torresdale Avs

Effective August 29, 2022



SEPTA

Service operates **ONLY** when school is in session.



MONDAYS THROUGH FRIDAYS EXCEPT CERTAIN HOLIDAYS				
Holy Redeemer Hospital	Roosevelt Blvd and Welsh Rd	Rowland and Welsh Rd		Torresdale and Cottman Avs
AM SERVICE				
6.52	7.12	7.19		7.30
Ditman St and Cottman Av		Rowland and Welsh Rd	Welsh Rd and Roosevelt Blvd	Holy Redeemer Hospital
PM SERVICE				
2.40		2.49	2.58	3.20

Subject To Change

Bus Routes 28, 56, 70, and 84 provide regular service to the intersection of Torresdale and Cottman Avs. Consult either Route 28, 56, 70, or 84 public timetable for schedule information.

490

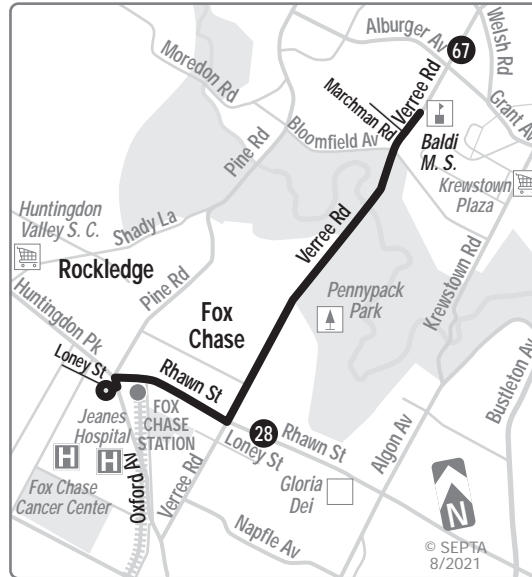
Fox Chase Loop to Verree and Marchman Rds

Effective August 29, 2022



SEPTA

Service operates
ONLY when school
is in session.



MONDAYS THROUGH FRIDAYS EXCEPT CERTAIN HOLIDAYS			
Oxford Av & Loney St (Fox Chase Loop)	Rhawn St and Verree Rd		Verree and Marchman Rds
AM SERVICE			
7.47	7.52		7.58
Verree and Marchman Rds		Rhawn St and Verree Rd	Oxford Av & Loney St (Fox Chase Loop)
PM SERVICE			
3.29		3.34	3.41

Subject To Change

Bus Route 67 provides regular service to the intersection of Verree and Marchman Roads. Consult the Route 67 public timetable for schedule information.

492

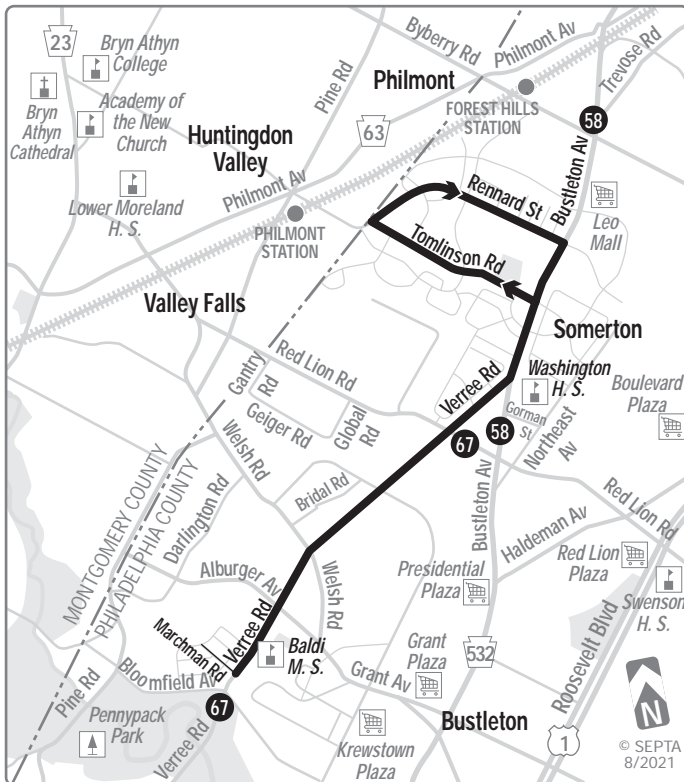
Bustleton Av and Rennard St to Verree and Marchman Rds

Effective August 29, 2022



SEPTA

Service operates **ONLY** when school is in session.



MONDAYS THROUGH FRIDAYS EXCEPT CERTAIN HOLIDAYS				
Bustleton Av and Red Lion Rd	Bustleton Av and Tomlinson Rd	Bustleton Av and Verree Rd		Verree and Marchman Rds
AM SERVICE				
7.38	7.41	7.51		7.59
7.40	7.43	7.53		8.01
7.41	7.44	7.54		8.02
7.43	7.46	7.56		8.04
7.44	7.47	7.57		8.05
Verree and Marchman Rds				Bustleton Av and Rennard St
PM SERVICE				
3.24				3.40
3.25				3.41
3.26				3.42
3.27				3.43
3.31				3.47

Subject To Change

Bus Route 67 provides regular service to the intersection of Verree and Marchman Roads. Consult the Route 67 public timetable for schedule information.

495

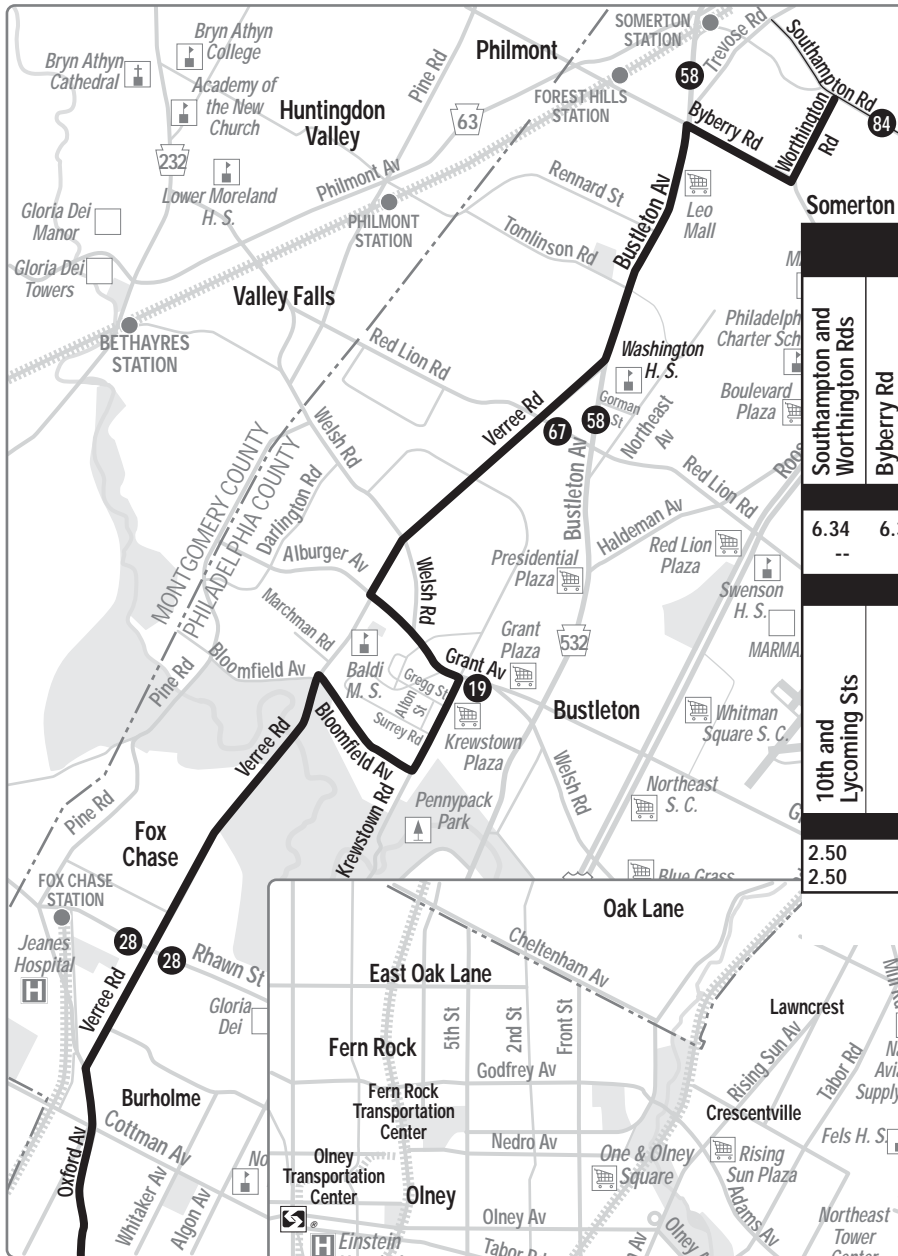
Southampton & Worthington Rds to 10th and Lycoming Sts

Effective August 29, 2022



SEPTA

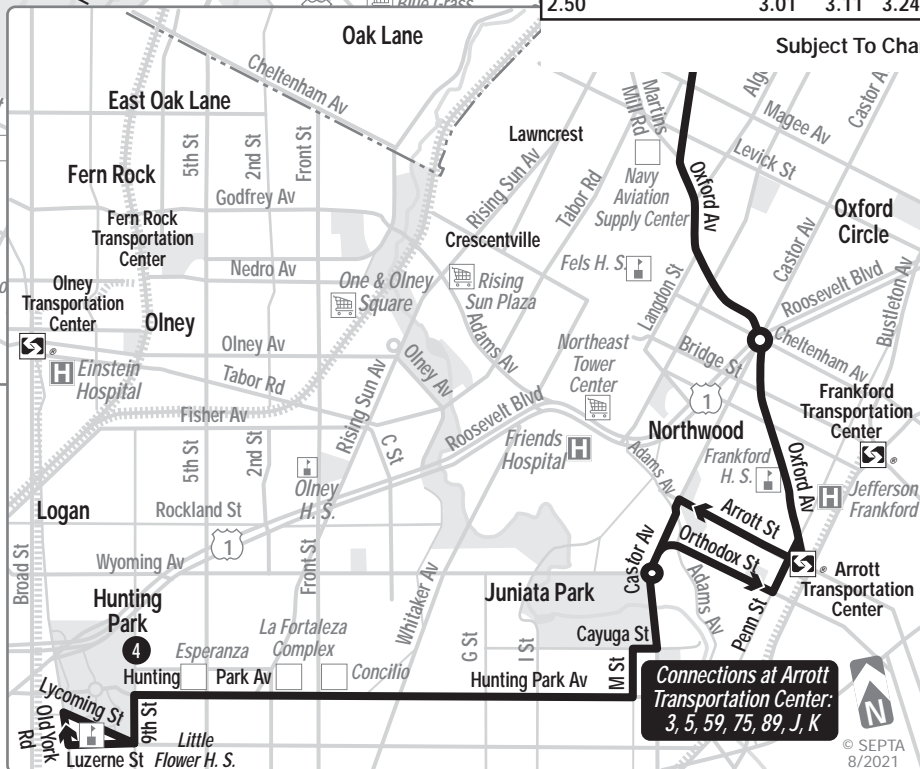
Service operates ONLY when school is in session.



MONDAYS THROUGH FRIDAYS

EXCEPT CERTAIN HOLIDAYS

Southampton and Worthington Rds	Byberry Rd and Bustleton Av	Verree Rd and Bustleton Av	Verree Rd and Loney St	Oxford and Cottman Aves	Arrott Transportation Center	G St and Hunting Park Av	10th and Lycoming Sts
AM SERVICE							
6.34	6.38	6.42	6.57	7.01	7.17	7.28	7.40
--	--	--	6.59	7.03	7.19	7.30	7.42
PM SERVICE							
2.50			3.01	3.11	3.24	3.26	--
2.50			3.01	3.11	3.24	3.26	3.36
							3.40
							3.50



Connections at Arrott Transportation Center:
3, 5, 59, 75, 89, J, K

SEPTA
8/2021



Suburban Transit

Norristown High Speed Line

Norristown
Transportation
Center
to 69th Street
Transportation
Center



SEPTA

Serving
Gulph Mills,
Radnor, Villanova
and Bryn Mawr

SERVICE LEVELS (FREQUENCY IN MINUTES)

WEEKDAYS

AM PEAK	15
BASE	30
PM PEAK	15
EARLY EVENING	20
LATE NIGHT	20 TO 30
OWL	--
TOTAL TRIPS	188

SATURDAYS

AM	20
BASE	20
PM	20
EARLY EVENING	30
LATE NIGHT	30
OWL	--
TOTAL TRIPS	110

SUNDAYS

AM	30
BASE	30
PM	30
EARLY EVENING	30
LATE NIGHT	30
OWL	--
TOTAL TRIPS	84

SERVICE
SPAN

4:00A - 2:30A

5:00A - 2:30A

5:00A - 2:30A

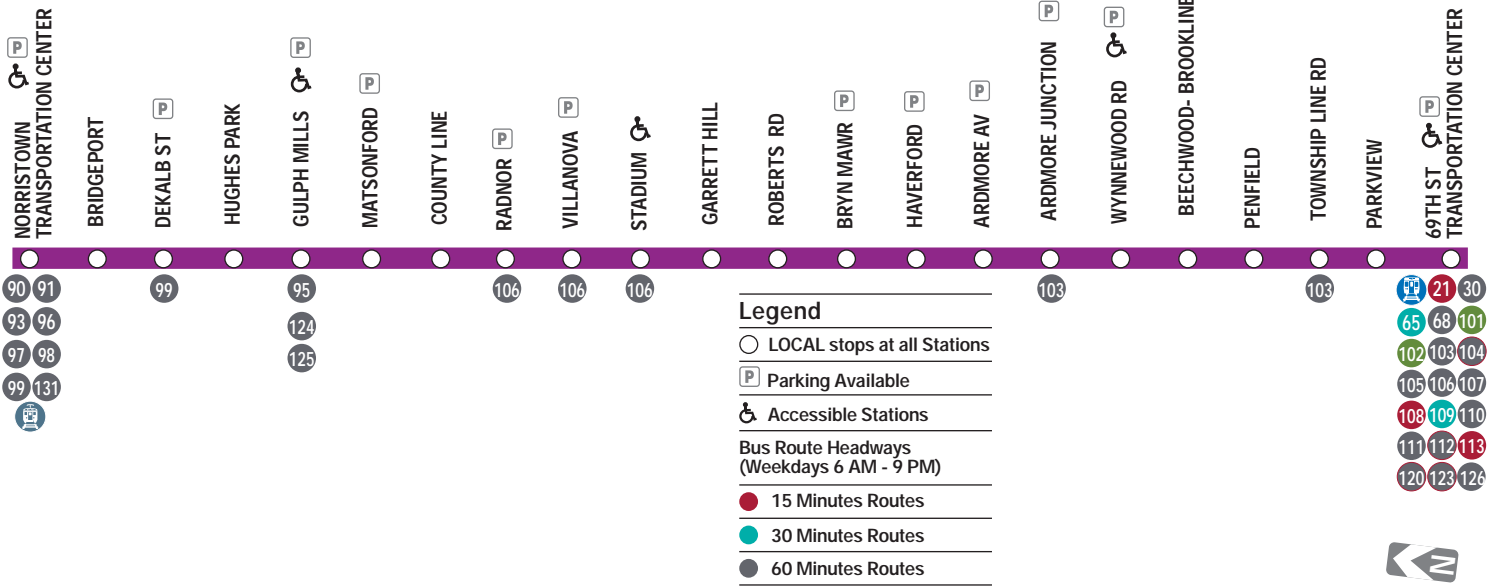
OPERATING STATISTICS

ONE WAY ROUTE MILES (AVG.)	13.4	<u>RANK</u>
DAILY AVERAGE (WK) RIDERSHIP	4,197	2ND
VEHICLE HOURS (ANNUAL)	41,401	
VEHICLE MILES (ANNUAL)	733,209	
PEAK VEHICLES	13	
FULLY ALLOCATED EXPENSES	\$14,091,113	
PASSENGER REVENUE	\$1,691,884	
OPERATING RATIO	12%	13TH
ON TIME % (SEASON)	N/A	

CHARACTERISTICS

MODE
DIVISION
OPERATING DISTRICT(S)
COUNTY(S) SERVED
VEHICLE SIZE

HIGH SPEED RAIL
SURFACE-SUBURBAN
VICTORY
DELAWARE, MONTGOMERY
65'5" CAR (OPERATED AS ONE AND TWO CAR TRAINS)



NORRISTOWN TRANSPORTATION CENTER
 BRIDGEPORT
 DEKALB ST
 HUGHES PARK
 GULPH MILLS
 MATSONFORD
 COUNTY LINE
 RADNOR
 VILLANOVA
 STADIUM
 GARRETT HILL
 ROBERTS RD
 BRYN MAWR
 HAVERFORD
 ARDMORE AV
 ARDMORE JUNCTION
 WYNNWOOD RD
 BEECHWOOD - BROOKLINE
 PENFIELD
 TOWNSHIP LINE RD
 PARKVIEW
 69TH ST TRANSPORTATION CENTER

- 90 91
- 93 96
- 97 98
- 99 131
- 99
- 95
- 124
- 125
- 106
- 106
- 106
- 103
- 103
- 21 30
- 65 68 101
- 102 103 104
- 105 106 107
- 108 109 110
- 111 112 113
- 120 123 126

90

Plymouth Meeting Mall to Norristown Transportation Center



SEPTA
Serving Penn Square

SERVICE LEVELS (FREQUENCY IN MINUTES)

WEEKDAYS

AM PEAK	40 TO 60
BASE	60
PM PEAK	60
EARLY EVENING	2 TRIPS
LATE NIGHT	2 TRIPS
OWL	--
TOTAL TRIPS	33

SATURDAYS

AM	60
BASE	60
PM	60
EARLY EVENING	2 TRIPS
LATE NIGHT	2 TRIPS
OWL	--
TOTAL TRIPS	31

SUNDAYS

AM	--
BASE	--
PM	--
EARLY EVENING	--
LATE NIGHT	--
OWL	--
TOTAL TRIPS	--

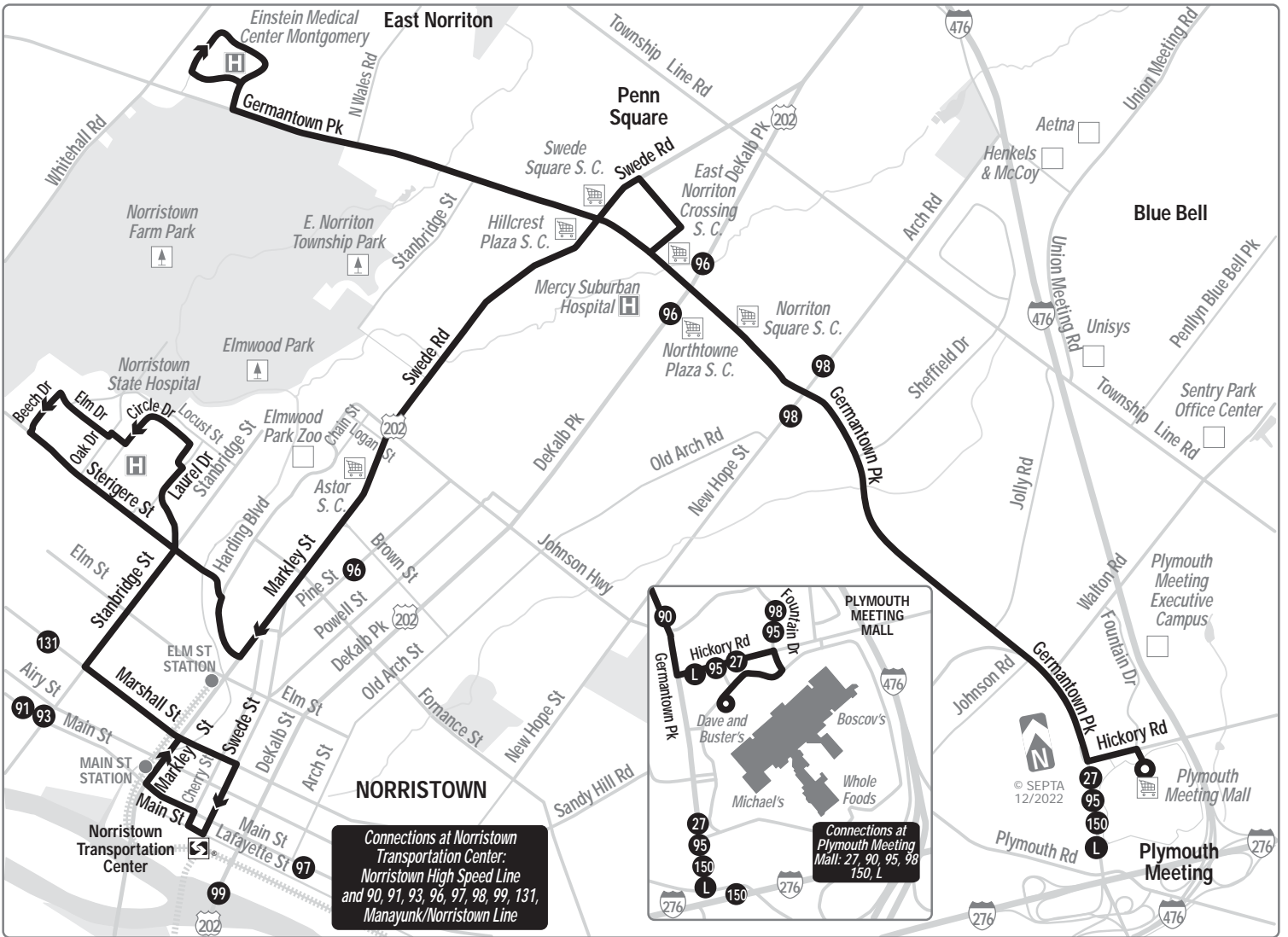
SERVICE SPAN	6:00A - 11:30P	6:00A - 11:30P	NO SERVICE
--------------	----------------	----------------	------------

OPERATING STATISTICS

ONE WAY ROUTE MILES (AVG.)	13.3	<u>RANK</u>
DAILY AVERAGE (WK) RIDERSHIP	244	34TH
VEHICLE HOURS (ANNUAL)	11,353	
VEHICLE MILES (ANNUAL)	138,304	
PEAK VEHICLES	4	
FULLY ALLOCATED EXPENSES	\$1,338,590	
PASSENGER REVENUE	\$95,761	
OPERATING RATIO	7%	33RD
ON TIME % (SEASON)	85%	

CHARACTERISTICS

MODE	BUS
DIVISION	SURFACE - SUBURBAN
OPERATING DISTRICT(S)	FRONTIER
COUNTY(S) SERVED	MONTGOMERY
VEHICLE SIZE	40'



91

Graterford to Norristown Transportation Center



SEPTA

SERVICE LEVELS (FREQUENCY IN MINUTES)

WEEKDAYS

AM PEAK
BASE
PM PEAK
EARLY EVENING
LATE NIGHT
OWL
TOTAL TRIPS

--
--
--
--
--
--
--

SATURDAYS

AM
BASE
PM
EARLY EVENING
LATE NIGHT
OWL
TOTAL TRIPS

1 TRIP
LTD
1 TRIP
--
--
--
--

SUNDAYS

AM
BASE
PM
EARLY EVENING
LATE NIGHT
OWL
TOTAL TRIPS

--
--
--
--
--
--
--

SERVICE
SPAN

NO SERVICE

8:30A - 3:30P

NO SERVICE

OPERATING STATISTICS

ONE WAY ROUTE MILES (AVG.)
DAILY AVERAGE (SAT) RIDERSHIP
VEHICLE HOURS (ANNUAL)
VEHICLE MILES (ANNUAL)
PEAK VEHICLES
FULLY ALLOCATED EXPENSES
PASSENGER REVENUE
OPERATING RATIO
ON TIME % (SEASON)

14.2
--
395
4,770
1
\$140,243
--
--

RANK
46TH

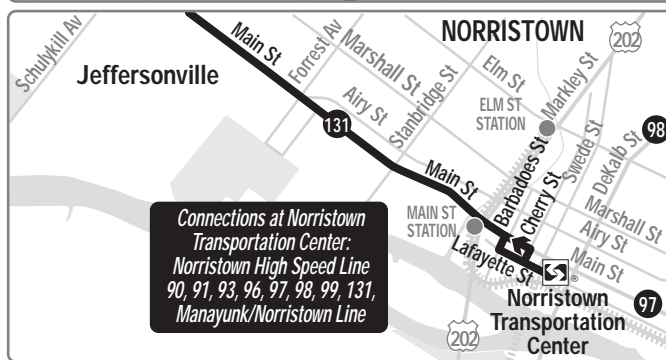
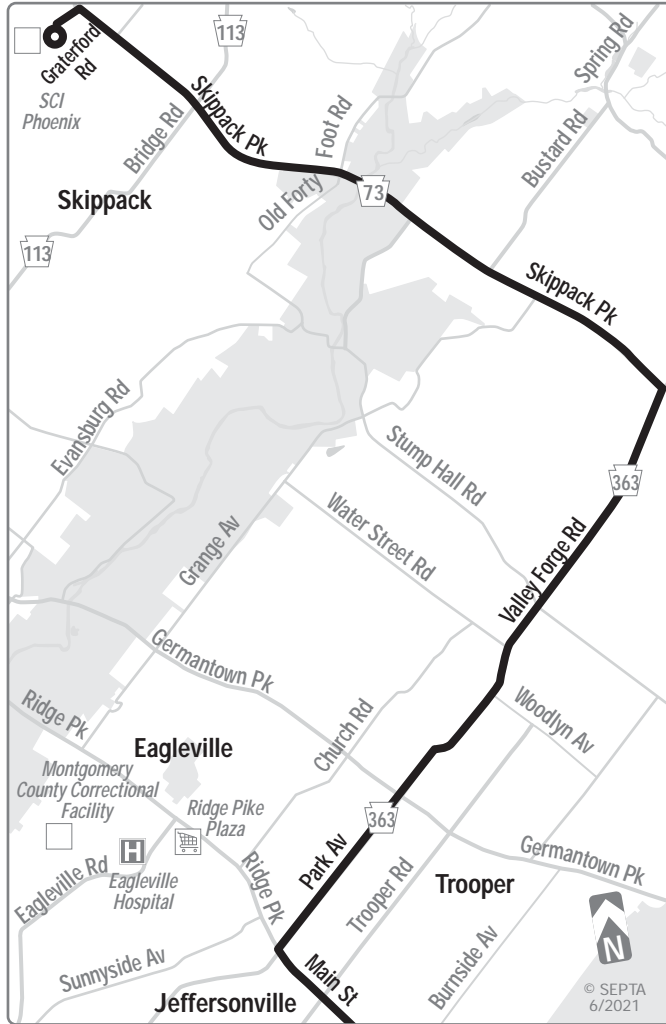
46TH

CHARACTERISTICS

MODE
DIVISION
OPERATING DISTRICT(S)
COUNTY(S) SERVED
VEHICLE SIZE

BUS
SURFACE - SUBURBAN
FRONTIER
MONTGOMERY
40'

SUSPENDED UNTIL FURTHER NOTICE



92

West Chester Transportation Center to King of Prussia



SEPTA

SERVICE LEVELS (FREQUENCY IN MINUTES)

WEEKDAYS

AM PEAK
 BASE
 PM PEAK
 EARLY EVENING
 LATE NIGHT
 OWL
 TOTAL TRIPS

60
 90
 60 TO 90
 90
 --
 --
 24

SATURDAYS

AM
 BASE
 PM
 EARLY EVENING
 LATE NIGHT
 OWL
 TOTAL TRIPS

90
 90
 90
 90 TO 120
 --
 --
 27

SUNDAYS

AM
 BASE
 PM
 EARLY EVENING
 LATE NIGHT
 OWL
 TOTAL TRIPS

--
 --
 --
 --
 --
 --

SERVICE SPAN

6:00A - 10:00P

6:30A - 10:300P

NO SERVICE

OPERATING STATISTICS

ONE WAY ROUTE MILES (AVG.)
 DAILY AVERAGE (WK) RIDERSHIP
 VEHICLE HOURS (ANNUAL)
 VEHICLE MILES (ANNUAL)
 PEAK VEHICLES
 FULLY ALLOCATED EXPENSES
 PASSENGER REVENUE
 OPERATING RATIO
 ON TIME % (SEASON)

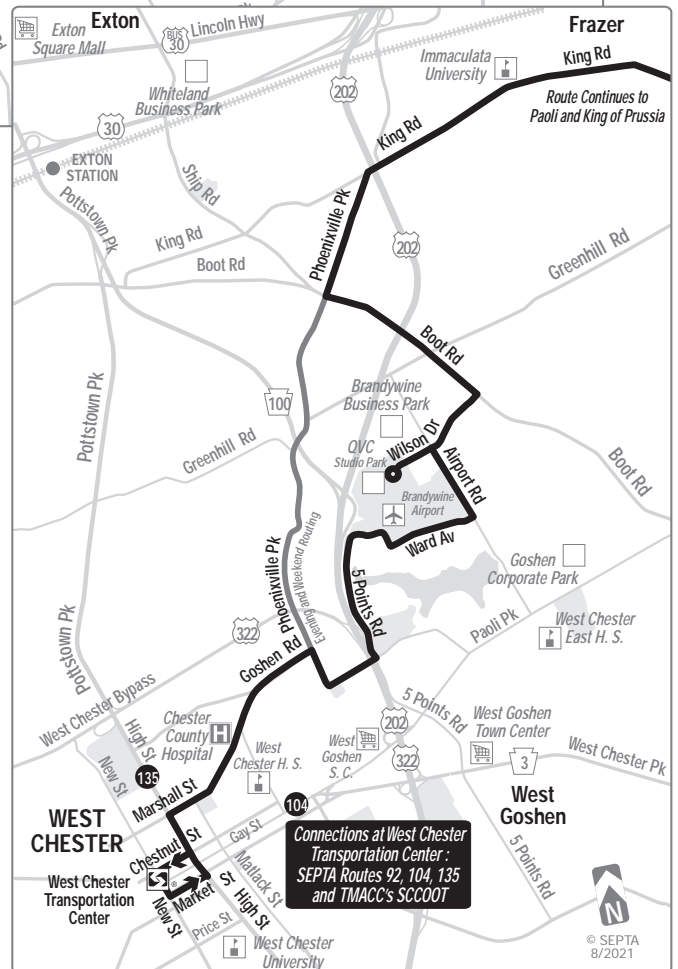
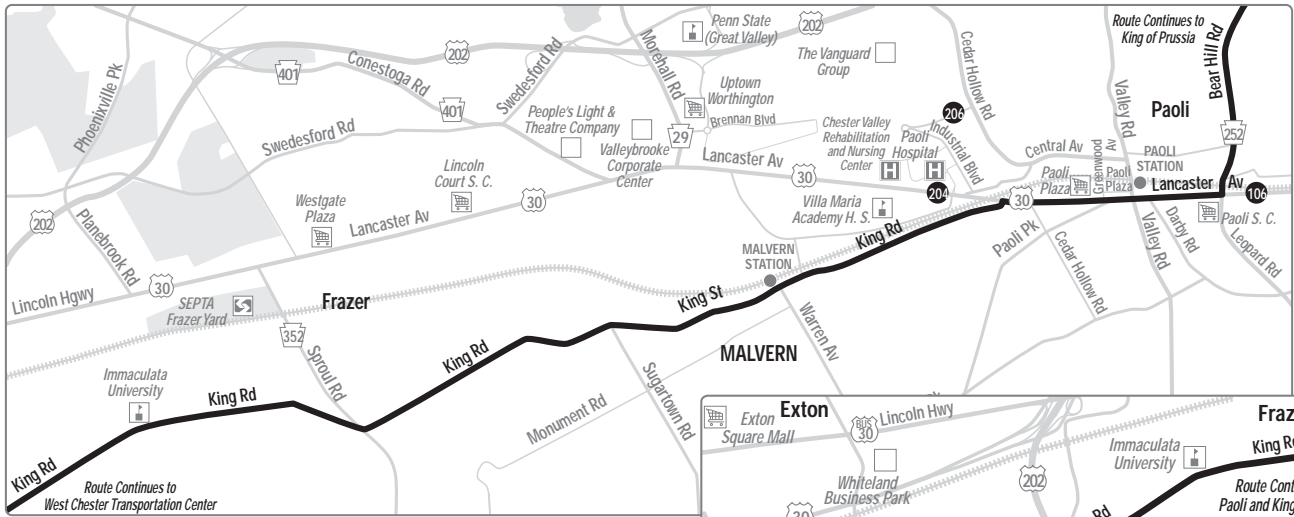
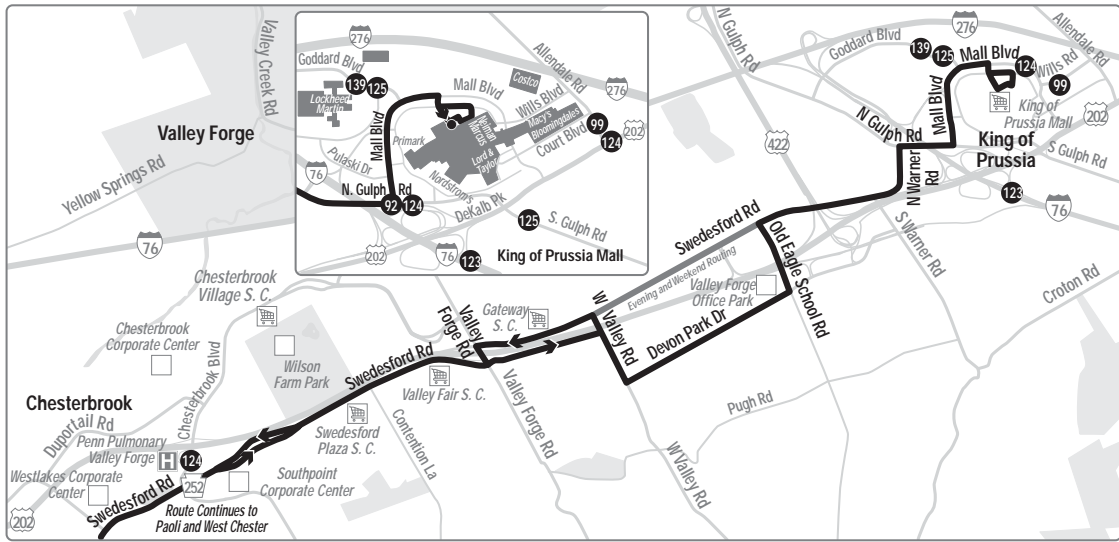
31.3
 120
 10,472
 187,870
 3
 \$1,266,044
 \$47,095
 4%
 79%

RANK
 41ST
 43RD

CHARACTERISTICS

MODE
 DIVISION
 OPERATING DISTRICT(S)
 COUNTY(S) SERVED
 VEHICLE SIZE

BUS
 SURFACE - SUBURBAN
 FRONTIER
 CHESTER, MONTGOMERY
 40'



93

Pottstown to Norristown Transportation Center



SEPTA

Serving Philadelphia
Premium Outlets
and Collegeville

SERVICE LEVELS (FREQUENCY IN MINUTES)

WEEKDAYS

AM PEAK	30 TO 60
BASE	60 TO 30
PM PEAK	30
EARLY EVENING	75
LATE NIGHT	2 TRIPS
OWL	--
TOTAL TRIPS	51

SATURDAYS

AM	30 TO 60
BASE	60
PM	60
EARLY EVENING	60
LATE NIGHT	2 TRIPS
OWL	--
TOTAL TRIPS	36

SUNDAYS

AM	120
BASE	60
PM	60
EARLY EVENING	60
LATE NIGHT	1 TRIP
OWL	--
TOTAL TRIPS	28

SERVICE SPAN	5:00A - 12:00A	5:30A - 11:00P	6:00A - 11:00P
--------------	----------------	----------------	----------------

OPERATING STATISTICS

ONE WAY ROUTE MILES (AVG.)	24.8	<u>RANK</u>
DAILY AVERAGE (WK) RIDERSHIP	716	17TH
VEHICLE HOURS (ANNUAL)	24,409	
VEHICLE MILES (ANNUAL)	431,687	
PEAK VEHICLES	7	
FULLY ALLOCATED EXPENSES	\$2,940,829	
PASSENGER REVENUE	\$330,462	
OPERATING RATIO	11%	17TH
ON TIME % (SEASON)	80%	

CHARACTERISTICS

MODE	BUS
DIVISION	SURFACE - SUBURBAN
OPERATING DISTRICT(S)	FRONTIER
COUNTY(S) SERVED	MONTGOMERY
VEHICLE SIZE	40'

94

Montgomery Mall to Chestnut Hill



SEPTA

Serving
Montgomery County
Community College
and Ambler

SERVICE LEVELS (FREQUENCY IN MINUTES)

WEEKDAYS

AM PEAK	60
BASE	60
PM PEAK	60 TO 90
EARLY EVENING	3 TRIPS
LATE NIGHT	--
OWL	--
TOTAL TRIPS	31

SATURDAYS

AM	60
BASE	60
PM	60 TO 90
EARLY EVENING	2 TRIPS
LATE NIGHT	--
OWL	--
TOTAL TRIPS	25

SUNDAYS

AM	1 TRIP
BASE	LTD
PM	3 TRIPS
EARLY EVENING	--
LATE NIGHT	--
OWL	--
TOTAL TRIPS	8

SERVICE
SPAN

6:30A - 10:30P

7:30A - 10:30P

8:00A - 7:30P

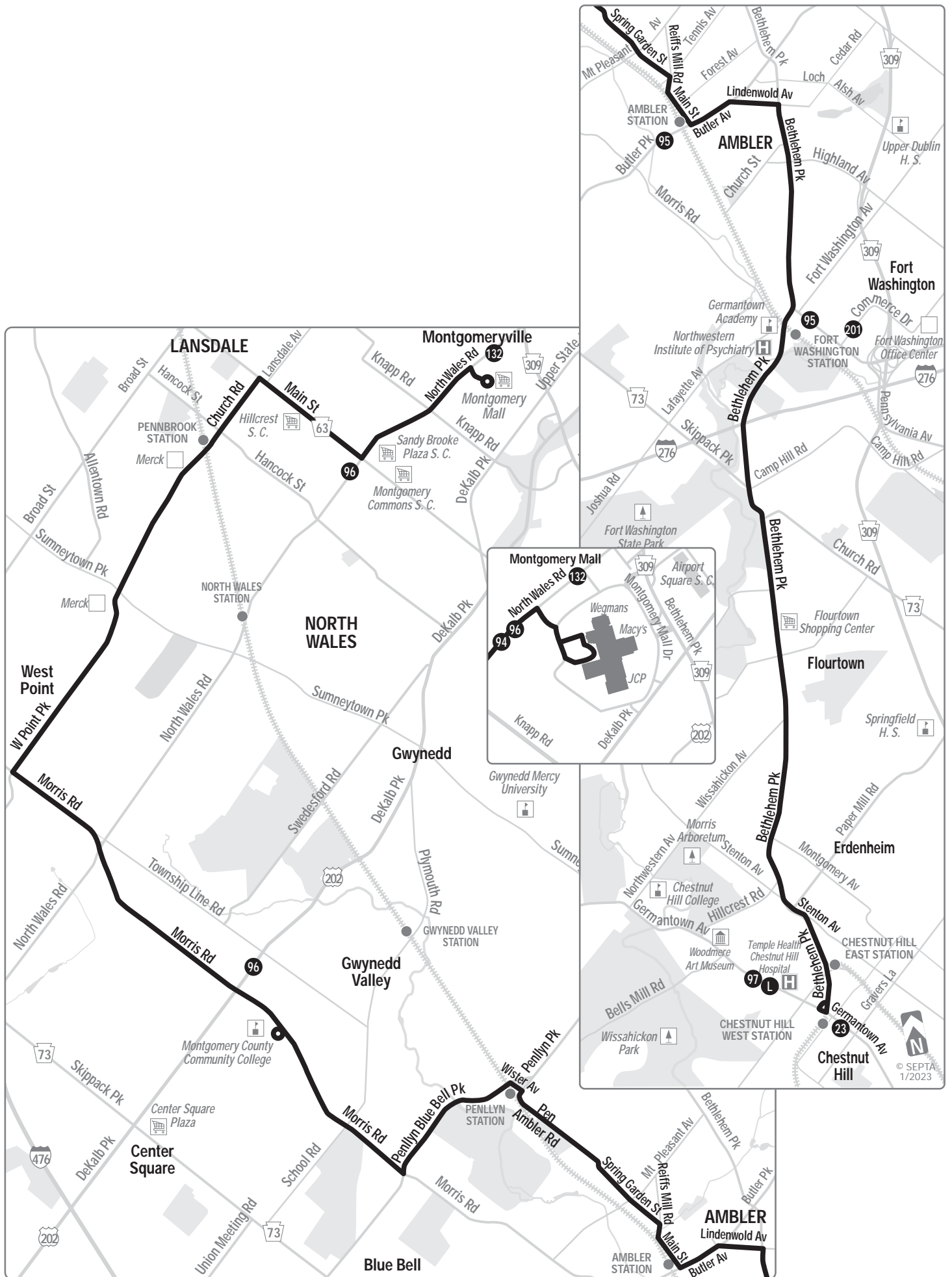
OPERATING STATISTICS

ONE WAY ROUTE MILES (AVG.)	18.2	<u>RANK</u>
DAILY AVERAGE (WK) RIDERSHIP	205	39TH
VEHICLE HOURS (ANNUAL)	11,665	
VEHICLE MILES (ANNUAL)	189,981	
PEAK VEHICLES	4	
FULLY ALLOCATED EXPENSES	\$1,447,907	
PASSENGER REVENUE	\$82,931	
OPERATING RATIO	6%	37TH
ON TIME % (SEASON)	86%	

CHARACTERISTICS

MODE
DIVISION
OPERATING DISTRICT(S)
COUNTY(S) SERVED
VEHICLE SIZE

BUS
SURFACE - SUBURBAN
FRONTIER
PHILADELPHIA, MONTGOMERY
40'



95

Gulph Mills to Willow Grove Park Mall



SEPTA

Serving Swedeland, Conshohocken, Plymouth Meeting Mall and Ambler

SERVICE LEVELS (FREQUENCY IN MINUTES)

<u>WEEKDAYS</u>		<u>SATURDAYS</u>		<u>SUNDAYS</u>	
AM PEAK	60	AM	60	AM	--
BASE	60	BASE	60	BASE	--
PM PEAK	60	PM	60	PM	--
EARLY EVENING	1 TRIP	EARLY EVENING	1 TRIP	EARLY EVENING	--
LATE NIGHT	--	LATE NIGHT	--	LATE NIGHT	--
OWL	--	OWL	--	OWL	--
TOTAL TRIPS	29	TOTAL TRIPS	26	TOTAL TRIPS	
SERVICE SPAN	6:00A - 8:30P	6:00A - 8:30P		NO SERVICE	

OPERATING STATISTICS

		<u>RANK</u>
ONE WAY ROUTE MILES (AVG.)	26.0	
DAILY AVERAGE (WK) RIDERSHIP	254	33RD
VEHICLE HOURS (ANNUAL)	16,344	
VEHICLE MILES (ANNUAL)	220,866	
PEAK VEHICLES	5	
FULLY ALLOCATED EXPENSES	\$1,882,869	
PASSENGER REVENUE	\$98,591	
OPERATING RATIO	5%	38TH
ON TIME % (SEASON)	82%	

CHARACTERISTICS

MODE	BUS
DIVISION	SURFACE - SUBURBAN
OPERATING DISTRICT(S)	FRONTIER
COUNTY(S) SERVED	MONTGOMERY
VEHICLE SIZE	40'

96

Lansdale to Norristown Transportation Center



SEPTA

Serving
Montgomery Mall

SERVICE LEVELS (FREQUENCY IN MINUTES)

WEEKDAYS

AM PEAK	30
BASE	30
PM PEAK	30
EARLY EVENING	70
LATE NIGHT	3 TRIPS
OWL	--
TOTAL TRIPS	67

SATURDAYS

AM	60
BASE	60
PM	60
EARLY EVENING	60
LATE NIGHT	3 TRIPS
OWL	--
TOTAL TRIPS	36

SUNDAYS

AM	60
BASE	60
PM	60
EARLY EVENING	60
LATE NIGHT	--
OWL	--
TOTAL TRIPS	32

SERVICE
SPAN

5:00A - 12:30A

6:00A - 12:00A

6:00A - 10:00P

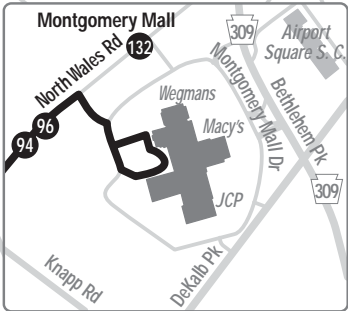
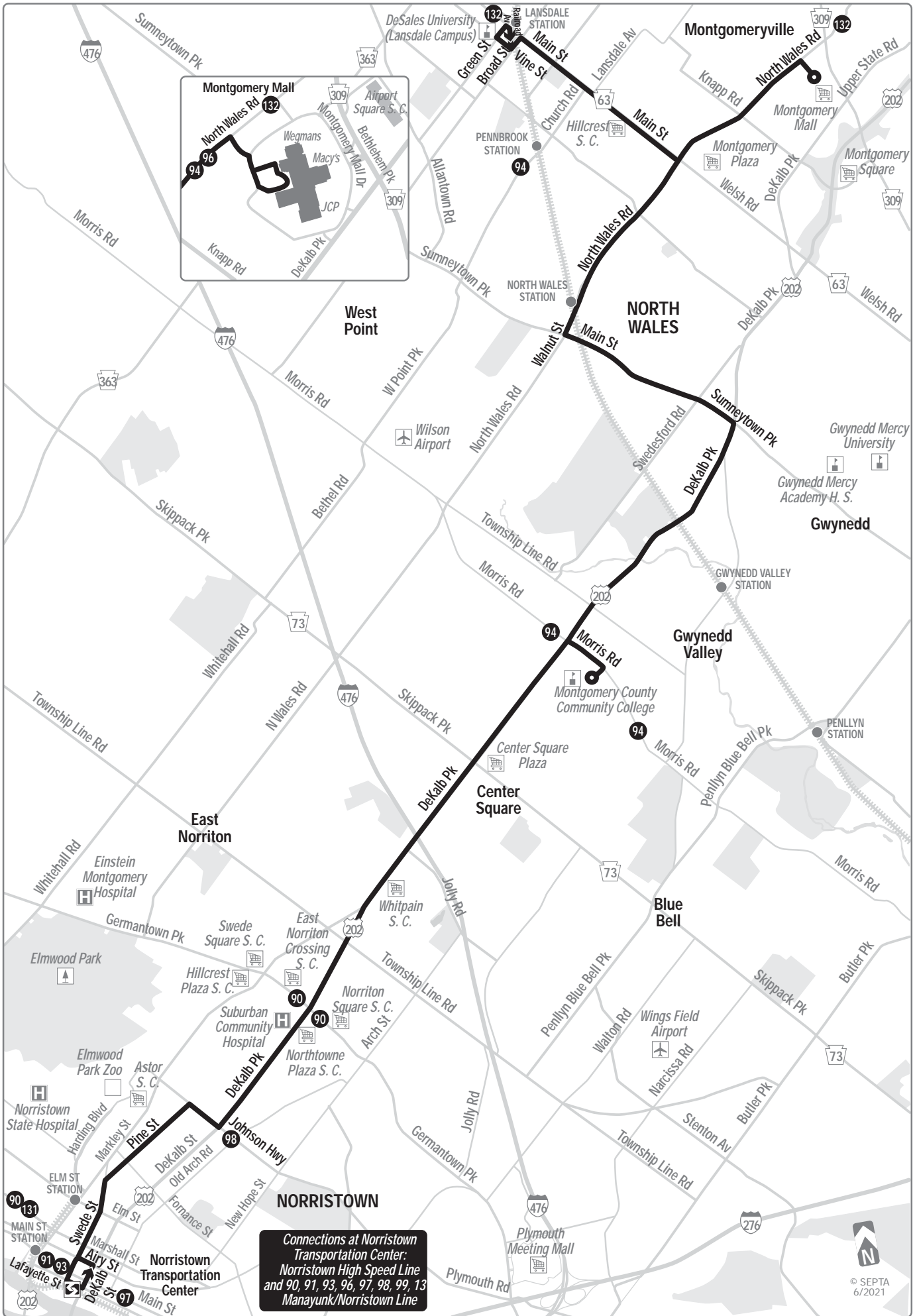
OPERATING STATISTICS

ONE WAY ROUTE MILES (AVG.)	16.9	<u>RANK</u>
DAILY AVERAGE (WK) RIDERSHIP	731	16TH
VEHICLE HOURS (ANNUAL)	27,332	
VEHICLE MILES (ANNUAL)	355,153	
PEAK VEHICLES	7	
FULLY ALLOCATED EXPENSES	\$2,975,386	
PASSENGER REVENUE	\$317,151	
OPERATING RATIO	11%	19TH
ON TIME % (SEASON)	84%	

CHARACTERISTICS

MODE
DIVISION
OPERATING DISTRICT(S)
COUNTY(S) SERVED
VEHICLE SIZE

BUS
SURFACE - SUBURBAN
FRONTIER
MONTGOMERY
40'



Connections at Norristown Transportation Center:
 Norristown High Speed Line
 and 90, 91, 93, 96, 97, 98, 99, 13
 Manayunk/Norristown Line



© SEPTA
 6/2021

97

Chestnut Hill to Norristown Transportation Center



SEPTA

Serving Barren Hill
and Conshohocken

SERVICE LEVELS (FREQUENCY IN MINUTES)

WEEKDAYS

AM PEAK
BASE
PM PEAK
EARLY EVENING
LATE NIGHT
OWL
TOTAL TRIPS

60
60
60
70
35
--
40

SATURDAYS

AM
BASE
PM
EARLY EVENING
LATE NIGHT
OWL
TOTAL TRIPS

60
60
60
60
3 TRIPS
--
36

SUNDAYS

AM
BASE
PM
EARLY EVENING
LATE NIGHT
OWL
TOTAL TRIPS

60
60
60
2 TRIPS
--
--
28

SERVICE
SPAN

5:00A - 12:30A

6:00A - 11:30P

7:00A - 10:00P

OPERATING STATISTICS

ONE WAY ROUTE MILES (AVG.)
DAILY AVERAGE (WK) RIDERSHIP
VEHICLE HOURS (ANNUAL)
VEHICLE MILES (ANNUAL)
PEAK VEHICLES
FULLY ALLOCATED EXPENSES
PASSENGER REVENUE
OPERATING RATIO
ON TIME % (SEASON)

13.4
416
14,947
168,939
3
\$1,492,342
\$181,894
12%
90%

RANK
27TH
10TH

CHARACTERISTICS

MODE
DIVISION
OPERATING DISTRICT(S)
COUNTY(S) SERVED
VEHICLE SIZE

BUS
SURFACE - SUBURBAN
FRONTIER
MONTGOMERY, PHILADELPHIA
40'

98

Blue Bell or Plymouth Meeting Mall to Norristown Transportation Center



SEPTA

SERVICE LEVELS (FREQUENCY IN MINUTES)

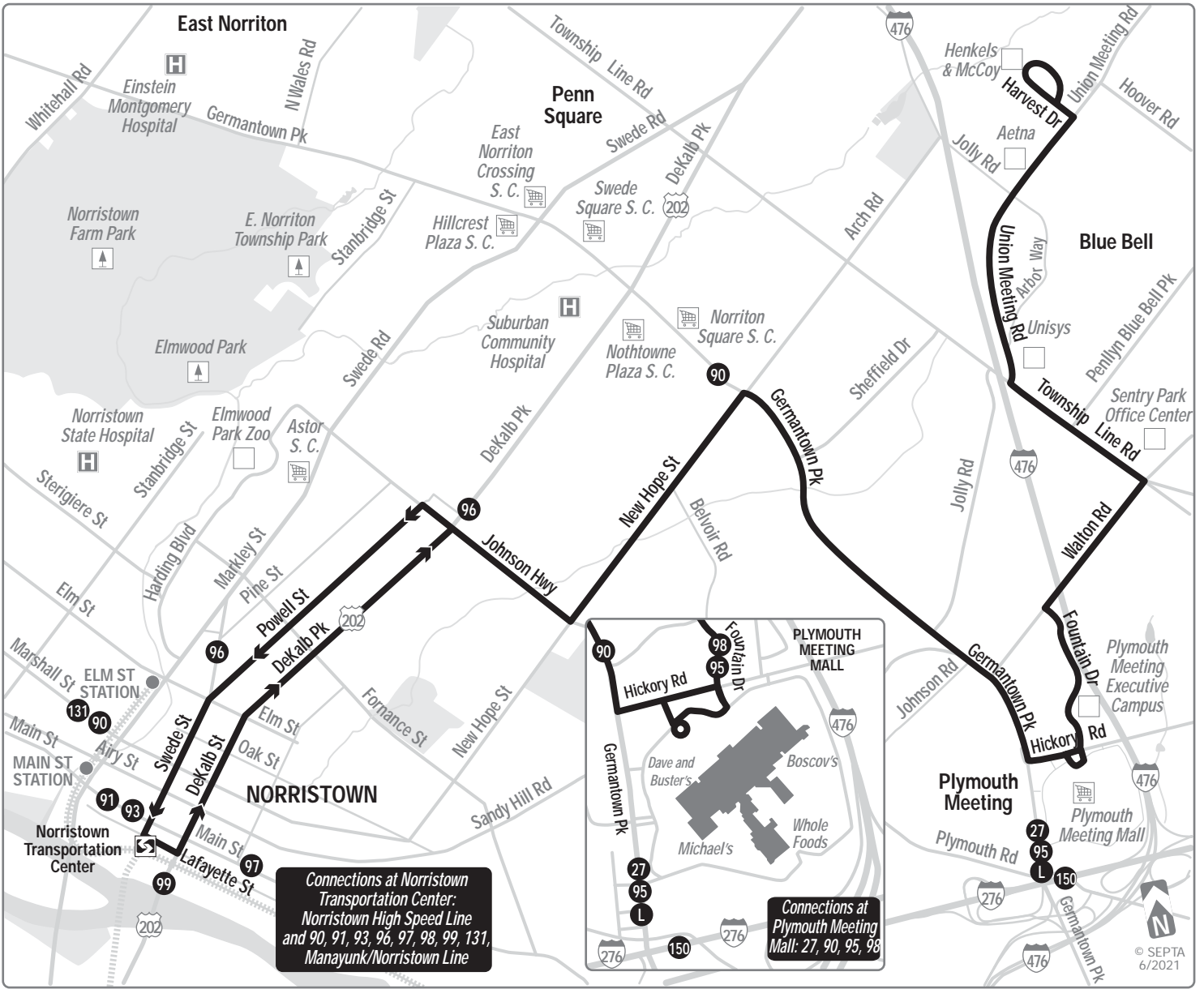
<u>WEEKDAYS</u>		<u>SATURDAYS</u>		<u>SUNDAYS</u>	
AM PEAK	30	AM	60	AM	--
BASE	30	BASE	60	BASE	60
PM PEAK	30	PM	60	PM	60
EARLY EVENING	70	EARLY EVENING	60	EARLY EVENING	--
LATE NIGHT	3 TRIPS	LATE NIGHT	2 TRIPS	LATE NIGHT	--
OWL	--	OWL	--	OWL	--
TOTAL TRIPS	60	TOTAL TRIPS	34	TOTAL TRIPS	20
SERVICE SPAN	6:00A - 11:30A	6:00A - 11:00P		9:00A - 7:00P	

OPERATING STATISTICS

		<u>RANK</u>
ONE WAY ROUTE MILES (AVG.)	8.5	
DAILY AVERAGE (WK) RIDERSHIP	470	25TH
VEHICLE HOURS (ANNUAL)	12,284	
VEHICLE MILES (ANNUAL)	145,938	
PEAK VEHICLES	4	
FULLY ALLOCATED EXPENSES	\$1,406,095	
PASSENGER REVENUE	\$190,626	
OPERATING RATIO	14%	8TH
ON TIME % (SEASON)	91%	

CHARACTERISTICS

MODE	BUS
DIVISION	SURFACE - SUBURBAN
OPERATING DISTRICT(S)	FRONTIER
COUNTY(S) SERVED	MONTGOMERY
VEHICLE SIZE	40'



99

Phoenixville to Norristown Transportation Center



 SEPTA

Serving
King of Prussia

SERVICE LEVELS (FREQUENCY IN MINUTES)

<u>WEEKDAYS</u>		<u>SATURDAYS</u>		<u>SUNDAYS</u>	
AM PEAK	30	AM	60	AM	60
BASE	30	BASE	30	BASE	60
PM PEAK	30	PM	30	PM	60
EARLY EVENING	70	EARLY EVENING	60	EARLY EVENING	60
LATE NIGHT	1 TRIP	LATE NIGHT	3 TRIPS	LATE NIGHT	2 TRIPS
OWL	--	OWL	--	OWL	--
TOTAL TRIPS	62	TOTAL TRIPS	55	TOTAL TRIPS	33

SERVICE SPAN	5:00A - 12:00A	5:30A - 12:30A	6:00A - 11:30P
--------------	----------------	----------------	----------------

OPERATING STATISTICS

ONE WAY ROUTE MILES (AVG.)	23.2	<u>RANK</u>
DAILY AVERAGE (WK) RIDERSHIP	739	15TH
VEHICLE HOURS (ANNUAL)	28,882	
VEHICLE MILES (ANNUAL)	397,940	
PEAK VEHICLES	8	
FULLY ALLOCATED EXPENSES	\$3,249,761	
PASSENGER REVENUE	\$340,375	
OPERATING RATIO	10%	21ST
ON TIME % (SEASON)	87%	

CHARACTERISTICS

MODE	BUS
DIVISION	SURFACE - SUBURBAN
OPERATING DISTRICT(S)	FRONTIER
COUNTY(S) SERVED	MONTGOMERY, CHESTER
VEHICLE SIZE	40'

101

Media to 69th Street Transportation Center



SEPTA
Serving
Springfield

SERVICE LEVELS (FREQUENCY IN MINUTES)

<u>WEEKDAYS</u>		<u>SATURDAYS</u>		<u>SUNDAYS</u>	
AM PEAK	20	AM	30	AM	30
BASE	30	BASE	30	BASE	30
PM PEAK	20	PM	30	PM	30
EARLY EVENING	30	EARLY EVENING	30	EARLY EVENING	40
LATE NIGHT	30	LATE NIGHT	60	LATE NIGHT	60
OWL	--	OWL	--	OWL	--
TOTAL TRIPS	102	TOTAL TRIPS	68	TOTAL TRIPS	64
SERVICE SPAN	4:00A - 1:30A	5:30A - 2:00A		6:00A - 2:00A	

OPERATING STATISTICS

		<u>RANK</u>
ONE WAY ROUTE MILES (AVG.)	8.6	
DAILY AVERAGE (WK) RIDERSHIP	3,844	4TH
VEHICLE HOURS (ANNUAL)	21,135	
VEHICLE MILES (ANNUAL)	197,401	
PEAK VEHICLES	9	
FULLY ALLOCATED EXPENSES	\$6,306,617	
PASSENGER REVENUE	\$568,899	
OPERATING RATIO	9%	25TH
ON TIME % (SEASON)	83%	

CHARACTERISTICS

MODE	TROLLEY
DIVISION	SURFACE - SUBURBAN
OPERATING DISTRICT(S)	VICTORY
COUNTY(S) SERVED	DELAWARE
VEHICLE SIZE	53' CAR (OPERATED AS ONE AND TWO CAR TRAINS)

102

Sharon Hill to 69th Street Transportation Center



SEPTA
Serving Aldan

SERVICE LEVELS (FREQUENCY IN MINUTES)

WEEKDAYS

AM PEAK	17
BASE	30
PM PEAK	17
EARLY EVENING	30
LATE NIGHT	30
OWL	--
TOTAL TRIPS	110

SATURDAYS

AM	30
BASE	30
PM	30
EARLY EVENING	30
LATE NIGHT	60
OWL	--
TOTAL TRIPS	70

SUNDAYS

AM	30
BASE	30
PM	30
EARLY EVENING	60
LATE NIGHT	60
OWL	--
TOTAL TRIPS	70

SERVICE SPAN

4:30A - 2:30A

5:00A - 1:00A

5:00A - 1:00A

OPERATING STATISTICS

ONE WAY ROUTE MILES (AVG.)	5.2	<u>RANK</u>
DAILY AVERAGE (WK) RIDERSHIP	3,888	3RD
VEHICLE HOURS (ANNUAL)	13,324	
VEHICLE MILES (ANNUAL)	124,449	
PEAK VEHICLES	5	
FULLY ALLOCATED EXPENSES	\$3,728,224	
PASSENGER REVENUE	\$575,422	
OPERATING RATIO	15%	7TH
ON TIME % (SEASON)	84%	

CHARACTERISTICS

MODE	TROLLEY
DIVISION	SURFACE - SUBURBAN
OPERATING DISTRICT(S)	VICTORY
COUNTY(S) SERVED	DELAWARE
VEHICLE SIZE	53' CAR (OPERATED AS ONE AND TWO CAR TRAINS)

103

Ardmore to 69th Street Transportation Center



SEPTA

Serving
Brookline and
Overbrook Park

SERVICE LEVELS (FREQUENCY IN MINUTES)

WEEKDAYS

AM PEAK	15
BASE	60
PM PEAK	30
EARLY EVENING	50
LATE NIGHT	2 TRIPS
OWL	--
TOTAL TRIPS	57

SATURDAYS

AM	60
BASE	60
PM	60
EARLY EVENING	60
LATE NIGHT	2 TRIPS
OWL	--
TOTAL TRIPS	35

SUNDAYS

AM	60
BASE	60
PM	60
EARLY EVENING	60
LATE NIGHT	--
OWL	--
TOTAL TRIPS	32

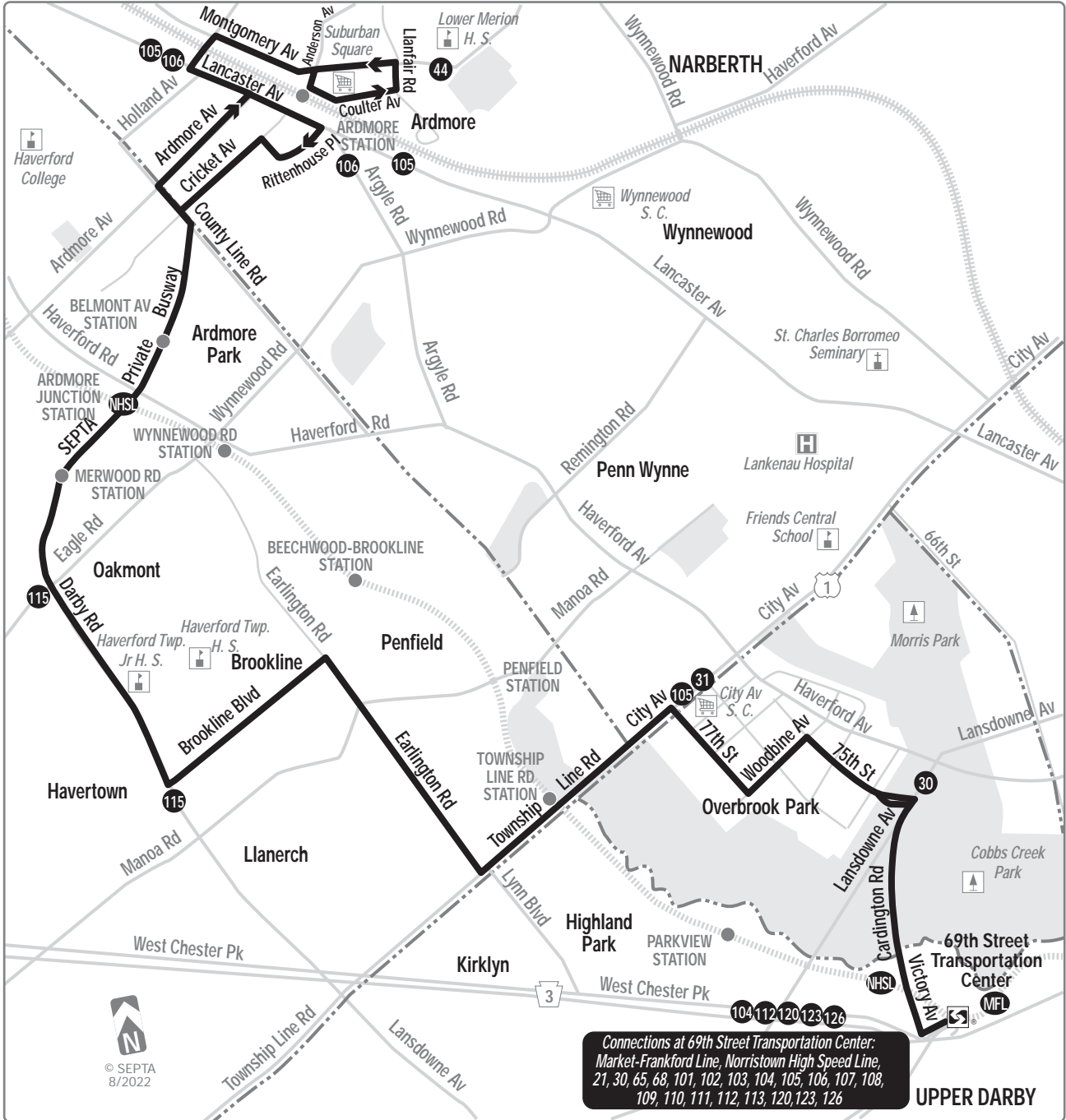
SERVICE SPAN	5:00A - 11:00P	6:00A - 11:30P	7:00A - 10:30P
--------------	----------------	----------------	----------------

OPERATING STATISTICS

ONE WAY ROUTE MILES (AVG.)	8.4	<u>RANK</u>
DAILY AVERAGE (WK) RIDERSHIP	580	21ST
VEHICLE HOURS (ANNUAL)	14,282	
VEHICLE MILES (ANNUAL)	131,115	
PEAK VEHICLES	4	
FULLY ALLOCATED EXPENSES	\$1,790,833	
PASSENGER REVENUE	\$214,419	
OPERATING RATIO	12%	
ON TIME % (SEASON)	84%	14TH

CHARACTERISTICS

MODE	BUS
DIVISION	SURFACE -SUBURBAN
OPERATING DISTRICT(S)	VICTORY
COUNTY(S) SERVED	DELAWARE, MONTGOMERY, PHILADELPHIA
VEHICLE SIZE	40'



© SEPTA
8/2022

104

West Chester University to 69th Street Transportation Center



SEPTA

Serving Newtown Square

SERVICE LEVELS (FREQUENCY IN MINUTES)

WEEKDAYS

AM PEAK	30
BASE	30
PM PEAK	30
EARLY EVENING	30
LATE NIGHT	60
OWL	--
TOTAL TRIPS	115

SATURDAYS

AM	30
BASE	60
PM	45
EARLY EVENING	60
LATE NIGHT	60
OWL	--
TOTAL TRIPS	54

SUNDAYS

AM	30
BASE	30
PM	30
EARLY EVENING	30
LATE NIGHT	45
OWL	--
TOTAL TRIPS	62

SERVICE SPAN

4:00A - 2:30A

5:00A - 2:00A

5:00A - 2:00A

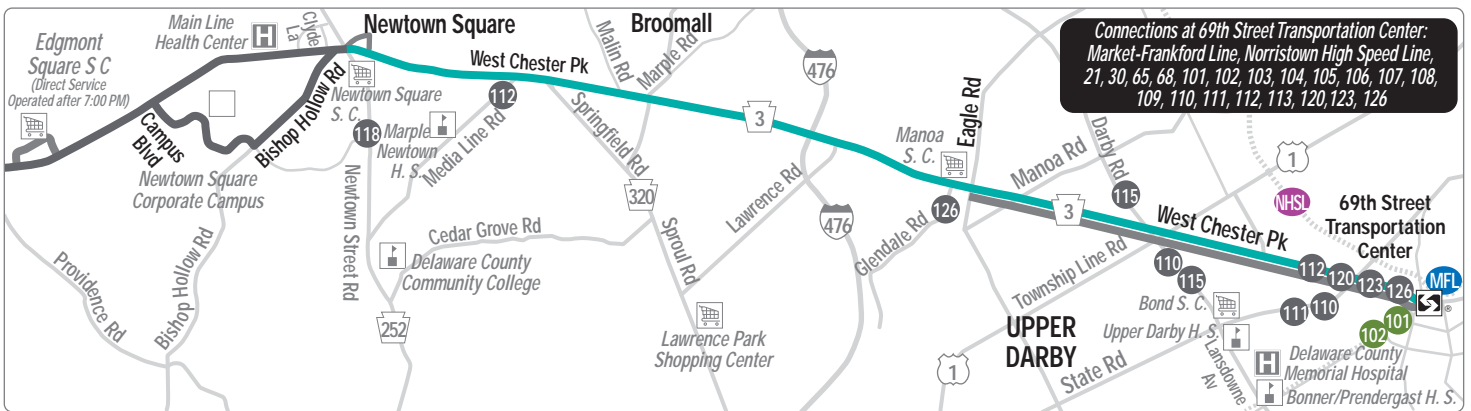
OPERATING STATISTICS

ONE WAY ROUTE MILES (AVG.)	21.3	RANK
DAILY AVERAGE (WK) RIDERSHIP	1,872	7TH
VEHICLE HOURS (ANNUAL)	41,058	
VEHICLE MILES (ANNUAL)	617,529	
PEAK VEHICLES	12	
FULLY ALLOCATED EXPENSES	\$5,689,948	
PASSENGER REVENUE	\$747,485	
OPERATING RATIO	13%	9TH
ON TIME % (SEASON)	75%	

CHARACTERISTICS

MODE
DIVISION
OPERATING DISTRICT(S)
COUNTY(S) SERVED
VEHICLE SIZE

BUS
SURFACE - SUBURBAN
VICTORY
DELAWARE, CHESTER
40'



105

Rosemont to 69th Street Transportation Center



SEPTA
 Serving
 Ardmore and
 Lankenau
 Medical Center

SERVICE LEVELS (FREQUENCY IN MINUTES)

WEEKDAYS

AM PEAK	30
BASE	60
PM PEAK	30
EARLY EVENING	60
LATE NIGHT	3 TRIPS
OWL	--
TOTAL TRIPS	53

SATURDAYS

AM	60
BASE	60
PM	60
EARLY EVENING	60
LATE NIGHT	3 TRIPS
OWL	--
TOTAL TRIPS	34

SUNDAYS

AM	60
BASE	60
PM	60
EARLY EVENING	60
LATE NIGHT	3 TRIPS
OWL	--
TOTAL TRIPS	34

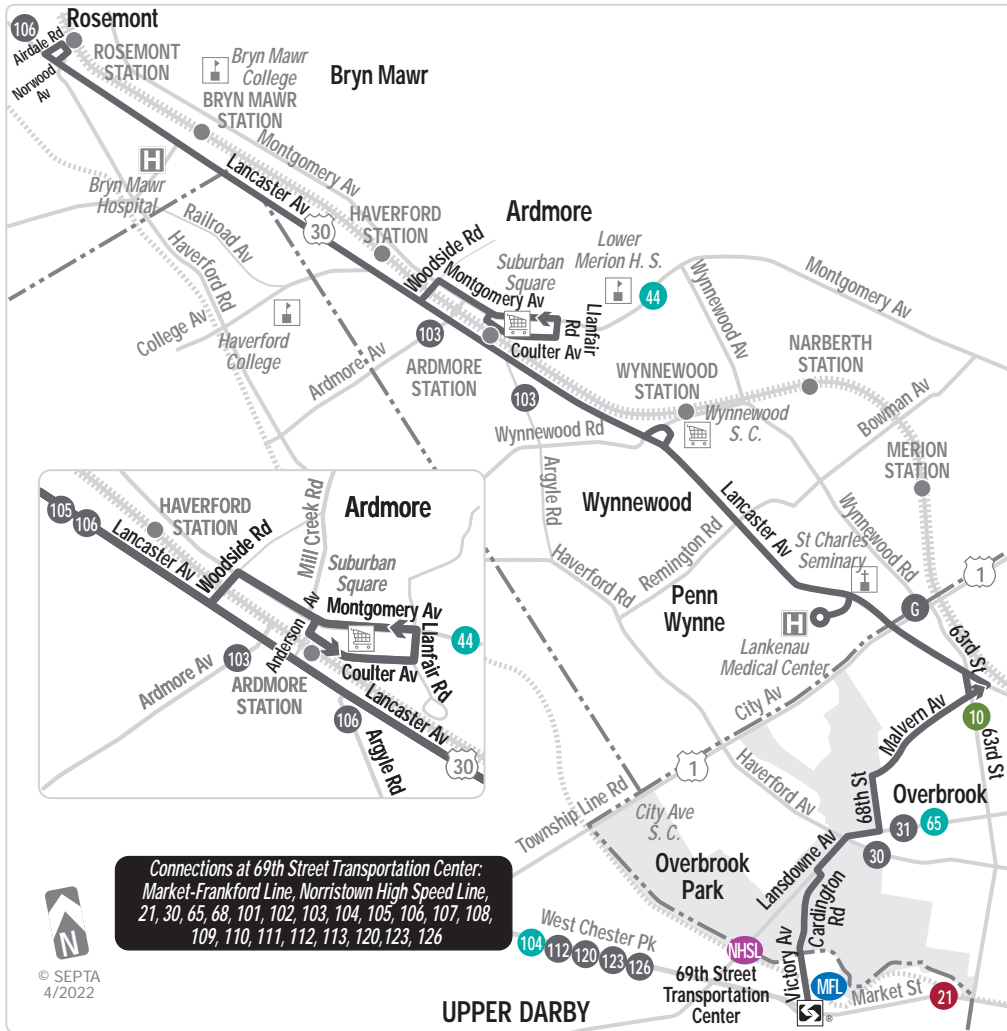
SERVICE SPAN	5:00A - 12:00A	6:30A - 12:00A	6:30A - 12:00A
--------------	----------------	----------------	----------------

OPERATING STATISTICS

ONE WAY ROUTE MILES (AVG.)	8.9	<u>RANK</u>
DAILY AVERAGE (WK) RIDERSHIP	777	14TH
VEHICLE HOURS (ANNUAL)	14,529	
VEHICLE MILES (ANNUAL)	145,157	
PEAK VEHICLES	5	
FULLY ALLOCATED EXPENSES	\$1,954,670	
PASSENGER REVENUE	\$307,367	
OPERATING RATIO	16%	4TH
ON TIME % (SEASON)	82%	

CHARACTERISTICS

MODE	BUS
DIVISION	SURFACE - SUBURBAN
OPERATING DISTRICT(S)	VICTORY
COUNTY(S) SERVED	DELAWARE, MONTGOMERY, PHILADELPHIA
VEHICLE SIZE	40'



106

Paoli to 69th Street Transportation Center



SEPTA

Serving
Penn Wynne
and Ardmore

SERVICE LEVELS (FREQUENCY IN MINUTES)

WEEKDAYS

AM PEAK	40
BASE	60
PM PEAK	30
EARLY EVENING	1 TRIP
LATE NIGHT	--
OWL	--
TOTAL TRIPS	38

SATURDAYS

AM	2 TRIPS
BASE	60
PM	60
EARLY EVENING	--
LATE NIGHT	--
OWL	--
TOTAL TRIPS	24

SUNDAYS

AM	--
BASE	--
PM	--
EARLY EVENING	--
LATE NIGHT	--
OWL	--
TOTAL TRIPS	--

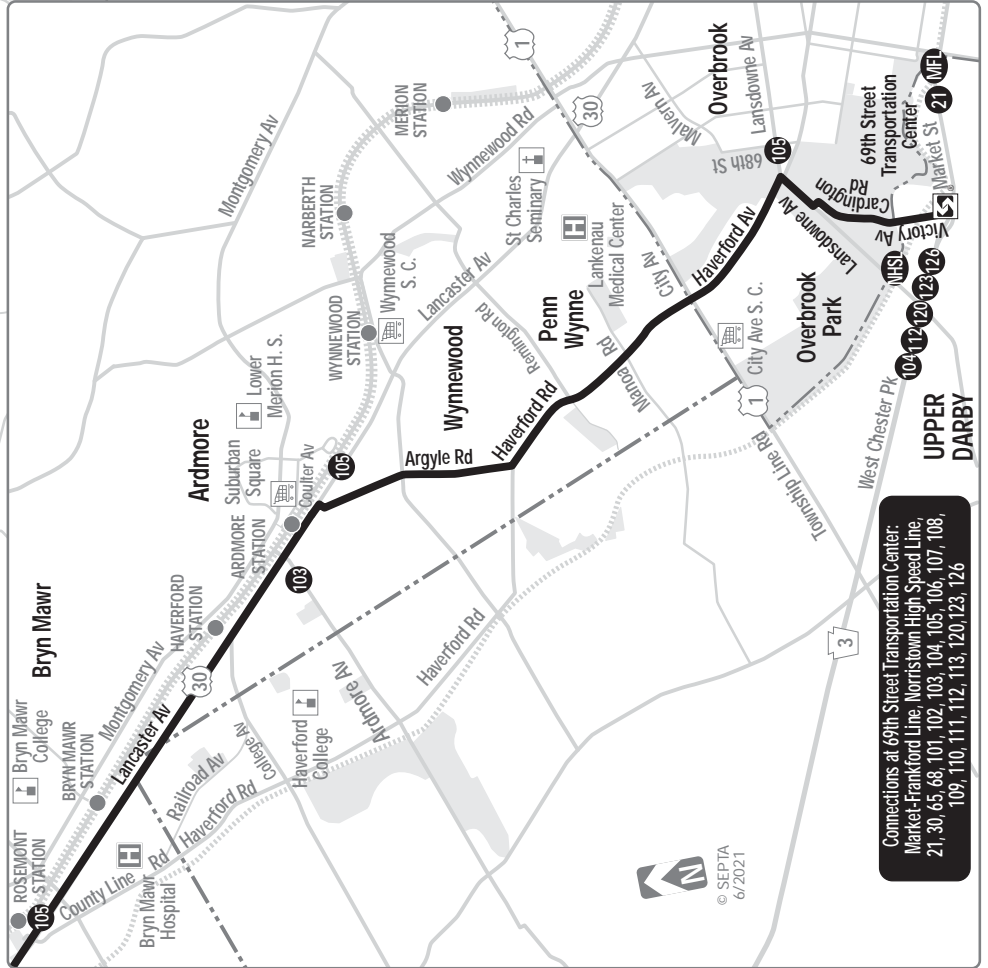
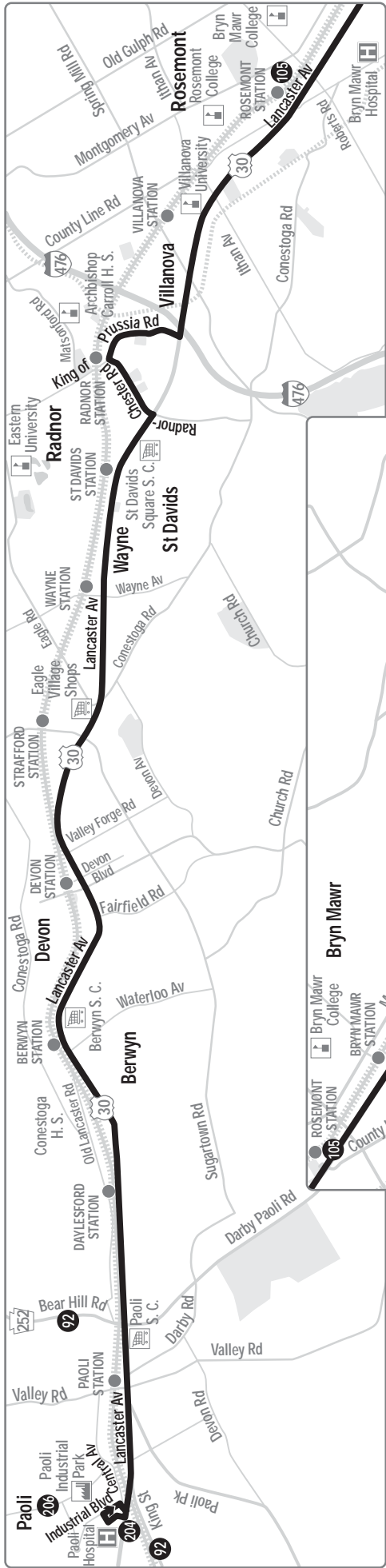
SERVICE SPAN	5:30A - 8:30P	7:00A - 7:00P	NO SERVICE
--------------	---------------	---------------	------------

OPERATING STATISTICS

ONE WAY ROUTE MILES (AVG.)	16.8	<u>RANK</u>
DAILY AVERAGE (WK) RIDERSHIP	715	18TH
VEHICLE HOURS (ANNUAL)	15,915	
VEHICLE MILES (ANNUAL)	180,015	
PEAK VEHICLES	6	
FULLY ALLOCATED EXPENSES	\$2,244,683	
PASSENGER REVENUE	\$260,127	
OPERATING RATIO	12%	15TH
ON TIME % (SEASON)	77%	

CHARACTERISTICS

MODE	BUS
DIVISION	SURFACE - SUBURBAN
OPERATING DISTRICT(S)	VICTORY
COUNTY(S) SERVED	CHESTER, DELAWARE, MONTGOMERY, PHILADELPHIA
VEHICLE SIZE	40'



Connections at 69th Street Transportation Center:
 Market-Frankford Line, Morrisstown High Speed Line,
 21, 30, 65, 68, 101, 102, 103, 104, 105, 106, 107, 108,
 109, 110, 111, 112, 113, 120, 123, 126



107

Lawrence Park to 69th Street Transportation Center



 SEPTA

Serving
Springfield Mall

SERVICE LEVELS (FREQUENCY IN MINUTES)

WEEKDAYS

AM PEAK	60
BASE	60
PM PEAK	60
EARLY EVENING	60
LATE NIGHT	1 TRIP
OWL	--
TOTAL TRIPS	41

SATURDAYS

AM	60
BASE	60
PM	60
EARLY EVENING	60
LATE NIGHT	1 TRIP
OWL	--
TOTAL TRIPS	28

SUNDAYS

AM	--
BASE	--
PM	--
EARLY EVENING	--
LATE NIGHT	--
OWL	--
TOTAL TRIPS	--

SERVICE SPAN	5:30A - 11:30P	7:30A - 11:00P	NO SERVICE
--------------	----------------	----------------	------------

OPERATING STATISTICS

ONE WAY ROUTE MILES (AVG.)	17.9	<u>RANK</u>
DAILY AVERAGE (WK) RIDERSHIP	584	20TH
VEHICLE HOURS (ANNUAL)	17,987	
VEHICLE MILES (ANNUAL)	205,063	
PEAK VEHICLES	7	
FULLY ALLOCATED EXPENSES	\$2,565,839	
PASSENGER REVENUE	\$215,926	
OPERATING RATIO	8%	28TH
ON TIME % (SEASON)	74%	

CHARACTERISTICS

MODE	BUS
DIVISION	SURFACE - SUBURBAN
OPERATING DISTRICT(S)	VICTORY
COUNTY(S) SERVED	DELAWARE
VEHICLE SIZE	40'

108

Airport and Airport Business Center to 69th Street Transportation



Serving Eastwick and Yeadon; Limited Weeknight Service to UPS

SERVICE LEVELS (FREQUENCY IN MINUTES)

WEEKDAYS

AM PEAK	15
BASE	15
PM PEAK	12
EARLY EVENING	15
LATE NIGHT	30
OWL	30/60/30
TOTAL TRIPS	160

SATURDAYS

AM	30
BASE	25
PM	20
EARLY EVENING	20
LATE NIGHT	30
OWL	60
TOTAL TRIPS	103

SUNDAYS

AM	30
BASE	30
PM	30
EARLY EVENING	30
LATE NIGHT	60
OWL	60
TOTAL TRIPS	86

SERVICE SPAN

24 HOURS

24 HOURS

24 HOURS

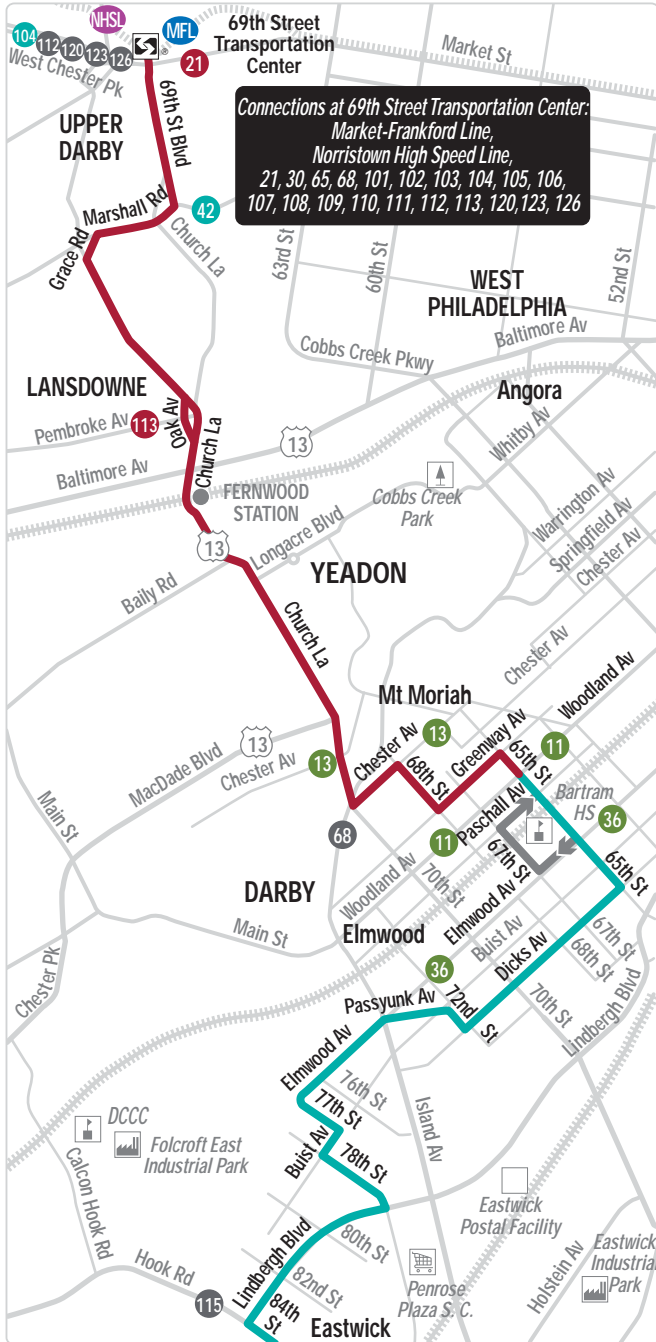
OPERATING STATISTICS

ONE WAY ROUTE MILES (AVG.)	14.2	<u>RANK</u>
DAILY AVERAGE (WK) RIDERSHIP	3,265	5TH
VEHICLE HOURS (ANNUAL)	49,894	
VEHICLE MILES (ANNUAL)	509,918	
PEAK VEHICLES	10	
FULLY ALLOCATED EXPENSES	\$5,894,003	
PASSENGER REVENUE	\$1,376,197	
OPERATING RATIO	23%	3RD
ON TIME % (SEASON)	74%	

CHARACTERISTICS

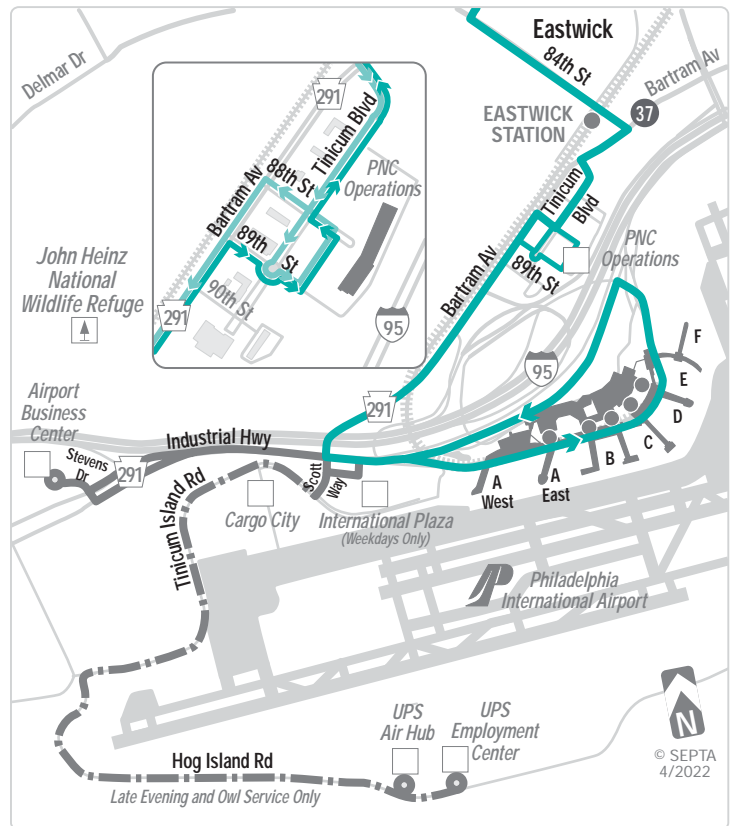
MODE
DIVISION
OPERATING DISTRICT(S)
COUNTY(S) SERVED
VEHICLE SIZE

BUS
SURFACE - SUBURBAN
VICTORY
DELAWARE, PHILADELPHIA
40'



TERMINAL A WEST
American Airlines International and Caribbean British Airways Icelandair Lufthansa Qatar Airlines
TERMINAL A EAST
Aer Lingus Airlines American Airlines
TERMINAL B/C
American Airlines <i>The Airport Marriott Hotel</i>
TERMINAL D
Air Canada Alaska Airlines Delta Air Lines/Delta Connection Sun Country Airlines United

TERMINAL E
Frontier Jet Blue Southwest Airlines Spirit Airlines
TERMINAL F
American Eagle



109

Chester Transportation Center to 69th Street Transportation Center



 SEPTA

Serving
Springfield
and Lansdowne

SERVICE LEVELS (FREQUENCY IN MINUTES)

WEEKDAYS

AM PEAK	16
BASE	20
PM PEAK	18
EARLY EVENING	30
LATE NIGHT	60
OWL	60
TOTAL TRIPS	119

SATURDAYS

AM	30
BASE	20
PM	20
EARLY EVENING	25
LATE NIGHT	60
OWL	90
TOTAL TRIPS	96

SUNDAYS

AM	30
BASE	30
PM	30
EARLY EVENING	45
LATE NIGHT	60
OWL	90
TOTAL TRIPS	72

SERVICE
SPAN

24 HOURS

24 HOURS

24 HOURS

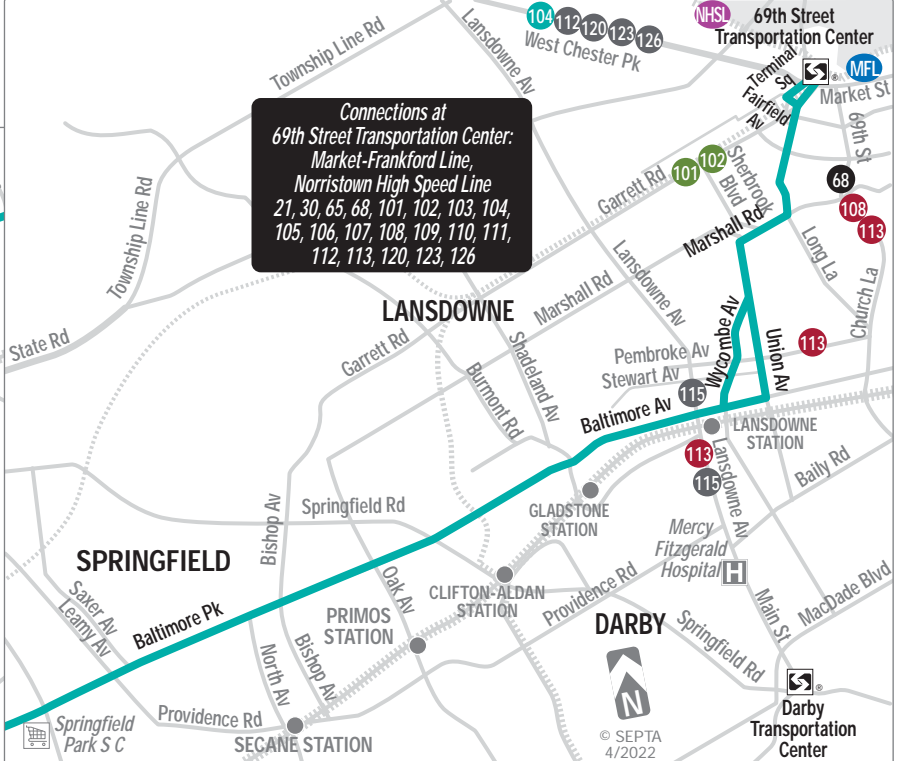
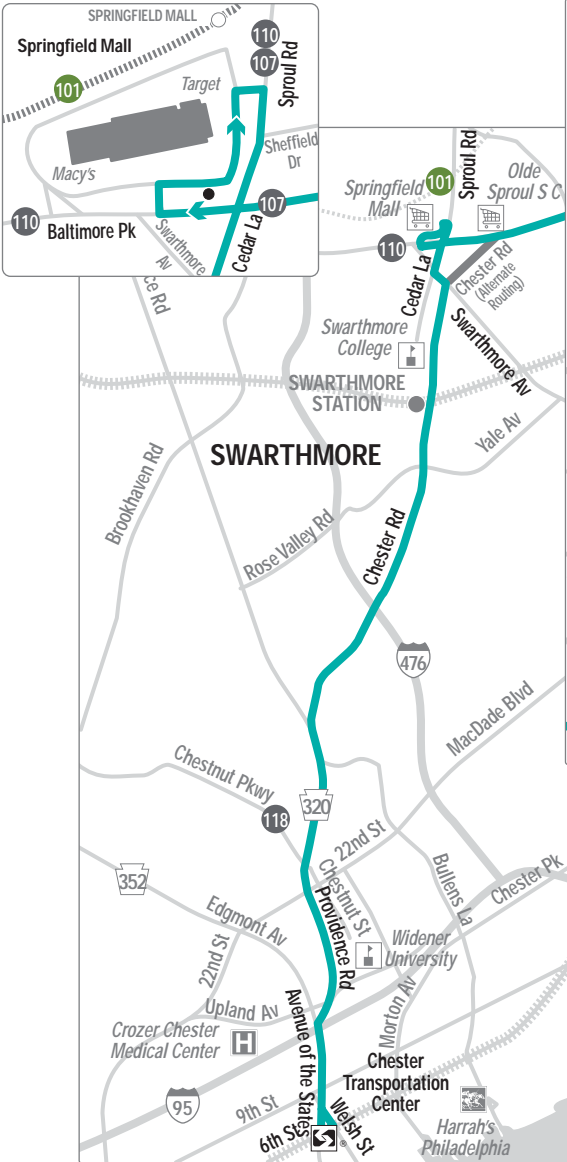
OPERATING STATISTICS

ONE WAY ROUTE MILES (AVG.)	11.9	<u>RANK</u>
DAILY AVERAGE (WK) RIDERSHIP	2,815	6TH
VEHICLE HOURS (ANNUAL)	41,011	
VEHICLE MILES (ANNUAL)	464,653	
PEAK VEHICLES	9	
FULLY ALLOCATED EXPENSES	\$5,027,587	
PASSENGER REVENUE	\$1,189,175	
OPERATING RATIO	24%	2ND
ON TIME % (SEASON)	79%	

CHARACTERISTICS

MODE
DIVISION
OPERATING DISTRICT(S)
COUNTY(S) SERVED
VEHICLE SIZE

BUS
SURFACE - SUBURBAN
VICTORY
DELAWARE
40'



110

Penn State and Springfield Mall to 69th Street Transportation Center



SEPTA
Serving
Granite Run,
Media and
Pilgrim Gardens

SERVICE LEVELS (FREQUENCY IN MINUTES)

WEEKDAYS

AM PEAK	30
BASE	30
PM PEAK	20
EARLY EVENING	50
LATE NIGHT	2 TRIPS
OWL	--
TOTAL TRIPS	76

SATURDAYS

AM	45
BASE	40
PM	40
EARLY EVENING	60
LATE NIGHT	2 TRIPS
OWL	--
TOTAL TRIPS	53

SUNDAYS

AM	60
BASE	60
PM	60
EARLY EVENING	70
LATE NIGHT	2 TRIPS
OWL	--
TOTAL TRIPS	29

SERVICE
SPAN

5:00A - 12:00A

6:30A - 11:30P

6:00A - 12:00A

OPERATING STATISTICS

ONE WAY ROUTE MILES (AVG.)	16.1	<u>RANK</u>
DAILY AVERAGE (WK) RIDERSHIP	1,269	8TH
VEHICLE HOURS (ANNUAL)	26,036	
VEHICLE MILES (ANNUAL)	295,245	
PEAK VEHICLES	7	
FULLY ALLOCATED EXPENSES	\$3,343,254	
PASSENGER REVENUE	\$516,207	
OPERATING RATIO	15%	6TH
ON TIME % (SEASON)	81%	

CHARACTERISTICS

MODE
DIVISION
OPERATING DISTRICT(S)
COUNTY(S) SERVED
VEHICLE SIZE

BUS
SURFACE - SUBURBAN
VICTORY
DELAWARE
40'

111

Chadds Ford and Penn State to 69th Street Transportation Center



SEPTA

Serving
Granite Run

SERVICE LEVELS (FREQUENCY IN MINUTES)

WEEKDAYS

AM PEAK	30
BASE	45
PM PEAK	30
EARLY EVENING	50
LATE NIGHT	3 TRIPS
OWL	--
TOTAL TRIPS	63

SATURDAYS

AM	60
BASE	60
PM	60
EARLY EVENING	60
LATE NIGHT	3 TRIPS
OWL	--
TOTAL TRIPS	35

SUNDAYS

AM	60
BASE	60
PM	60
EARLY EVENING	2 TRIPS
LATE NIGHT	2 TRIPS
OWL	--
TOTAL TRIPS	32

SERVICE
SPAN

5:30A - 12:00A

6:00A - 12:00A

6:00A - 12:00A

OPERATING STATISTICS

ONE WAY ROUTE MILES (AVG.)	21.8	<u>RANK</u>
DAILY AVERAGE (WK) RIDERSHIP	807	13TH
VEHICLE HOURS (ANNUAL)	25,164	
VEHICLE MILES (ANNUAL)	340,211	
PEAK VEHICLES	7	
FULLY ALLOCATED EXPENSES	\$3,368,886	
PASSENGER REVENUE	\$316,251	
OPERATING RATIO	9%	23RD
ON TIME % (SEASON)	76%	

CHARACTERISTICS


MODE
DIVISION
OPERATING DISTRICT(S)
COUNTY(S) SERVED
VEHICLE SIZE

BUS
SURFACE - SUBURBAN
VICTORY
DELAWARE
40'

112

Delaware County Community College to 69th Street Transportation Center



 SEPTA
Serving
Broomall
and Manoa

SERVICE LEVELS (FREQUENCY IN MINUTES)

WEEKDAYS

AM PEAK	30
BASE	60
PM PEAK	60
EARLY EVENING	LTD
LATE NIGHT	--
OWL	--
TOTAL TRIPS	53

SATURDAYS

AM	60
BASE	60
PM	LTD
EARLY EVENING	--
LATE NIGHT	--
OWL	--
TOTAL TRIPS	22

SUNDAYS

AM	--
BASE	--
PM	--
EARLY EVENING	--
LATE NIGHT	--
OWL	--
TOTAL TRIPS	--

SERVICE SPAN	6:00A - 10:30P	5:30A - 8:00P	NO SERVICE
--------------	----------------	---------------	------------

OPERATING STATISTICS

ONE WAY ROUTE MILES (AVG.)	8.0	<u>RANK</u>
DAILY AVERAGE (WK) RIDERSHIP	475	24TH
VEHICLE HOURS (ANNUAL)	11,907	
VEHICLE MILES (ANNUAL)	123,595	
PEAK VEHICLES	4	
FULLY ALLOCATED EXPENSES	\$1,599,756	
PASSENGER REVENUE	\$167,960	
OPERATING RATIO	10%	20TH
ON TIME % (SEASON)	79%	

CHARACTERISTICS

MODE	BUS
DIVISION	SURFACE - SUBURBAN
OPERATING DISTRICT(S)	VICTORY
COUNTY(S) SERVED	DELAWARE
VEHICLE SIZE	40'

113

Northtowne Plaza and Darby Transportation Center to 69th Street Transportation Center



SEPTA

Serving Chester

SERVICE LEVELS (FREQUENCY IN MINUTES)

WEEKDAYS

AM PEAK	15
BASE	20
PM PEAK	13
EARLY EVENING	22
LATE NIGHT	40
OWL	--
TOTAL TRIPS	154

SATURDAYS

AM	30
BASE	30
PM	25
EARLY EVENING	40
LATE NIGHT	40
OWL	--
TOTAL TRIPS	103

SUNDAYS

AM	30
BASE	30
PM	30
EARLY EVENING	30
LATE NIGHT	30
OWL	--
TOTAL TRIPS	83

SERVICE SPAN

3:30A - 3:00A

4:30A - 4:00A

4:30A - 4:00A

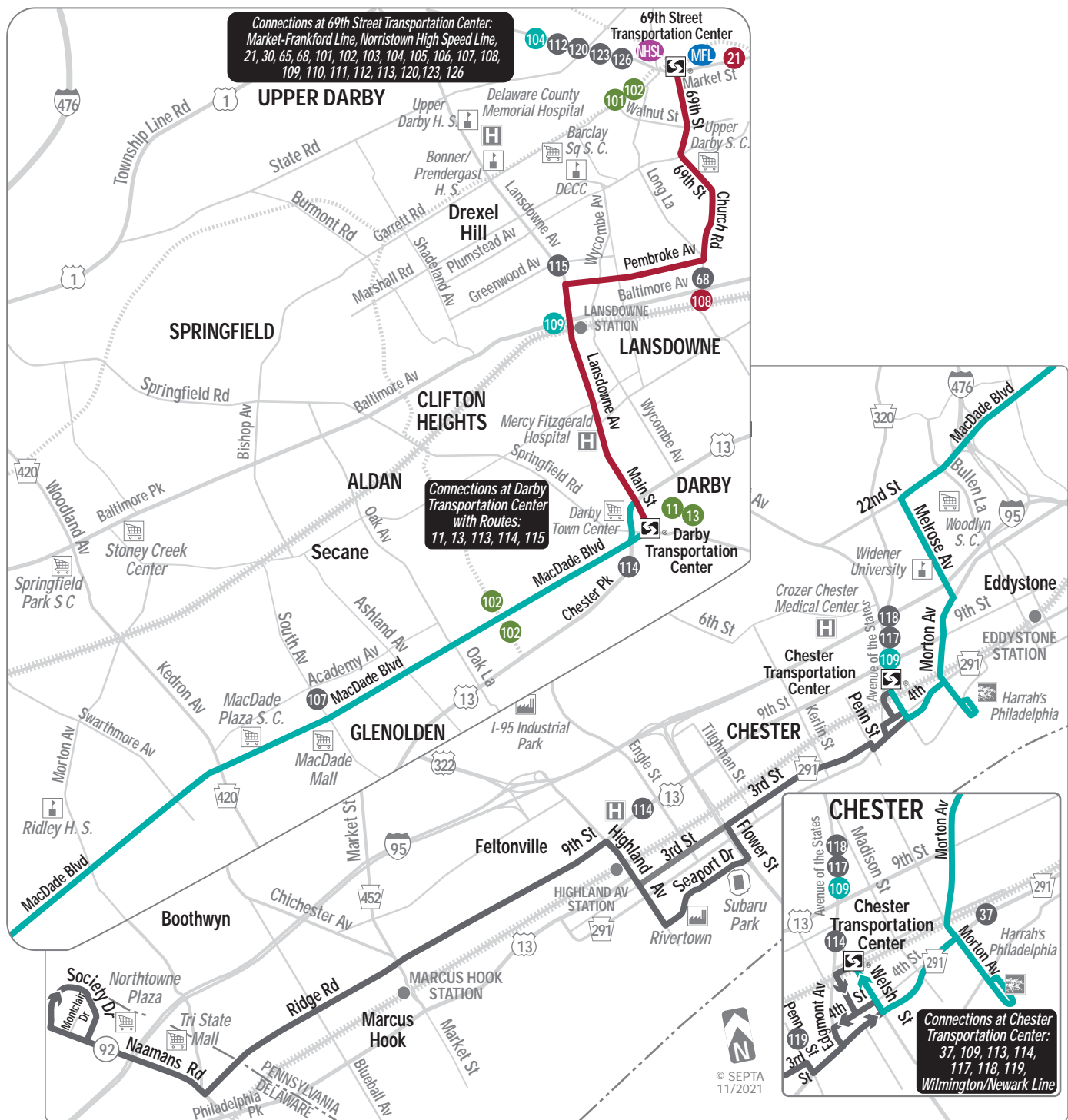
OPERATING STATISTICS

ONE WAY ROUTE MILES (AVG.)	20.6	<u>RANK</u>
DAILY AVERAGE (WK) RIDERSHIP	4,250	1ST
VEHICLE HOURS (ANNUAL)	57,778	
VEHICLE MILES (ANNUAL)	693,917	
PEAK VEHICLES	12	
FULLY ALLOCATED EXPENSES	\$7,082,187	
PASSENGER REVENUE	\$1,769,211	
OPERATING RATIO	25%	1ST
ON TIME % (SEASON)	74%	

CHARACTERISTICS

MODE
DIVISION
OPERATING DISTRICT(S)
COUNTY(S) SERVED
VEHICLE SIZE

BUS
SURFACE - SUBURBAN
VICTORY
DELAWARE, NEW CASTLE (DE)
40'



114

Penn State
and I-95
Industrial Park
to Darby
Transportation
Center



Serving Chester
and Granite Run

SERVICE LEVELS (FREQUENCY IN MINUTES)

<u>WEEKDAYS</u>		<u>SATURDAYS</u>		<u>SUNDAYS</u>	
AM PEAK	30	AM	60	AM	60
BASE	30	BASE	60	BASE	60
PM PEAK	25	PM	60	PM	60
EARLY EVENING	60	EARLY EVENING	90	EARLY EVENING	60 TO 120
LATE NIGHT	2 TRIPS	LATE NIGHT	1 TRIP	LATE NIGHT	1 TRIP
OWL	--	OWL	--	OWL	--
TOTAL TRIPS	66	TOTAL TRIPS	35	TOTAL TRIPS	31

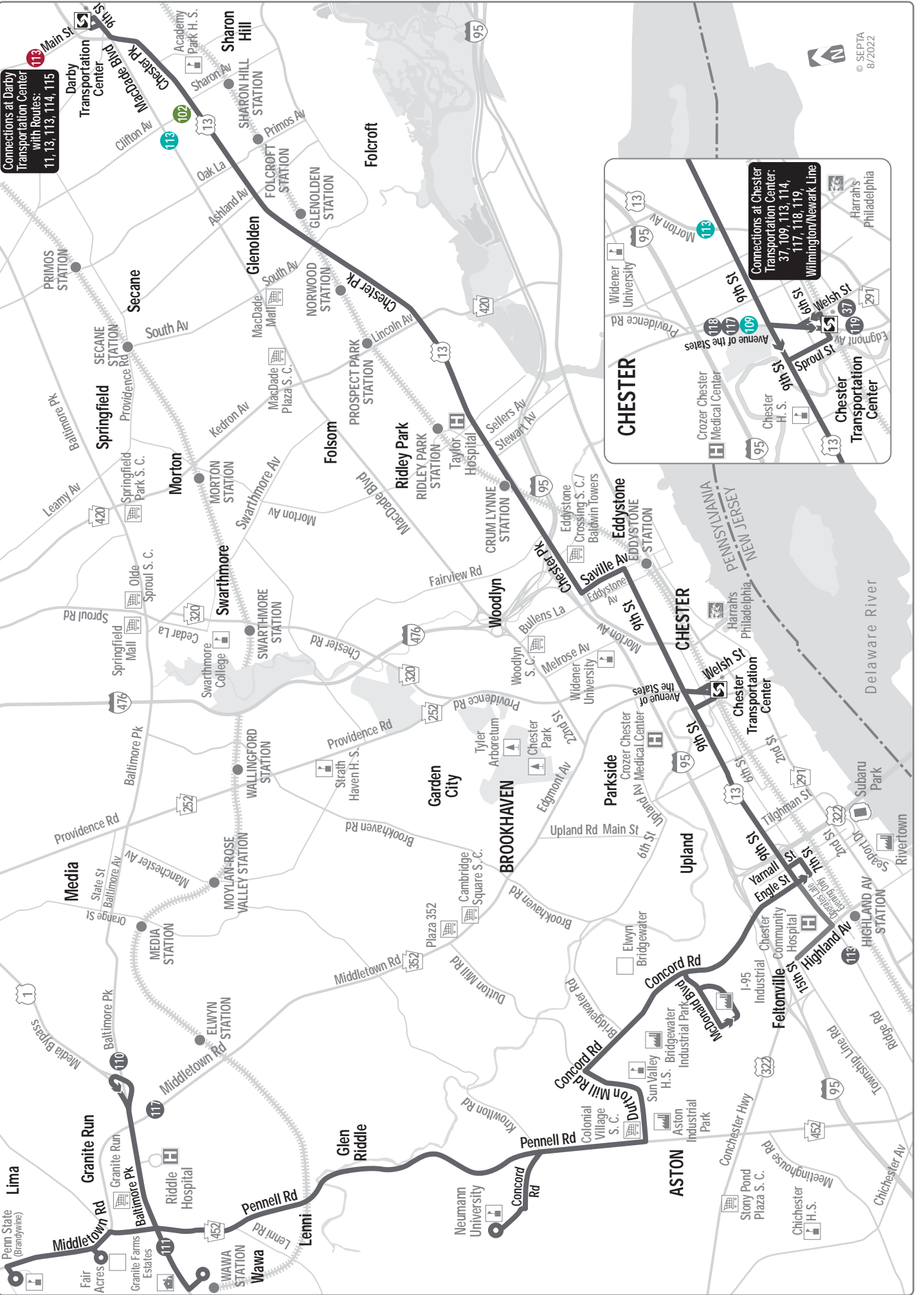
SERVICE SPAN	4:30A - 11:30P	5:30A - 11:00P	7:00A - 11:00P
--------------	----------------	----------------	----------------

OPERATING STATISTICS

		<u>RANK</u>
ONE WAY ROUTE MILES (AVG.)	24.4	
DAILY AVERAGE (WK) RIDERSHIP	1,124	10TH
VEHICLE HOURS (ANNUAL)	27,130	
VEHICLE MILES (ANNUAL)	381,991	
PEAK VEHICLES	7	
FULLY ALLOCATED EXPENSES	\$3,598,417	
PASSENGER REVENUE	\$488,092	
OPERATING RATIO	12%	12TH
ON TIME % (SEASON)	75%	

CHARACTERISTICS

MODE	BUS
DIVISION	SURFACE - SUBURBAN
OPERATING DISTRICT(S)	VICTORY
COUNTY(S) SERVED	DELAWARE
VEHICLE SIZE	40'



Connections at Darby Transportation Center with Routes:
 11, 13, T13, T14, T15

Connections at Chester Transportation Center:
 37, 109, T13, T14, T17, T18, T19, Wilmington/Newark Line

115

Delaware
County
Community
College
to Airport



 SEPTA

Serving Darby
Transportation
Center

SERVICE LEVELS (FREQUENCY IN MINUTES)

<u>WEEKDAYS</u>		<u>SATURDAYS</u>		<u>SUNDAYS</u>	
AM PEAK	60	AM	60	AM	60
BASE	60	BASE	60	BASE	60
PM PEAK	60	PM	60	PM	60
EARLY EVENING	60	EARLY EVENING	60	EARLY EVENING	60
LATE NIGHT	60	LATE NIGHT	60	LATE NIGHT	60
OWL	--	OWL	--	OWL	--
TOTAL TRIPS	46	TOTAL TRIPS	39	TOTAL TRIPS	39

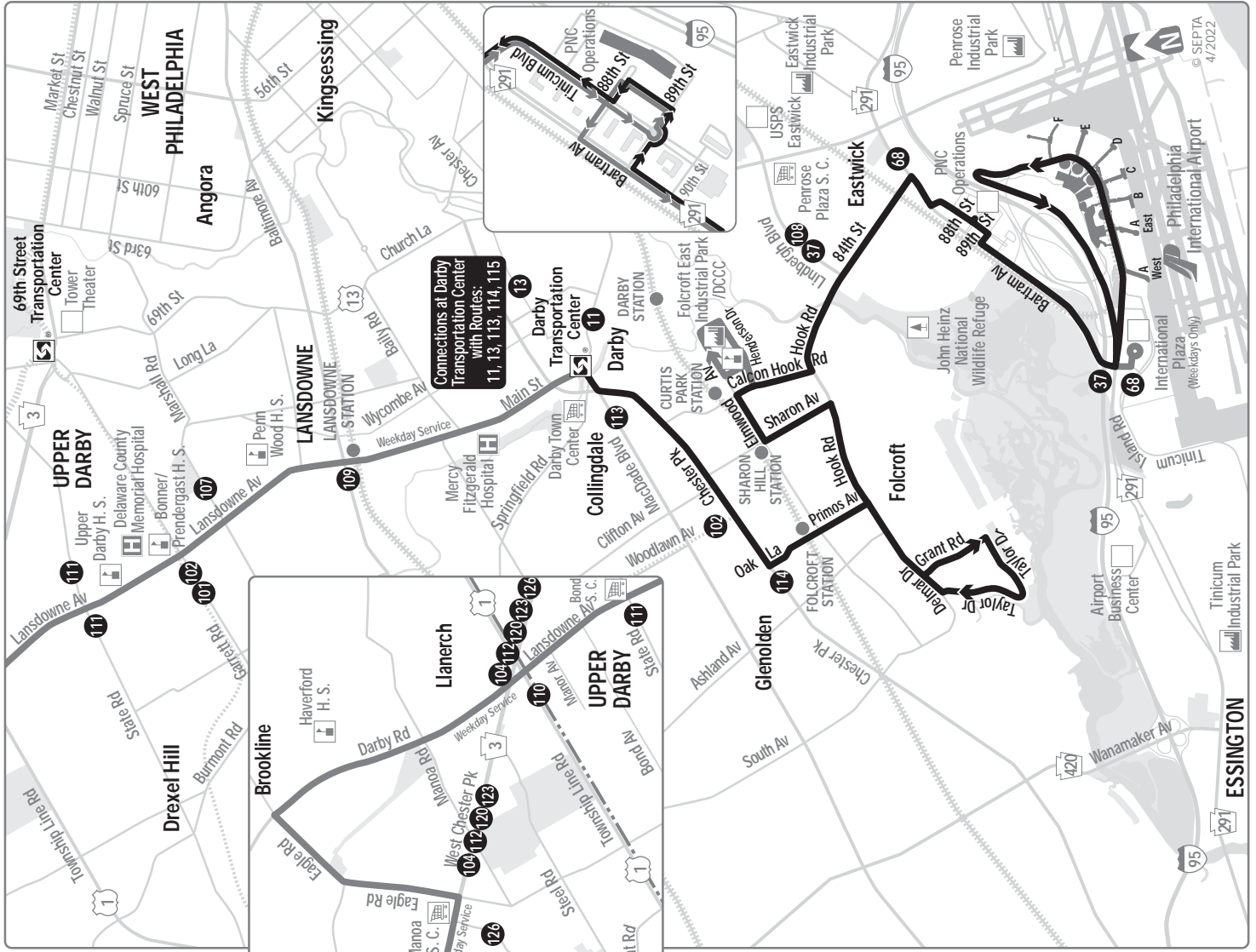
SERVICE SPAN	4:00A - 1:00A	5:30A - 1:30A	5:30A - 1:30A
--------------	---------------	---------------	---------------

OPERATING STATISTICS

		<u>RANK</u>
ONE WAY ROUTE MILES (AVG.)	23.8	
DAILY AVERAGE (WK) RIDERSHIP	623	19TH
VEHICLE HOURS (ANNUAL)	21,054	
VEHICLE MILES (ANNUAL)	293,701	
PEAK VEHICLES	5	
FULLY ALLOCATED EXPENSES	\$2,736,291	
PASSENGER REVENUE	\$232,394	
OPERATING RATIO	8%	27TH
ON TIME % (SEASON)	76%	

CHARACTERISTICS

MODE	BUS
DIVISION	SURFACE - SUBURBAN
OPERATING DISTRICT(S)	VICTORY
COUNTY(S) SERVED	DELAWARE, PHILADELPHIA
VEHICLE SIZE	40'



TERMINAL A WEST
American Airlines International and Caribbean British Airways Iceland Air Lufthansa Qatar Airlines
TERMINAL A EAST
Aer Lingus Airlines American Airlines
TERMINAL B/C
American Airlines The Airport Marriott Hotel
TERMINAL D
Air Canada Alaska Airlines Delta Air Lines/Delta Connection Sun Country Airlines United
TERMINAL E
Frontier Jet Blue Southwest Airlines Spirit Airlines
TERMINAL F
American Eagle

117

Penn State to I-95 Industrial Park



SEPTA

Serving
Granite Run
and Chester

SERVICE LEVELS (FREQUENCY IN MINUTES)

WEEKDAYS

AM PEAK	30
BASE	30
PM PEAK	30
EARLY EVENING	40
LATE NIGHT	3 TRIPS
OWL	--
TOTAL TRIPS	67

SATURDAYS

AM	30
BASE	30
PM	30
EARLY EVENING	35
LATE NIGHT	60
OWL	--
TOTAL TRIPS	68

SUNDAYS

AM	60
BASE	60
PM	60
EARLY EVENING	60
LATE NIGHT	1 TRIP
OWL	--
TOTAL TRIPS	34

SERVICE SPAN

4:30A - 12:00A

4:30A - 12:00A

5:30A - 12:00A

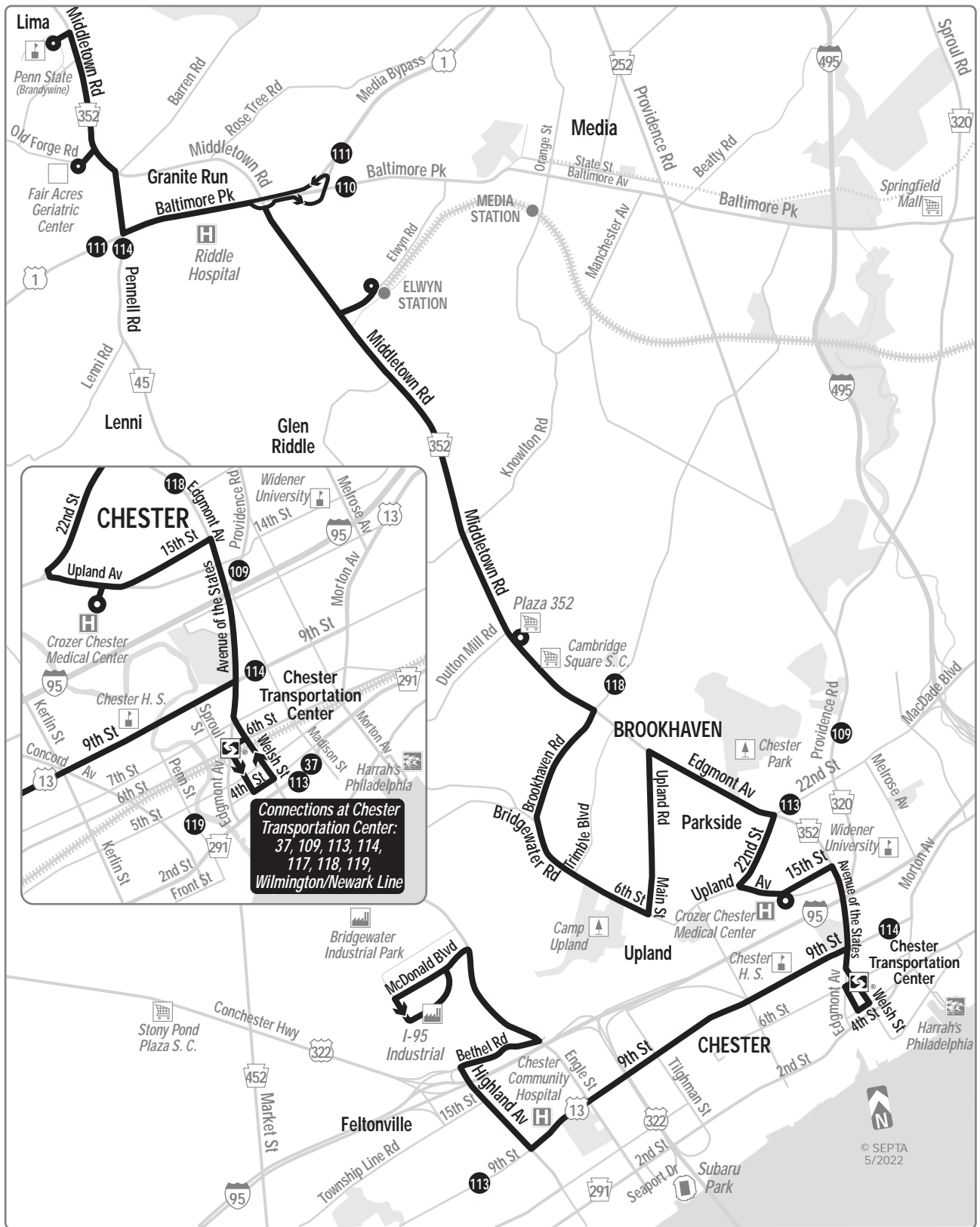
OPERATING STATISTICS

ONE WAY ROUTE MILES (AVG.)	18.8	<u>RANK</u>
DAILY AVERAGE (WK) RIDERSHIP	1,216	9TH
VEHICLE HOURS (ANNUAL)	34,585	
VEHICLE MILES (ANNUAL)	499,411	
PEAK VEHICLES	7	
FULLY ALLOCATED EXPENSES	\$4,386,484	
PASSENGER REVENUE	\$492,032	
OPERATING RATIO	11%	18TH
ON TIME % (SEASON)	83%	

CHARACTERISTICS

MODE
DIVISION
OPERATING DISTRICT(S)
COUNTY(S) SERVED
VEHICLE SIZE

BUS
SURFACE - SUBURBAN
VICTORY
DELAWARE
40'



118

Newtown Square to Chester Transportation Center



SEPTA

Serving Media

SERVICE LEVELS (FREQUENCY IN MINUTES)

<u>WEEKDAYS</u>		<u>SATURDAYS</u>		<u>SUNDAYS</u>	
AM PEAK	40	AM	60	AM	--
BASE	60	BASE	60	BASE	--
PM PEAK	60	PM	60	PM	--
EARLY EVENING	--	EARLY EVENING	--	EARLY EVENING	--
LATE NIGHT	1 TRIP	LATE NIGHT	--	LATE NIGHT	--
OWL	--	OWL	--	OWL	--
TOTAL TRIPS	29	TOTAL TRIPS	24	TOTAL TRIPS	--

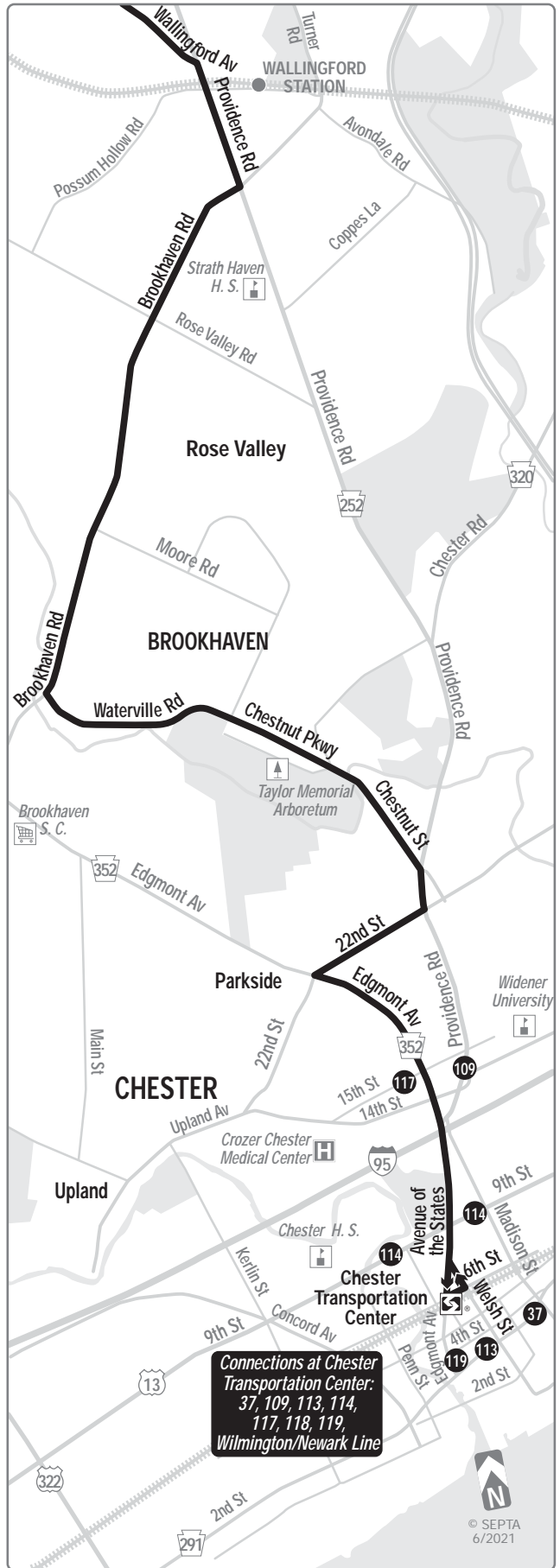
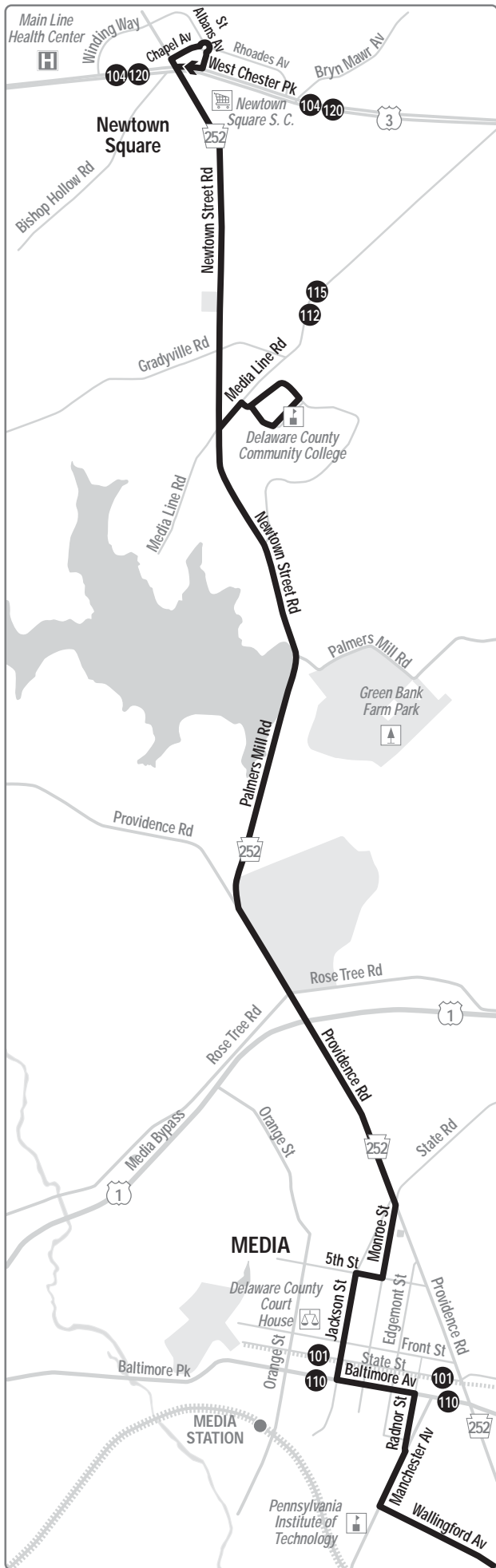
SERVICE SPAN	6:00A - 11:00P	6:30A - 7:00P	NO SERVICE
--------------	----------------	---------------	------------

OPERATING STATISTICS

		<u>RANK</u>
ONE WAY ROUTE MILES (AVG.)	13.0	
DAILY AVERAGE (WK) RIDERSHIP	214	36TH
VEHICLE HOURS (ANNUAL)	9,899	
VEHICLE MILES (ANNUAL)	131,762	
PEAK VEHICLES	4	
FULLY ALLOCATED EXPENSES	\$1,467,357	
PASSENGER REVENUE	\$76,110	
OPERATING RATIO	4%	40TH
ON TIME % (SEASON)	79%	

CHARACTERISTICS

MODE	BUS
DIVISION	SURFACE - SUBURBAN
OPERATING DISTRICT(S)	VICTORY
COUNTY(S) SERVED	DELAWARE
VEHICLE SIZE	40'



Connections at Chester Transportation Center:
 37, 109, 113, 114,
 117, 118, 119,
 Wilmington/Newark Line

119

Cheyney University to Chester Transportation Center



SEPTA

Serving
Marcus Hook

SERVICE LEVELS (FREQUENCY IN MINUTES)

WEEKDAYS

AM PEAK
BASE
PM PEAK
EARLY EVENING
LATE NIGHT
OWL
TOTAL TRIPS

60
60
60
90
2 TRIPS
--
36

SATURDAYS

AM
BASE
PM
EARLY EVENING
LATE NIGHT
OWL
TOTAL TRIPS

75
75
75
80
1 TRIP
--
30

SUNDAYS

AM
BASE
PM
EARLY EVENING
LATE NIGHT
OWL
TOTAL TRIPS

75
75
75
80
1 TRIP
--
30

SERVICE
SPAN

5:00A - 11:30P

6:00A - 11:30P

6:00A - 11:30P

OPERATING STATISTICS

ONE WAY ROUTE MILES (AVG.)
DAILY AVERAGE (WK) RIDERSHIP
VEHICLE HOURS (ANNUAL)
VEHICLE MILES (ANNUAL)
PEAK VEHICLES
FULLY ALLOCATED EXPENSES
PASSENGER REVENUE
OPERATING RATIO
ON TIME % (SEASON)

19.2
424
15,754
244,502
4
\$2,127,474
\$171,853
8%
79%

RANK

26TH

29TH

CHARACTERISTICS

MODE
DIVISION
OPERATING DISTRICT(S)
COUNTY(S) SERVED
VEHICLE SIZE

BUS
SURFACE - SUBURBAN
VICTORY
DELAWARE, CHESTER
40'

120

Cheyney University to 69th Street Transportation Center



SEPTA

Serving
Newtown Square

SERVICE LEVELS (FREQUENCY IN MINUTES)

WEEKDAYS

AM PEAK
BASE
PM PEAK
EARLY EVENING
LATE NIGHT
OWL
TOTAL TRIPS

70
75
90
3 TRIPS
2 TRIPS
--
26

SATURDAYS

AM
BASE
PM
EARLY EVENING
LATE NIGHT
OWL
TOTAL TRIPS

--
120
120
1 TRIP
3 TRIPS
--
14

SUNDAYS

AM
BASE
PM
EARLY EVENING
LATE NIGHT
OWL
TOTAL TRIPS

--
LTD
120
3 TRIPS
3 TRIPS
--
14

SERVICE SPAN

6:00A - 11:30P

10:00A - 1:30A

11:30A - 1:30A

OPERATING STATISTICS

ONE WAY ROUTE MILES (AVG.)
DAILY AVERAGE (WK) RIDERSHIP
VEHICLE HOURS (ANNUAL)
VEHICLE MILES (ANNUAL)
PEAK VEHICLES
FULLY ALLOCATED EXPENSES
PASSENGER REVENUE
OPERATING RATIO
ON TIME % (SEASON)

16.8
225
8,276
135,895
3
\$1,238,038
\$89,154
7%
77%

RANK

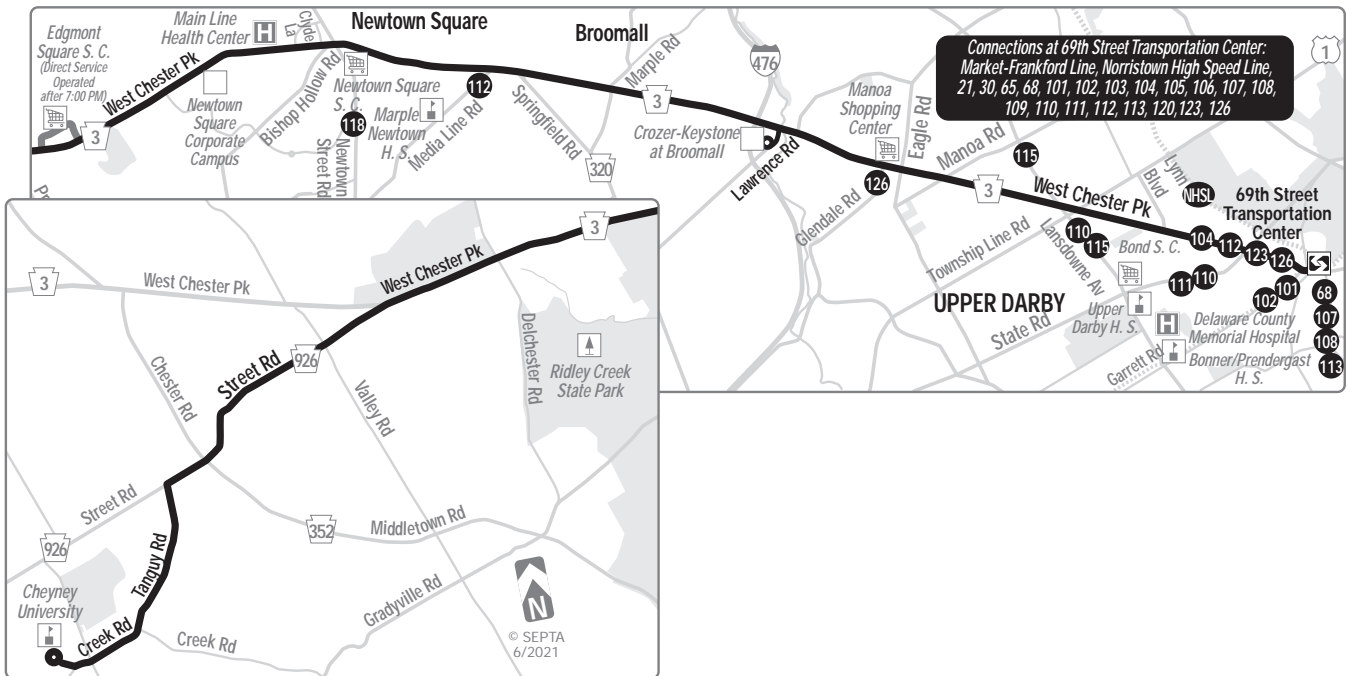
37TH

32ND

CHARACTERISTICS

MODE
DIVISION
OPERATING DISTRICT(S)
COUNTY(S) SERVED
VEHICLE SIZE

BUS
SURFACE - SUBURBAN
VICTORY
DELAWARE, CHESTER
40'



123

King of Prussia to 69th Street Transportation Center



SEPTA

via
West Chester Pk
and I-476

SERVICE LEVELS (FREQUENCY IN MINUTES)

WEEKDAYS

AM PEAK	45
BASE	30
PM PEAK	35
EARLY EVENING	35
LATE NIGHT	1 TRIP
OWL	--
TOTAL TRIPS	53

SATURDAYS

AM	30
BASE	30
PM	30
EARLY EVENING	30
LATE NIGHT	1 TRIP
OWL	--
TOTAL TRIPS	56

SUNDAYS

AM	60
BASE	30
PM	50
EARLY EVENING	60
LATE NIGHT	--
OWL	--
TOTAL TRIPS	41

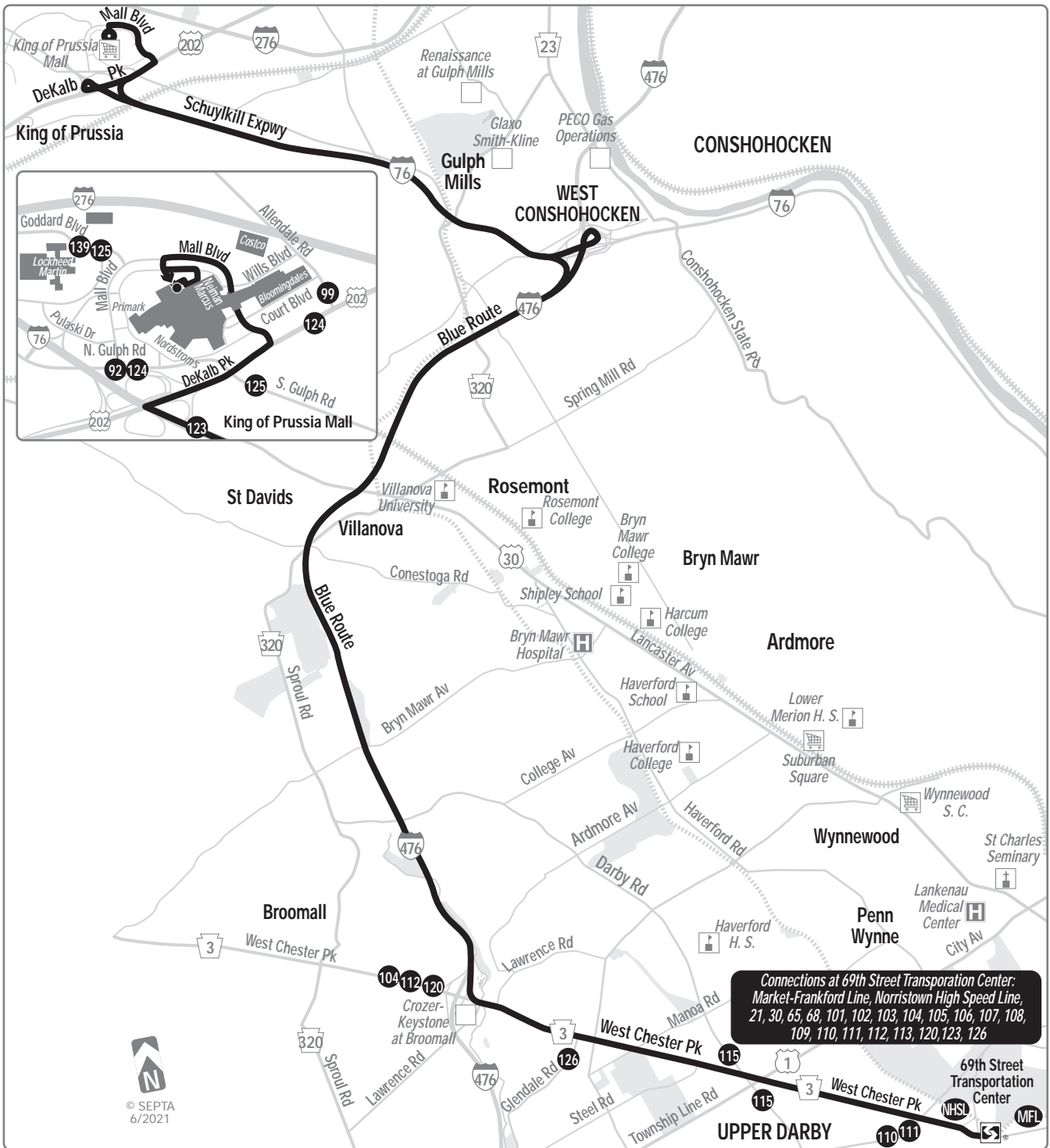
SERVICE SPAN	5:00A - 11:30P	7:00A - 11:30P	8:00A - 10:30P
--------------	----------------	----------------	----------------

OPERATING STATISTICS

ONE WAY ROUTE MILES (AVG.)	17.6	<u>RANK</u>
DAILY AVERAGE (WK) RIDERSHIP	515	23RD
VEHICLE HOURS (ANNUAL)	16,245	
VEHICLE MILES (ANNUAL)	343,747	
PEAK VEHICLES	5	
FULLY ALLOCATED EXPENSES	\$2,480,393	
PASSENGER REVENUE	\$246,355	
OPERATING RATIO	10%	22ND
ON TIME % (SEASON)	80%	

CHARACTERISTICS

MODE	BUS
DIVISION	SURFACE - SUBURBAN
OPERATING DISTRICT(S)	VICTORY
COUNTY(S) SERVED	DELAWARE, MONTGOMERY
VEHICLE SIZE	40'



© SEPTA
6/2021

Connections at 69th Street Transportation Center:
 Market-Frankford Line, Norristown High Speed Line,
 21, 30, 65, 68, 101, 102, 103, 104, 105, 106, 107, 108,
 109, 110, 111, 112, 113, 120, 123, 126

124

Chesterbrook and King of Prussia to 13th-Market



SEPTA

Serving Center City

SERVICE LEVELS (FREQUENCY IN MINUTES)

WEEKDAYS

AM PEAK 30 TO 15
 BASE 30 TO 60 TO 30
 PM PEAK 30
 EARLY EVENING 60
 LATE NIGHT 3 TRIPS
 OWL --
 TOTAL TRIPS 55

SATURDAYS

AM 30
 BASE 20 TO 40
 PM 20 TO 60
 EARLY EVENING 60 TO 30
 LATE NIGHT 3 TRIPS
 OWL --
 TOTAL TRIPS 57

SUNDAYS

AM 60
 BASE 20 TO 40
 PM 60 TO 30
 EARLY EVENING 60 TO 120
 LATE NIGHT 2 TRIPS
 OWL --
 TOTAL TRIPS 41

SERVICE SPAN

4:30A - 1:00A

6:00A - 1:30A

6:30A - 12:30A

OPERATING STATISTICS

ONE WAY ROUTE MILES (AVG.) 25.7
 DAILY AVERAGE (WK) RIDERSHIP 1,011
 VEHICLE HOURS (ANNUAL) 37,559
 VEHICLE MILES (ANNUAL) 685,899
 PEAK VEHICLES 8
 FULLY ALLOCATED EXPENSES \$4,261,780
 PASSENGER REVENUE \$479,717
 OPERATING RATIO 11%
 ON TIME % (SEASON) 75%

RANK

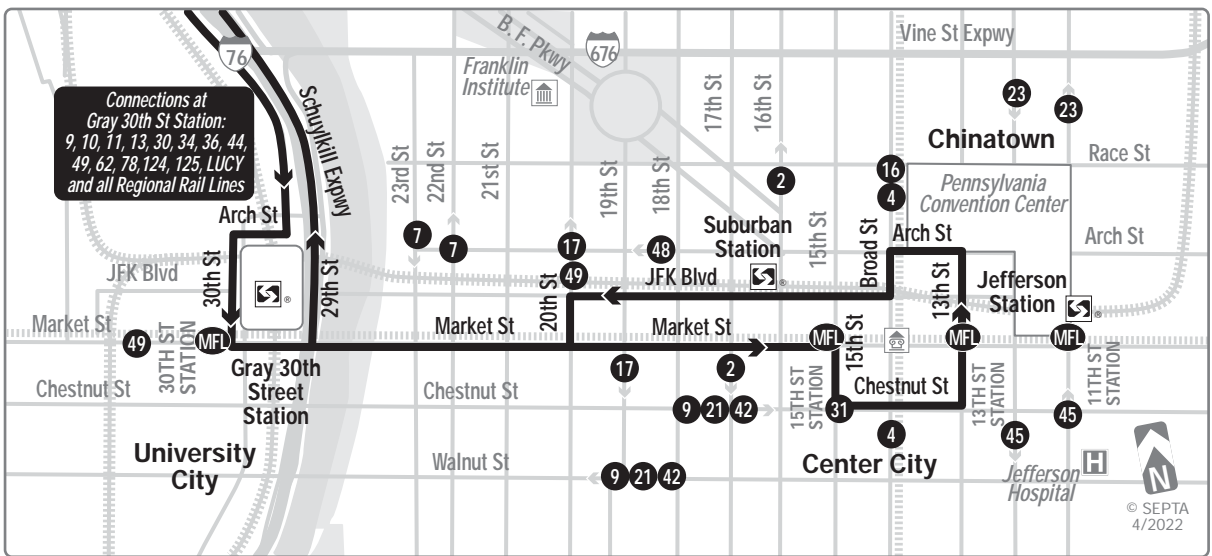
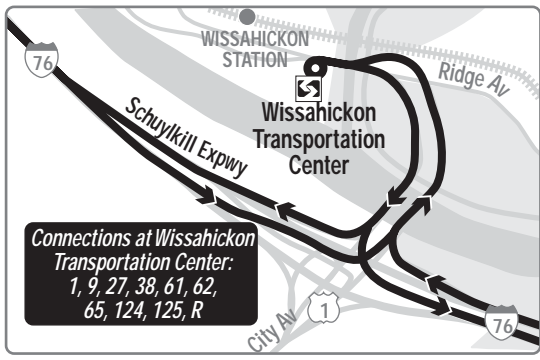
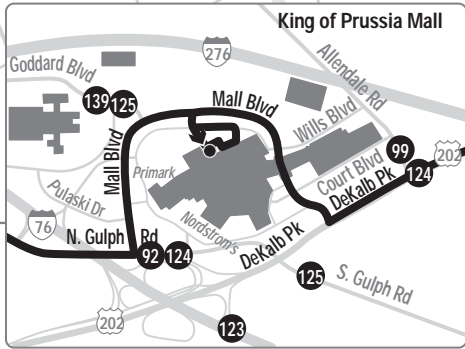
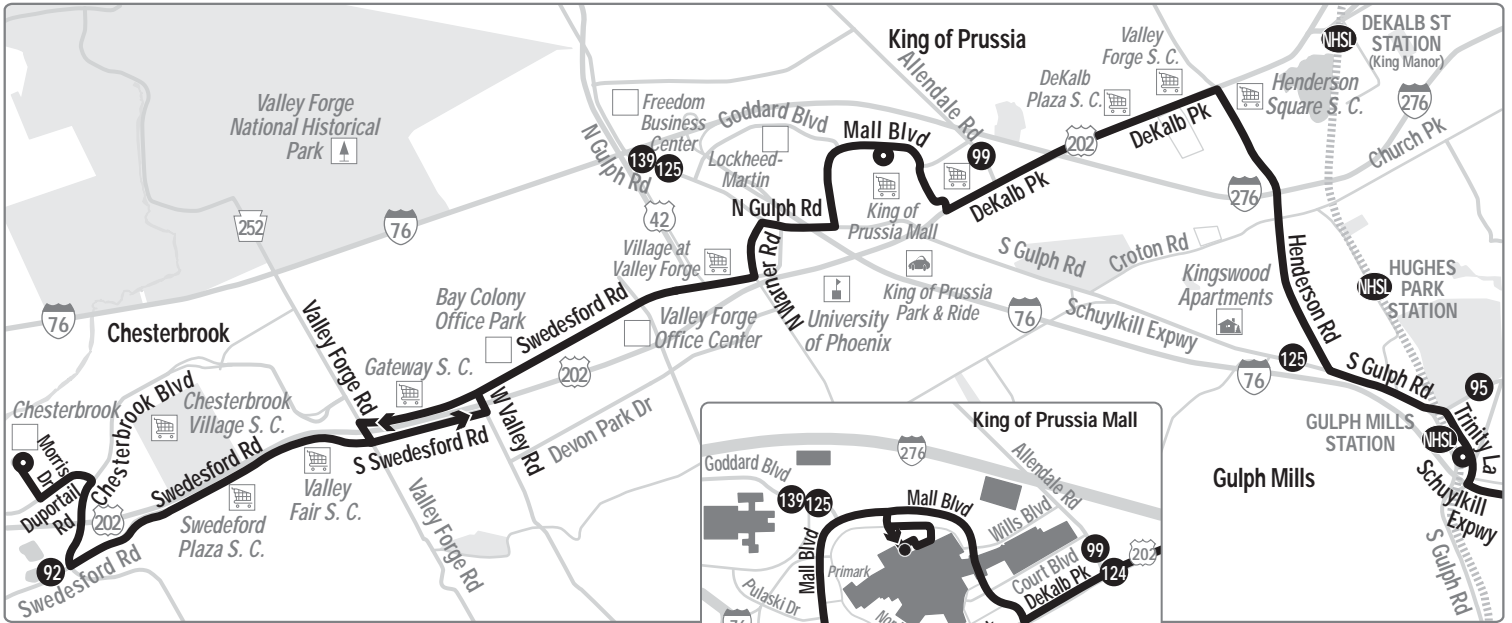
12TH

16TF

CHARACTERISTICS

MODE
 DIVISION
 OPERATING DISTRICT(S)
 COUNTY(S) SERVED
 VEHICLE SIZE

BUS
 SURFACE - SUBURBAN FRONTIER
 PHILADELPHIA, MONTGOMERY, CHESTER
 40'



125

Valley Forge and King of Prussia to 13th-Market



SEPTA

Serving Center City

SERVICE LEVELS (FREQUENCY IN MINUTES)

WEEKDAYS

AM PEAK 25
 BASE 35
 PM PEAK 30
 EARLY EVENING 60
 LATE NIGHT 65
 OWL --
 TOTAL TRIPS 66

SATURDAYS

AM 30
 BASE 30
 PM 45
 EARLY EVENING 30
 LATE NIGHT 30 TO 45
 OWL --
 TOTAL TRIPS 46

SUNDAYS

AM 30
 BASE 60
 PM 45
 EARLY EVENING 45
 LATE NIGHT LTD
 OWL --
 TOTAL TRIPS 47

SERVICE SPAN

5:00A - 1:00A

5:00A - 12:30A

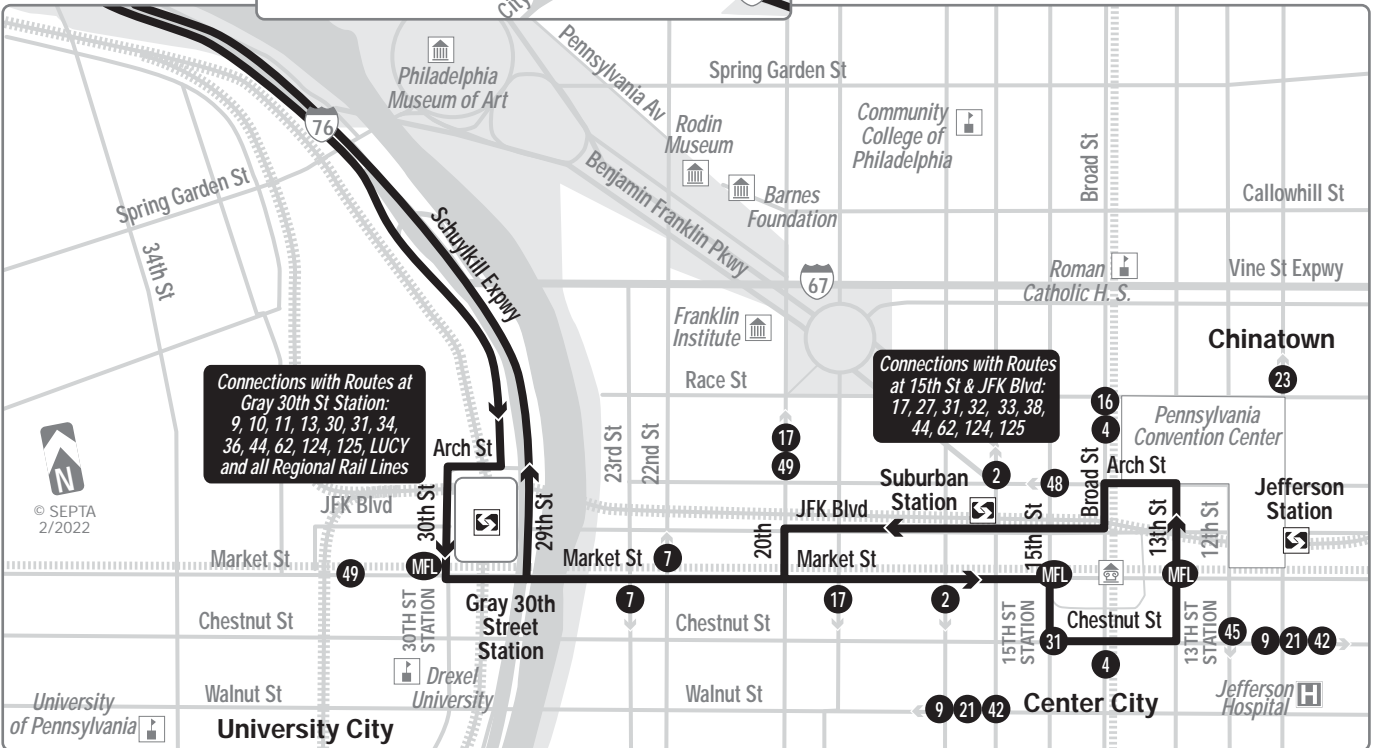
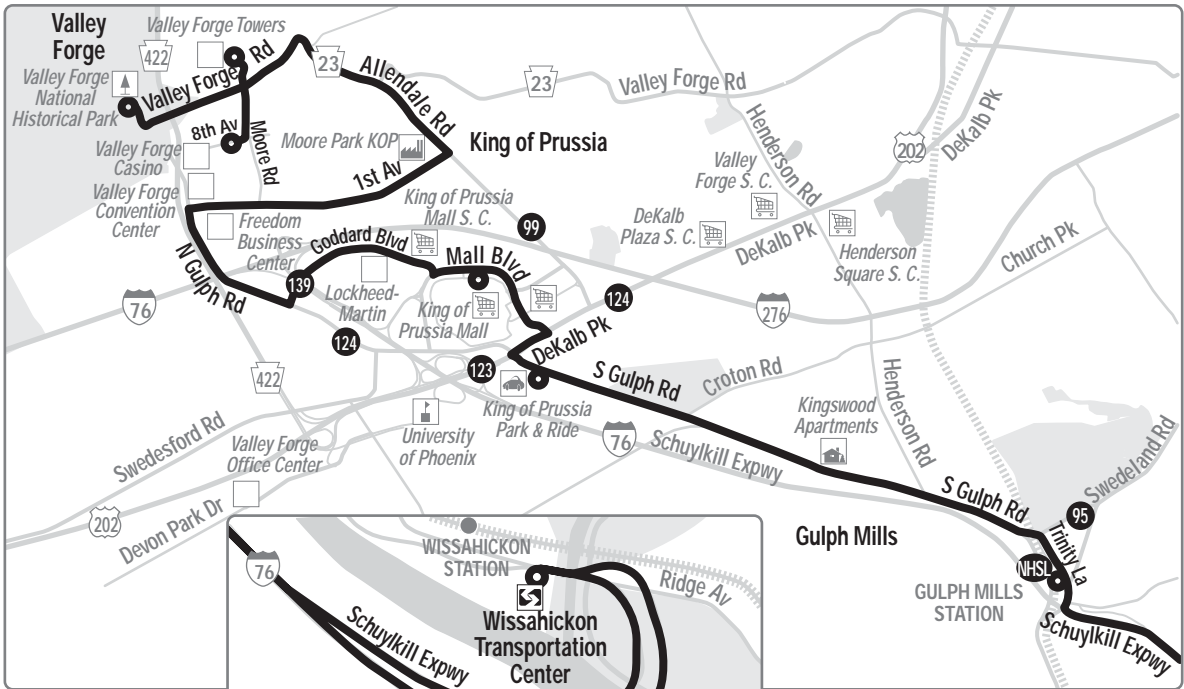
6:30A - 12:00A

OPERATING STATISTICS

ONE WAY ROUTE MILES (AVG.)	26.1	<u>RANK</u>
DAILY AVERAGE (WK) RIDERSHIP	1,013	11TH
VEHICLE HOURS (ANNUAL)	39,054	
VEHICLE MILES (ANNUAL)	679,924	
PEAK VEHICLES	10	
FULLY ALLOCATED EXPENSES	\$5,431,977	
PASSENGER REVENUE	\$435,096	
OPERATING RATIO	8%	30TH
ON TIME % (SEASON)	72%	

CHARACTERISTICS

MODE	BUS
DIVISION	SURFACE - SUBURBAN
OPERATING DISTRICT(S)	VICTORY
COUNTY(S) SERVED	PHILADELPHIA, MONTGOMERY
VEHICLE SIZE	40'



126

Lawrence Park to 69th Street Transportation Center



SEPTA

Serving Manoa

SERVICE LEVELS (FREQUENCY IN MINUTES)

WEEKDAYS

AM PEAK	30
BASE	60
PM PEAK	30
EARLY EVENING	2 TRIPS
LATE NIGHT	1 TRIP
OWL	--
TOTAL TRIPS	40

SATURDAYS

AM	60
BASE	60
PM	60
EARLY EVENING	--
LATE NIGHT	--
OWL	--
TOTAL TRIPS	26

SUNDAYS

AM	60
BASE	60
PM	60
EARLY EVENING	--
LATE NIGHT	--
OWL	--
TOTAL TRIPS	26

SERVICE SPAN

5:30A - 11:00P

6:30A - 7:30P

6:00A - 6:30P

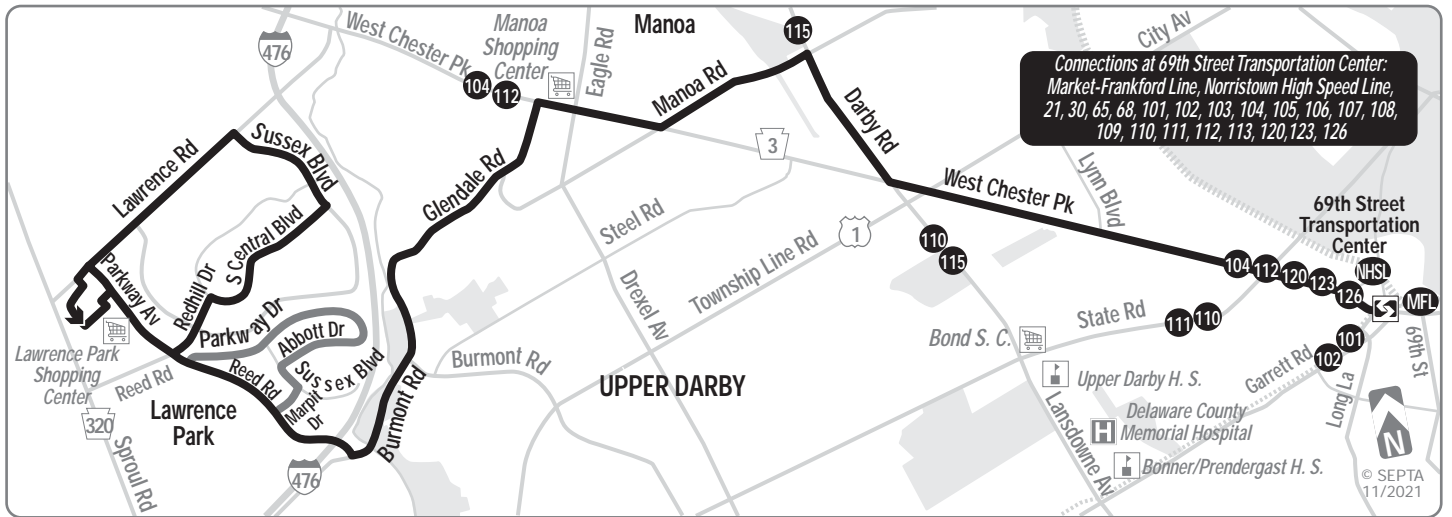
OPERATING STATISTICS

ONE WAY ROUTE MILES (AVG.)	8.5	<u>RANK</u>
DAILY AVERAGE (WK) RIDERSHIP	334	31ST
VEHICLE HOURS (ANNUAL)	9,847	
VEHICLE MILES (ANNUAL)	108,607	
PEAK VEHICLES	4	
FULLY ALLOCATED EXPENSES	\$1,413,813	
PASSENGER REVENUE	\$132,677	
OPERATING RATIO	9%	24TH
ON TIME % (SEASON)	89%	

CHARACTERISTICS

MODE
DIVISION
OPERATING DISTRICT(S)
COUNTY(S) SERVED
VEHICLE SIZE

BUS
SURFACE - SUBURBAN
VICTORY
DELAWARE
40'



127

Trenton Transit Center to Oxford Valley Mall



SEPTA

Serving
Morrisville

SERVICE LEVELS (FREQUENCY IN MINUTES)

WEEKDAYS

AM PEAK	60
BASE	90
PM PEAK	60
EARLY EVENING	2 TRIPS
LATE NIGHT	--
OWL	--
TOTAL TRIPS	26

SATURDAYS

AM	90
BASE	90
PM	90
EARLY EVENING	--
LATE NIGHT	--
OWL	--
TOTAL TRIPS	17

SUNDAYS

AM	--
BASE	--
PM	--
EARLY EVENING	--
LATE NIGHT	--
OWL	--
TOTAL TRIPS	--

SERVICE SPAN	5:30A - 9:00P	7:30A - 7:30P	NO SERVICE
--------------	---------------	---------------	------------

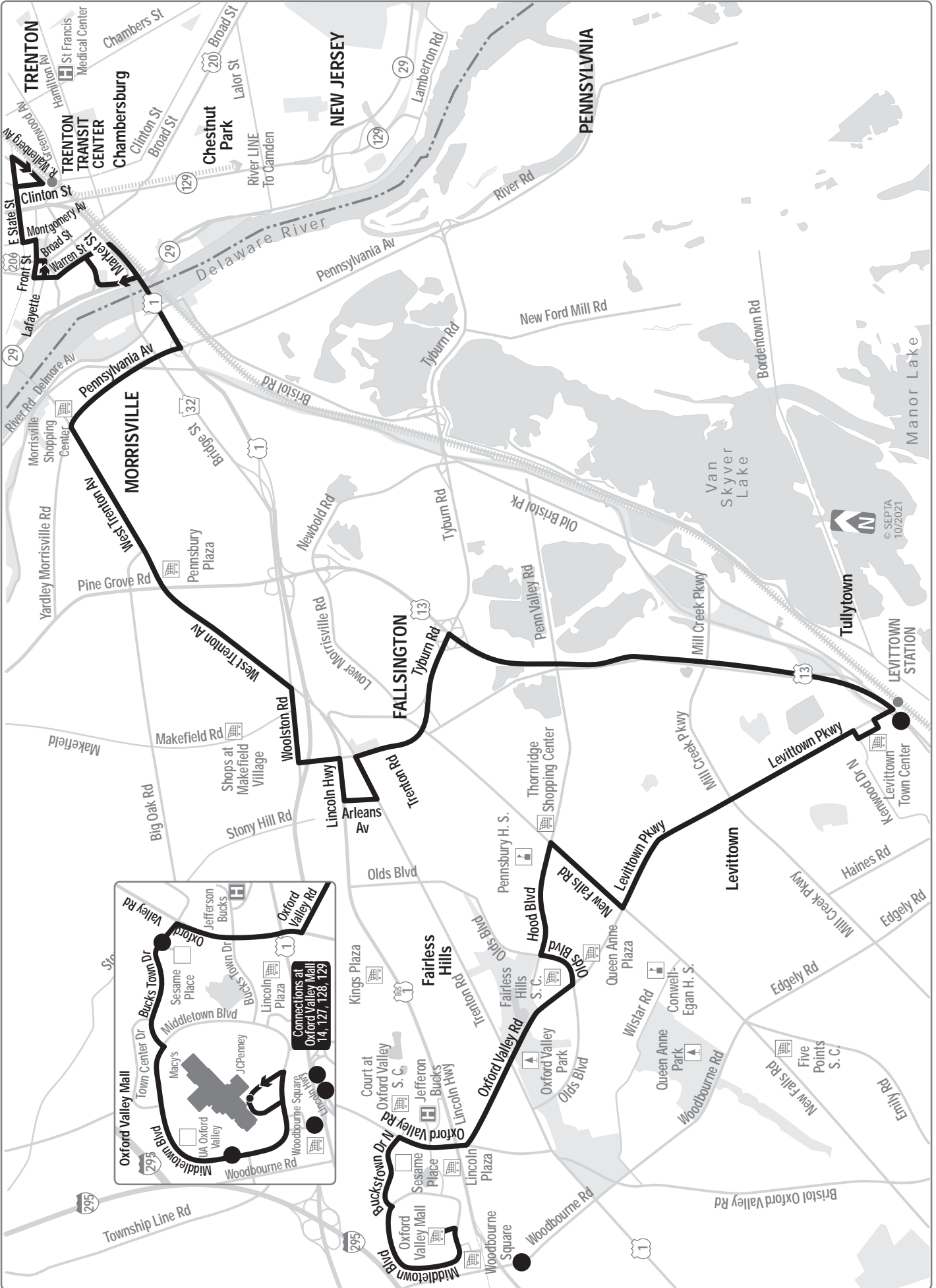
OPERATING STATISTICS

ONE WAY ROUTE MILES (AVG.)	19.1	<u>RANK</u>
DAILY AVERAGE (WK) RIDERSHIP	174	40TH
VEHICLE HOURS (ANNUAL)	10,533	
VEHICLE MILES (ANNUAL)	212,830	
PEAK VEHICLES	4	
FULLY ALLOCATED EXPENSES	\$1,422,539	
PASSENGER REVENUE	\$69,751	
OPERATING RATIO	5%	40TH
ON TIME % (SEASON)	78%	

FIGURES FOR THIS ROUTE INCLUDE OUTSIDE SUBSIDIES

CHARACTERISTICS

MODE	BUS
DIVISION	SURFACE - SUBURBAN
OPERATING DISTRICT(S)	FRONTIER
COUNTY(S) SERVED	BUCKS, MERCER, (NJ)
VEHICLE SIZE	40'



128

Neshaminy Mall
to
Oxford
Valley Mall



SEPTA

Serving Parx
Casino, Bristol
and Levittown

SERVICE LEVELS (FREQUENCY IN MINUTES)

WEEKDAYS

AM PEAK	60
BASE	60 TO 90
PM PEAK	60
EARLY EVENING	--
LATE NIGHT	--
OWL	--
TOTAL TRIPS	21

SATURDAYS

AM	90
BASE	90
PM	90
EARLY EVENING	--
LATE NIGHT	--
OWL	--
TOTAL TRIPS	16

SUNDAYS

AM	--
BASE	--
PM	--
EARLY EVENING	--
LATE NIGHT	--
OWL	--
TOTAL TRIPS	--

SERVICE SPAN

6:00A - 9:00P

6:00A - 8:00P

NO SERVICE

OPERATING STATISTICS

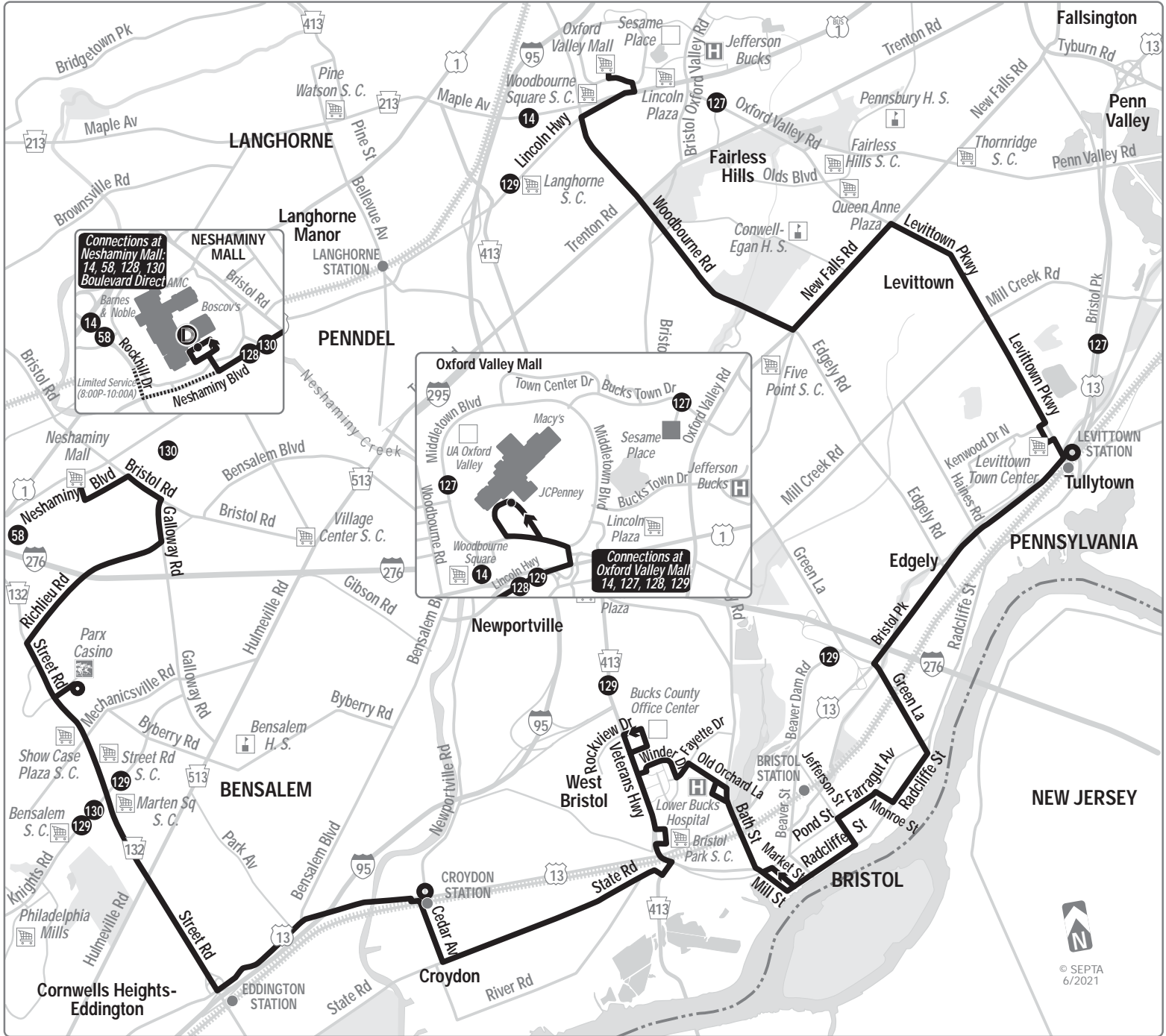
ONE WAY ROUTE MILES (AVG.)	26.8	<u>RANK</u>
DAILY AVERAGE (WK) RIDERSHIP	231	36TH
VEHICLE HOURS (ANNUAL)	12,479	
VEHICLE MILES (ANNUAL)	208,813	
PEAK VEHICLES	3	
FULLY ALLOCATED EXPENSES	\$1,419,487	
PASSENGER REVENUE	\$91,986	
OPERATING RATIO	6%	36TH
ON TIME % (SEASON)	71%	

FIGURES FOR THIS ROUTE INCLUDE OUTSIDE SUBSIDIES

CHARACTERISTICS

MODE
DIVISION
OPERATING DISTRICT(S)
COUNTY(S) SERVED
VEHICLE SIZE

BUS
SURFACE - SUBURBAN
FRONTIER
BUCKS
40'



129

Frankford-Knights to Oxford Valley Mall



SEPTA

Serving Philadelphia Mills, Bensalem and Bristol

SERVICE LEVELS (FREQUENCY IN MINUTES)

WEEKDAYS

AM PEAK	60
BASE	60
PM PEAK	60
EARLY EVENING	60
LATE NIGHT	1 TRIP
OWL	--
TOTAL TRIPS	35

SATURDAYS

AM	60
BASE	60
PM	60
EARLY EVENING	60
LATE NIGHT	--
OWL	--
TOTAL TRIPS	32

SUNDAYS

AM	1 TRIP
BASE	90
PM	90
EARLY EVENING	--
LATE NIGHT	--
OWL	--
TOTAL TRIPS	15

SERVICE SPAN

5:30A - 11:30P

6:00A - 11:00P

8:00A - 7:30P

OPERATING STATISTICS

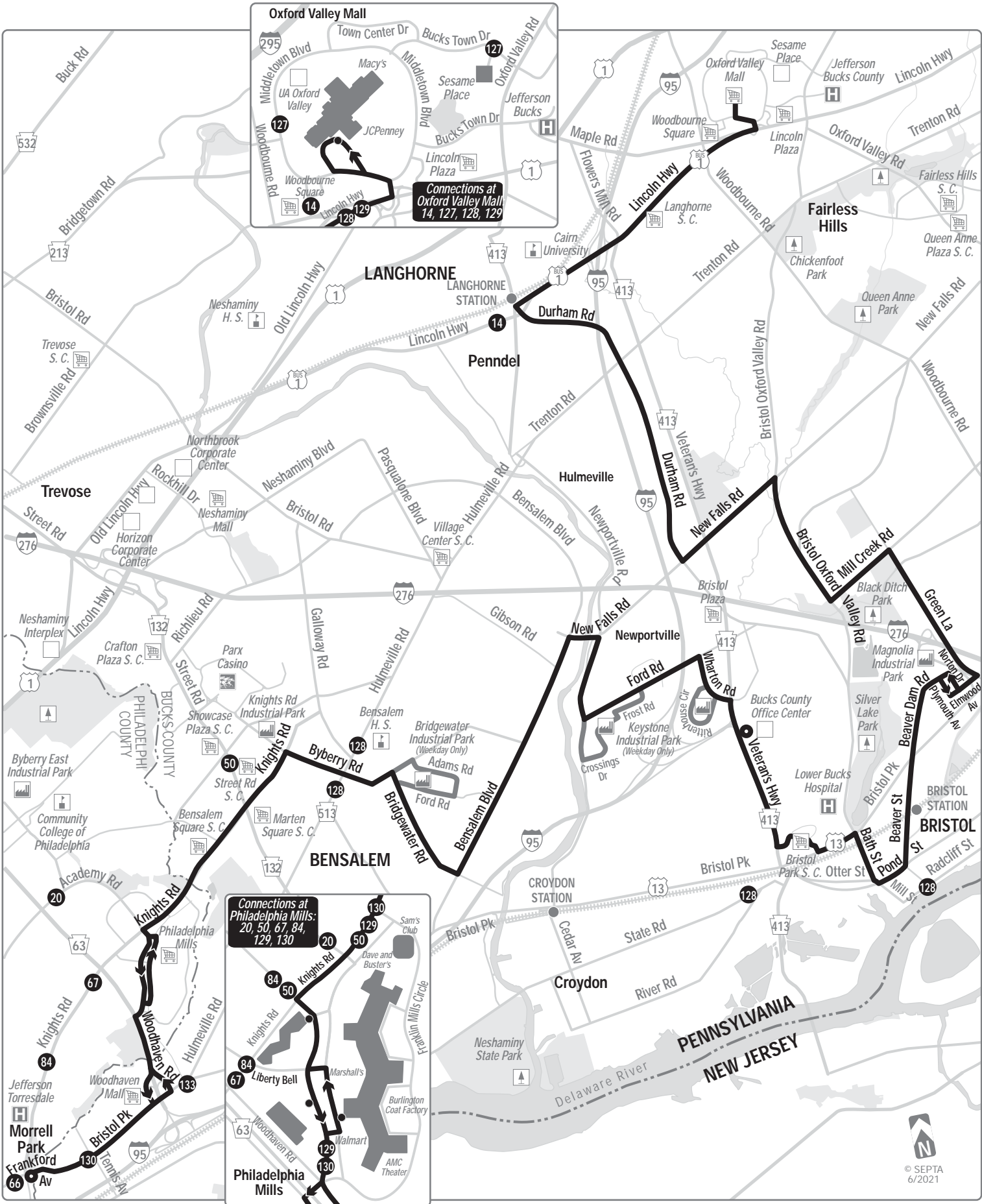
ONE WAY ROUTE MILES (AVG.)	24.4	<u>RANK</u>
DAILY AVERAGE (WK) RIDERSHIP	531	22ND
VEHICLE HOURS (ANNUAL)	22,408	
VEHICLE MILES (ANNUAL)	402,510	
PEAK VEHICLES	4	
FULLY ALLOCATED EXPENSES	\$2,446,502	
PASSENGER REVENUE	\$220,298	
OPERATING RATIO	9%	26TH
ON TIME % (SEASON)	78%	

FIGURES FOR THIS ROUTE INCLUDE OUTSIDE SUBSIDIES

CHARACTERISTICS

MODE
DIVISION
OPERATING DISTRICT(S)
COUNTY(S) SERVED
VEHICLE SIZE

BUS
SURFACE - SUBURBAN
FRONTIER
PHILADELPHIA, BUCKS
40'



130

Frankford-Knights to Bucks County Community College



SEPTA

Serving
Philadelphia Mills,
Neshaminy Mall
and Newtown

SERVICE LEVELS (FREQUENCY IN MINUTES)

WEEKDAYS

AM PEAK	60
BASE	60
PM PEAK	60
EARLY EVENING	60 TO 90
LATE NIGHT	1 TRIP
OWL	--
TOTAL TRIPS	33

SATURDAYS

AM	60
BASE	60
PM	60
EARLY EVENING	60
LATE NIGHT	--
OWL	--
TOTAL TRIPS	29

SUNDAYS

AM	1 TRIP
BASE	90
PM	90
EARLY EVENING	--
LATE NIGHT	--
OWL	--
TOTAL TRIPS	15

SERVICE SPAN

5:30A - 12:00A

6:30A - 10:30P

9:00A - 8:00P

OPERATING STATISTICS

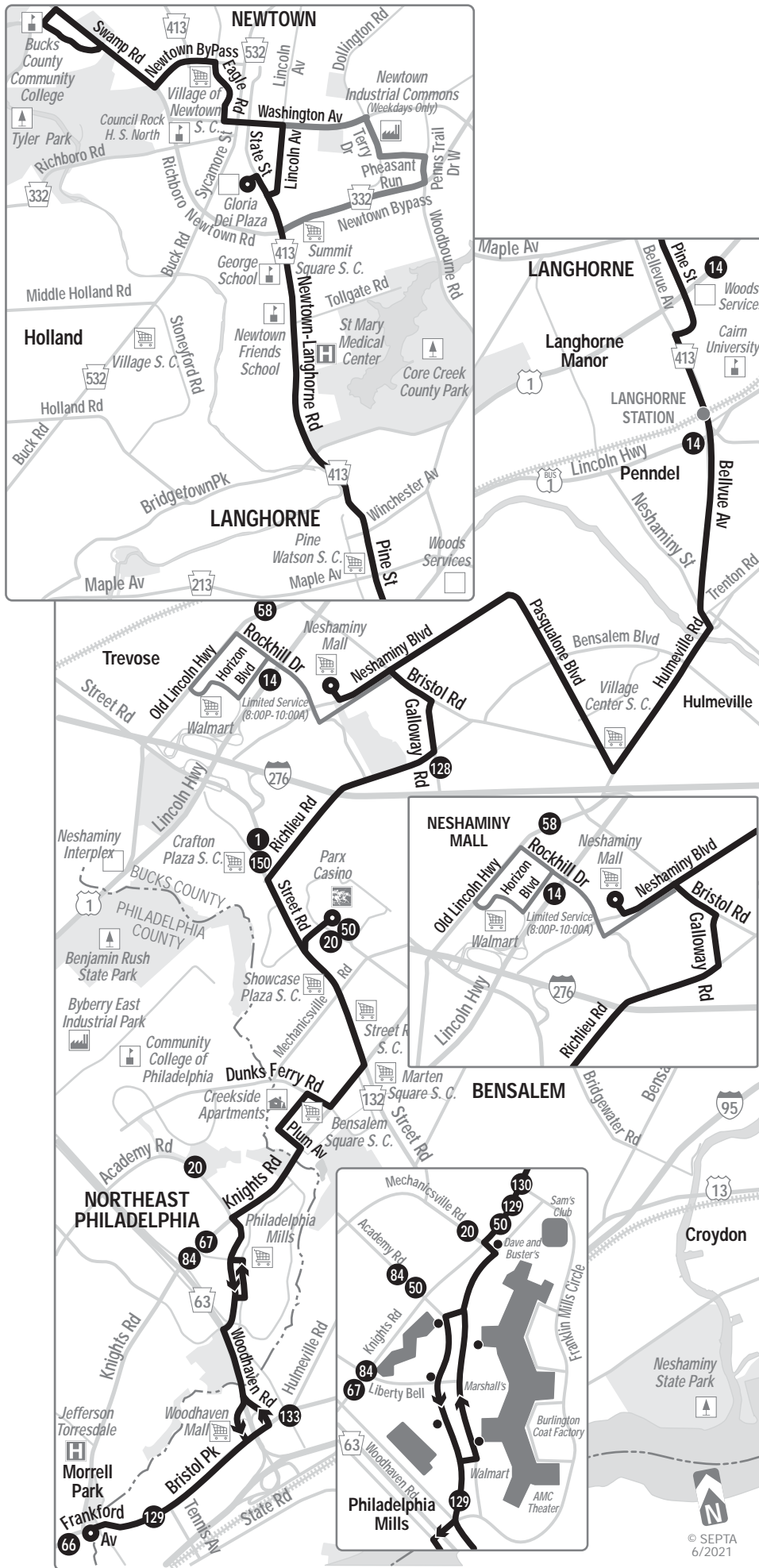
ONE WAY ROUTE MILES (AVG.)	23.6	<u>RANK</u>
DAILY AVERAGE (WK) RIDERSHIP	335	30TH
VEHICLE HOURS (ANNUAL)	19,296	
VEHICLE MILES (ANNUAL)	320,150	
PEAK VEHICLES	4	
FULLY ALLOCATED EXPENSES	\$2,120,528	
PASSENGER REVENUE	\$140,786	
OPERATING RATIO	7%	35TH
ON TIME % (SEASON)	81%	

FIGURES FOR THIS ROUTE INCLUDE OUTSIDE SUBSIDIES

CHARACTERISTICS

MODE
DIVISION
OPERATING DISTRICT(S)
COUNTY(S) SERVED
VEHICLE SIZE

BUS
SURFACE - SUBURBAN
FRONTIER
PHILADELPHIA, BUCKS
40'



131

Audubon to Norristown Transportation Center



SEPTA

Serving
Jeffersonville

SERVICE LEVELS (FREQUENCY IN MINUTES)

WEEKDAYS

AM PEAK	30
BASE	60 TO 30
PM PEAK	30
EARLY EVENING	2 TRIPS
LATE NIGHT	2 TRIPS
OWL	--
TOTAL TRIPS	46

SATURDAYS

AM	60
BASE	60
PM	60
EARLY EVENING	2 TRIPS
LATE NIGHT	2 TRIPS
OWL	--
TOTAL TRIPS	32

SUNDAYS

AM	60
BASE	60
PM	60
EARLY EVENING	2 TRIPS
LATE NIGHT	2 TRIPS
OWL	--
TOTAL TRIPS	32

SERVICE
SPAN

5:00A - 11:30P

5:30A - 11:30P

5:30A - 11:30P

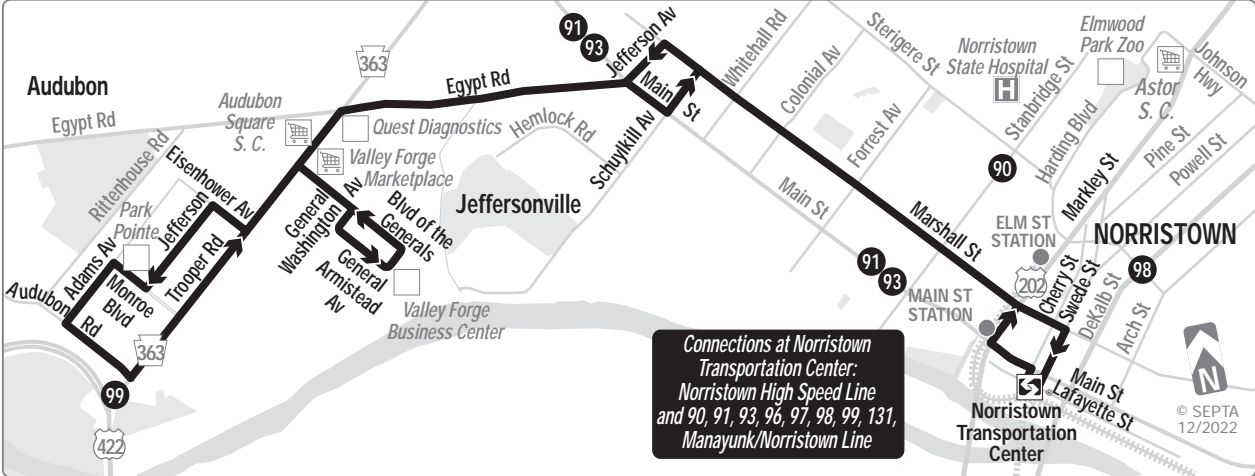
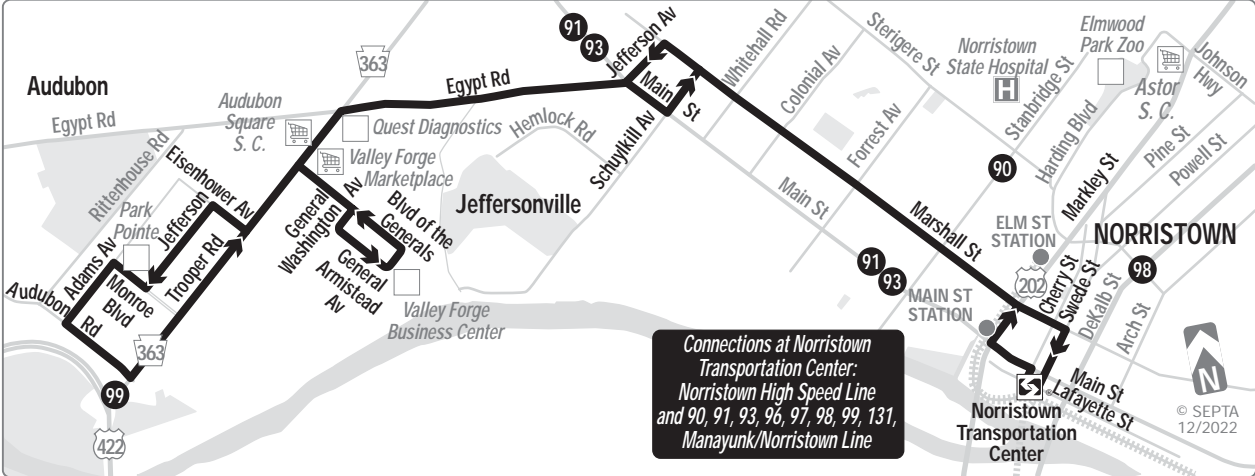
OPERATING STATISTICS

ONE WAY ROUTE MILES (AVG.)	8.1	<u>RANK</u>
DAILY AVERAGE (WK) RIDERSHIP	386	28TH
VEHICLE HOURS (ANNUAL)	10,505	
VEHICLE MILES (ANNUAL)	111,136	
PEAK VEHICLES	3	
FULLY ALLOCATED EXPENSES	\$1,132,524	
PASSENGER REVENUE	\$177,612	
OPERATING RATIO	16%	5TH
ON TIME % (SEASON)	88%	

CHARACTERISTICS

MODE
DIVISION
OPERATING DISTRICT(S)
COUNTY(S) SERVED
VEHICLE SIZE

BUS
SURFACE - SUBURBAN
FRONTIER
MONTGOMERY
40'



132

Telford to Montgomery Mall



SEPTA

Serving Lansdale

SERVICE LEVELS (FREQUENCY IN MINUTES)

WEEKDAYS

AM PEAK	60
BASE	60
PM PEAK	60
EARLY EVENING	90
LATE NIGHT	--
OWL	--
TOTAL TRIPS	28

SATURDAYS

AM	70
BASE	70
PM	70
EARLY EVENING	120
LATE NIGHT	--
OWL	--
TOTAL TRIPS	24

SUNDAYS

AM	--
BASE	LTD
PM	3 TRIPS
EARLY EVENING	--
LATE NIGHT	--
OWL	--
TOTAL TRIPS	7

SERVICE SPAN

4:30A - 10:30P

7:00A - 10:30P

9:00A - 7:30P

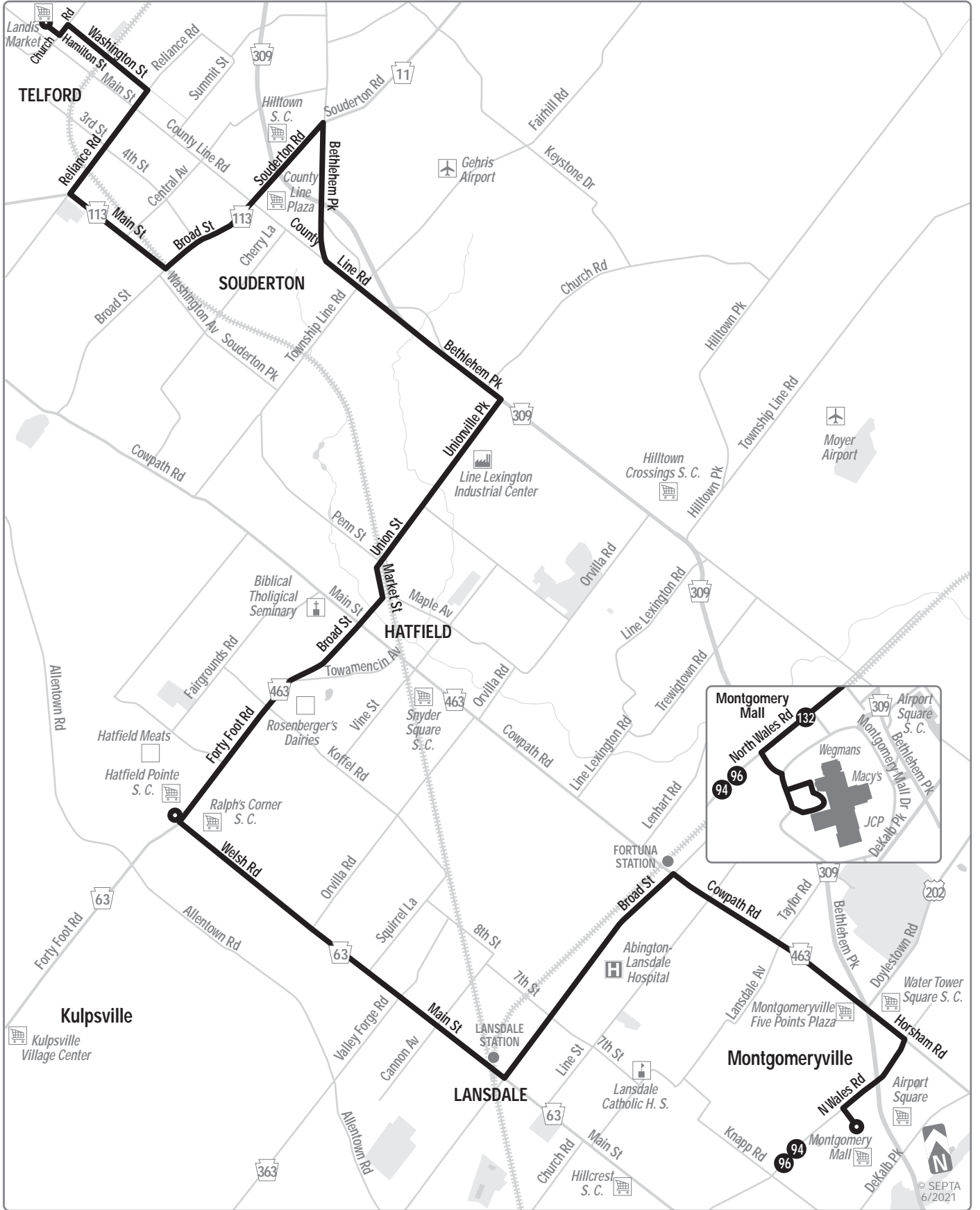
OPERATING STATISTICS

ONE WAY ROUTE MILES (AVG.)	15.8	<u>RANK</u>
DAILY AVERAGE (WK) RIDERSHIP	234	35TH
VEHICLE HOURS (ANNUAL)	11,766	
VEHICLE MILES (ANNUAL)	179,284	
PEAK VEHICLES	3	
FULLY ALLOCATED EXPENSES	\$1,325,988	
PASSENGER REVENUE	\$97,458	
OPERATING RATIO	7%	31ST
ON TIME % (SEASON)	85%	

CHARACTERISTICS

MODE
DIVISION
OPERATING DISTRICT(S)
COUNTY(S) SERVED
VEHICLE SIZE

BUS
SURFACE - SUBURBAN
FRONTIER
BUCKS, MONTGOMERY
40'



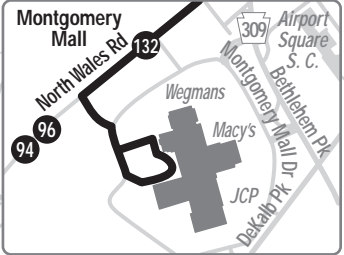
TELFORD

SOUDERTON

HATFIELD

LANSDALE

Montgomeryville



133

Frankford- Knights to Bensalem



SEPTA

Serving
Cornwells Heights

SERVICE LEVELS (FREQUENCY IN MINUTES)

WEEKDAYS

AM PEAK	3 TRIPS
BASE	LTD
PM PEAK	3 TRIPS
EARLY EVENING	--
LATE NIGHT	--
OWL	--
TOTAL TRIPS	11

SATURDAYS

AM	--
BASE	2 TRIPS
PM	--
EARLY EVENING	--
LATE NIGHT	--
OWL	--
TOTAL TRIPS	2

SUNDAYS

AM	--
BASE	--
PM	--
EARLY EVENING	--
LATE NIGHT	--
OWL	--
TOTAL TRIPS	--

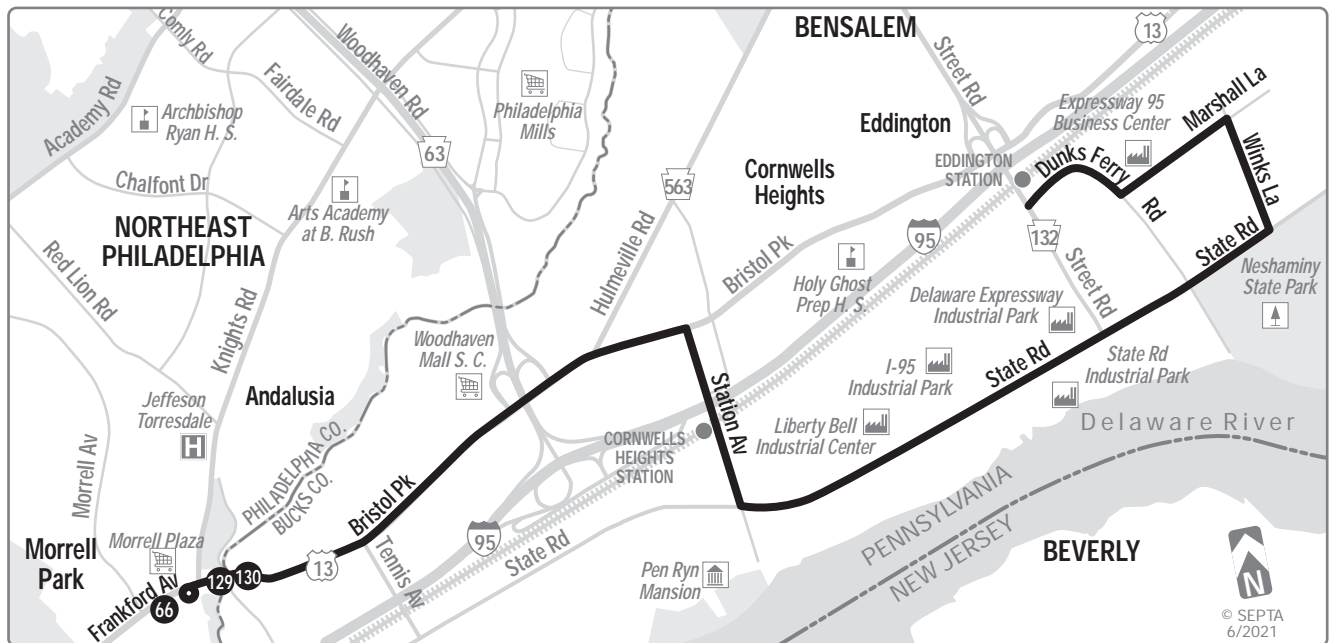
SERVICE SPAN	6:30A - 6:00P	11:30A - 12:30P	NO SERVICE
--------------	---------------	-----------------	------------

OPERATING STATISTICS

ONE WAY ROUTE MILES (AVG.)	5.2	<u>RANK</u>
DAILY AVERAGE (WK) RIDERSHIP	43	43RD
VEHICLE HOURS (ANNUAL)	3,225	
VEHICLE MILES (ANNUAL)	50,571	
PEAK VEHICLES	1	
FULLY ALLOCATED EXPENSES	\$385,324	
PASSENGER REVENUE	\$15,273	
OPERATING RATIO	4%	41ST
ON TIME % (SEASON)	98%	

CHARACTERISTICS

MODE	BUS
DIVISION	SURFACE - SUBURBAN
OPERATING DISTRICT(S)	FRONTIER
COUNTY(S) SERVED	PHILADELPHIA, BUCKS
VEHICLE SIZE	40'



135

Coatesville to West Chester Transportation Center



SEPTA

Serving
Thorndale,
Downingtown and
Exton

SERVICE LEVELS (FREQUENCY IN MINUTES)

WEEKDAYS

AM PEAK	60
BASE	60
PM PEAK	60
EARLY EVENING	3 TRIPS
LATE NIGHT	--
OWL	--
TOTAL TRIPS	30

SATURDAYS

AM	70
BASE	70
PM	70
EARLY EVENING	2 TRIPS
LATE NIGHT	--
OWL	--
TOTAL TRIPS	26

SUNDAYS

AM	70
BASE	70
PM	70
EARLY EVENING	2 TRIPS
LATE NIGHT	--
OWL	--
TOTAL TRIPS	26

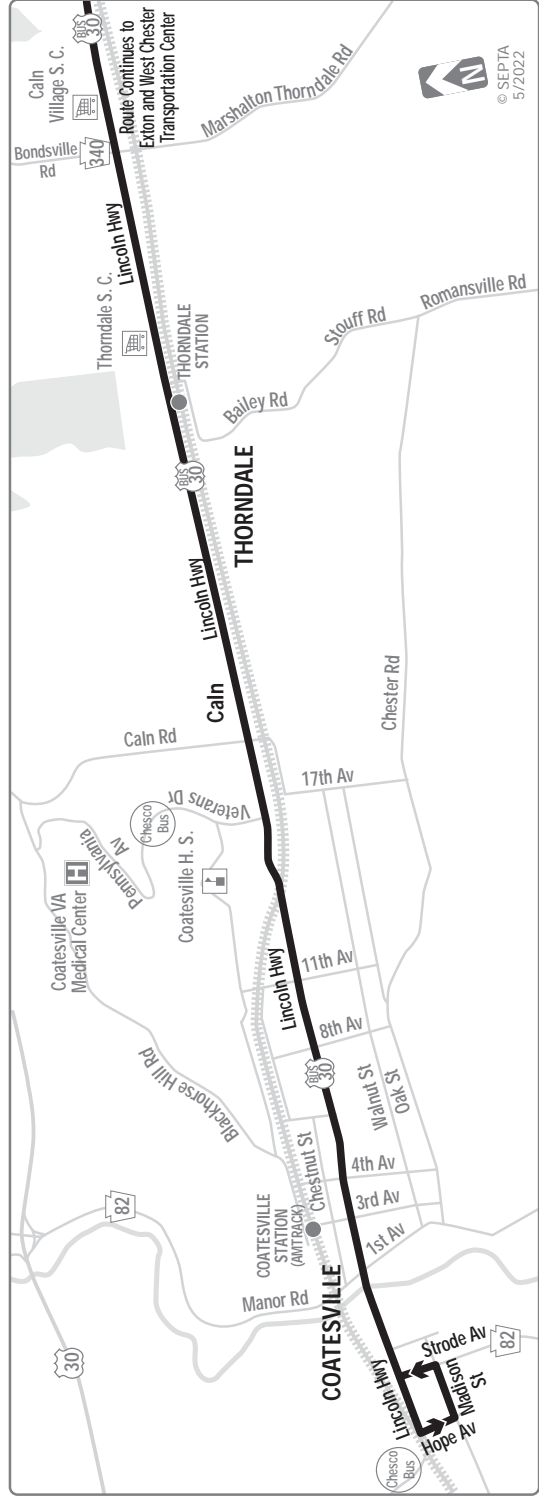
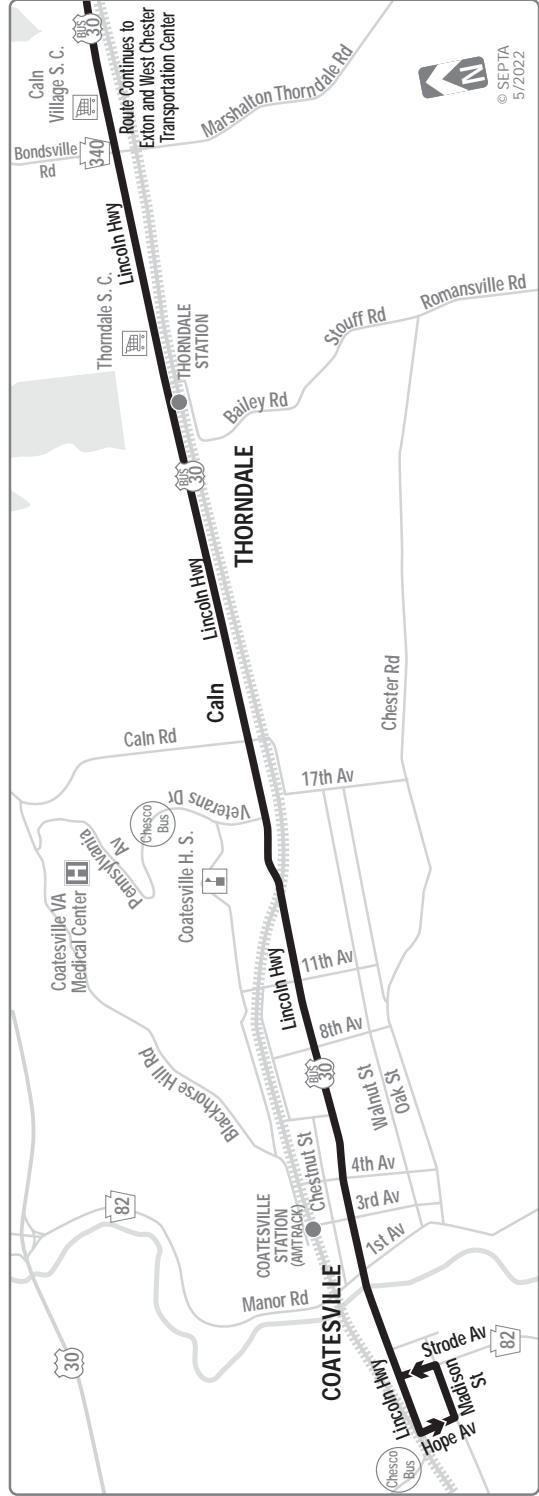
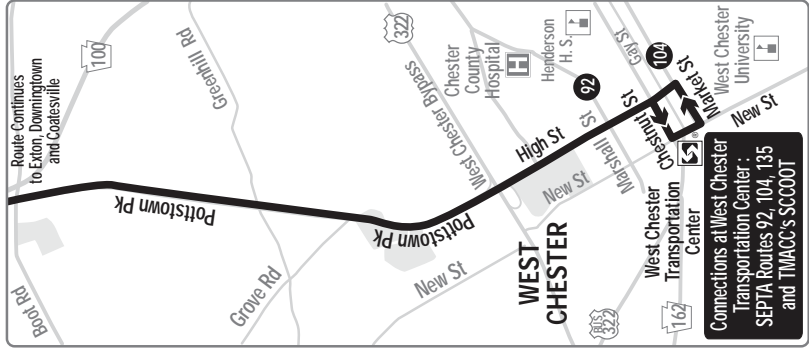
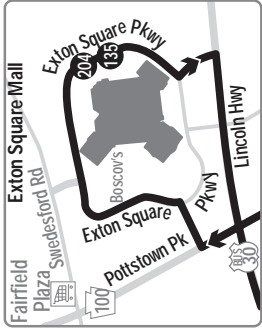
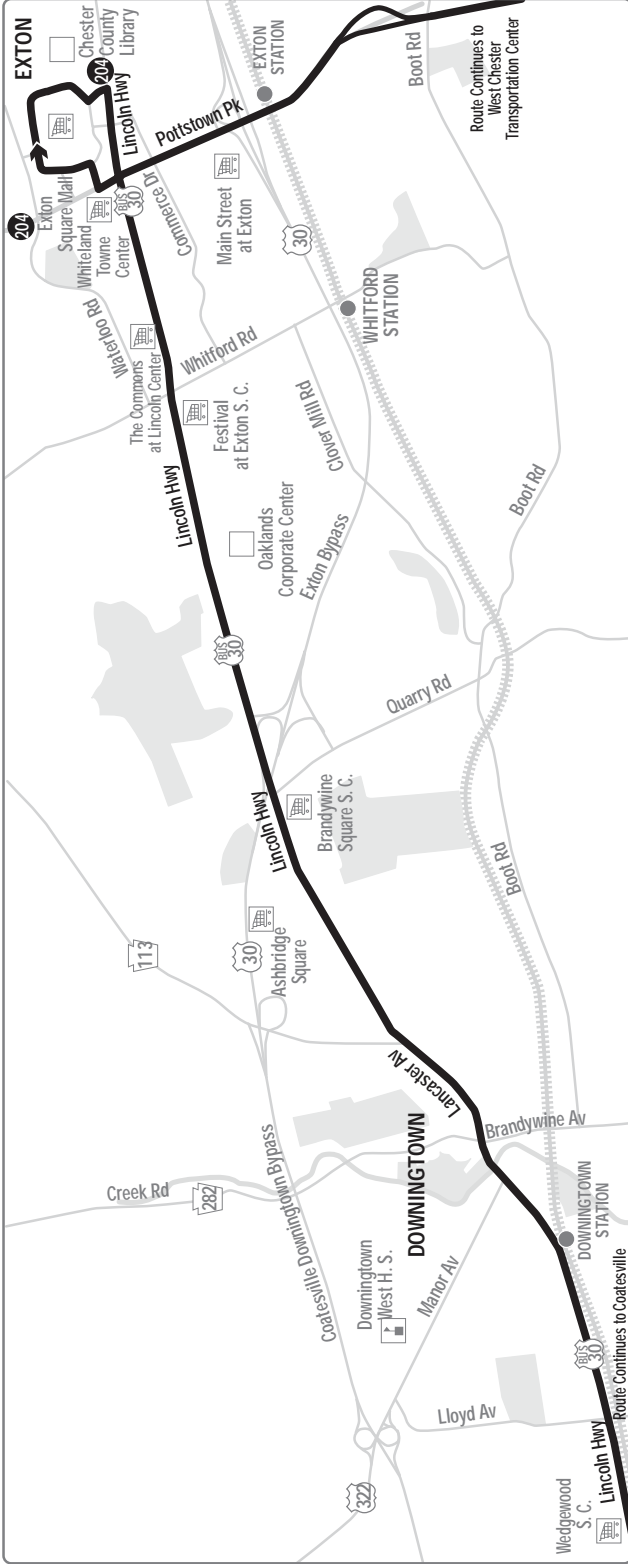
SERVICE SPAN	6:00A - 10:00P	6:30A - 9:30P	7:00A - 9:30P
--------------	----------------	---------------	---------------

OPERATING STATISTICS

ONE WAY ROUTE MILES (AVG.)	18.6	<u>RANK</u>
DAILY AVERAGE (WK) RIDERSHIP	375	29TH
VEHICLE HOURS (ANNUAL)	12,417	
VEHICLE MILES (ANNUAL)	229,453	
PEAK VEHICLES	2	
FULLY ALLOCATED EXPENSES	\$1,343,418	
PASSENGER REVENUE	\$163,696	
OPERATING RATIO	12%	11TH
ON TIME % (SEASON)	78%	

CHARACTERISTICS

MODE	BUS
DIVISION	SURFACE - SUBURBAN
OPERATING DISTRICT(S)	FRONTIER
COUNTY(S) SERVED	CHESTER
VEHICLE SIZE	40'



139

Limerick to King of Prussia



SEPTA

Serving Royersford and Phoenixville

SERVICE LEVELS (FREQUENCY IN MINUTES)

WEEKDAYS

AM PEAK	60
BASE	90 TO 60
PM PEAK	60
EARLY EVENING	70
LATE NIGHT	1 TRIP
OWL	--
TOTAL TRIPS	32

SATURDAYS

AM	90
BASE	90
PM	90
EARLY EVENING	90
LATE NIGHT	1 TRIP
OWL	--
TOTAL TRIPS	21

SUNDAYS

AM	-
BASE	-
PM	-
EARLY EVENING	-
LATE NIGHT	-
OWL	-
TOTAL TRIPS	-

SERVICE SPAN

4:30A - 11:00P

7:00A - 11:30P

NO SERVICE

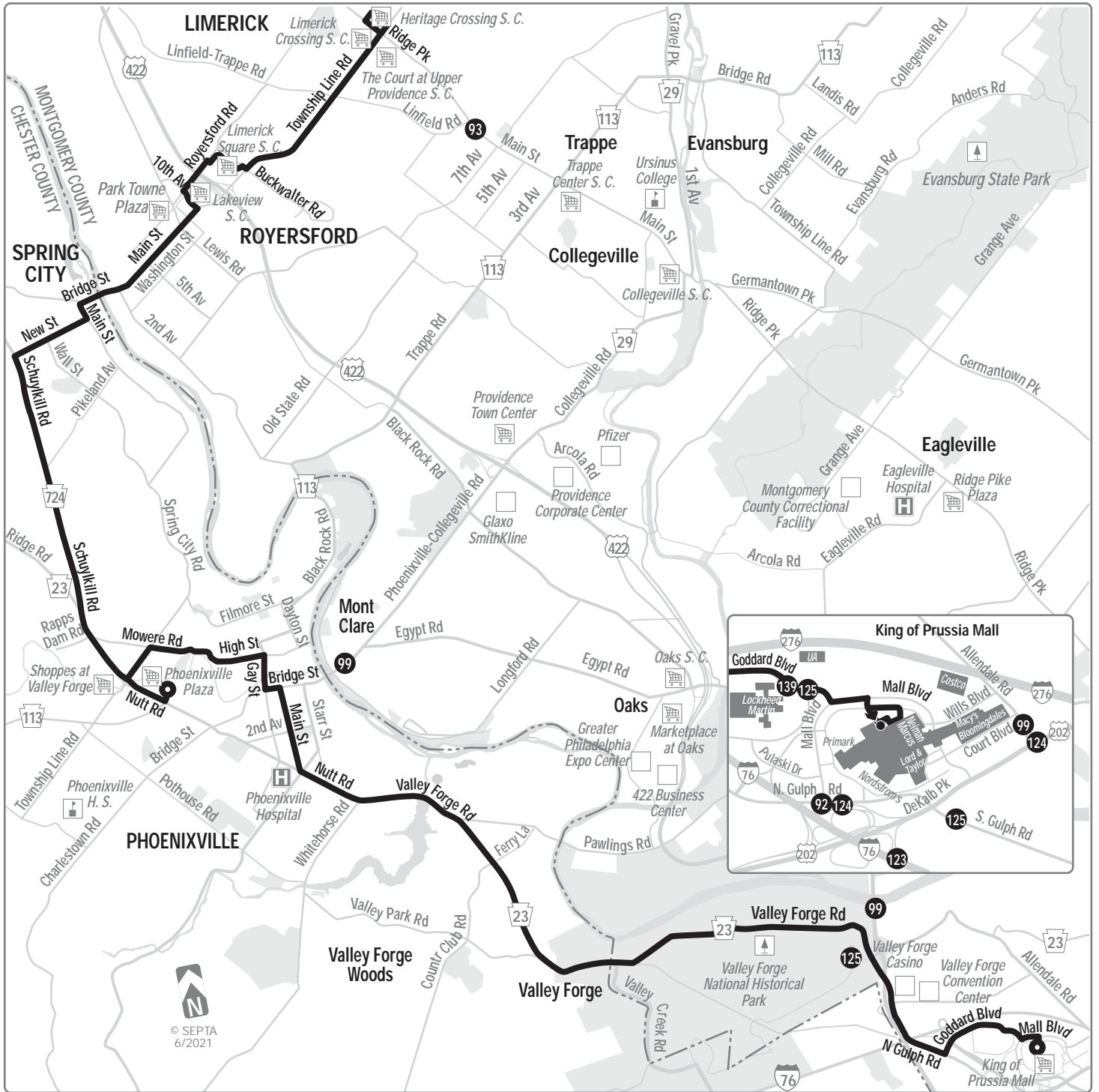
OPERATING STATISTICS

ONE WAY ROUTE MILES (AVG.)	19.3	<u>RANK</u>
DAILY AVERAGE (WK) RIDERSHIP	260	32ND
VEHICLE HOURS (ANNUAL)	13,405	
VEHICLE MILES (ANNUAL)	206,151	
PEAK VEHICLES	3	
FULLY ALLOCATED EXPENSES	\$1,468,530	
PASSENGER REVENUE	\$104,014	
OPERATING RATIO	7%	34TH
ON TIME % (SEASON)	85%	

CHARACTERISTICS

MODE
DIVISION
OPERATING DISTRICT(S)
COUNTY(S) SERVED
VEHICLE SIZE

BUS
SURFACE - SUBURBAN
FRONTIER
MONTGOMERY, CHESTER
40'



150

Parx Casino to Plymouth Meeting Mall



SEPTA

SERVICE LEVELS (FREQUENCY IN MINUTES)

<u>WEEKDAYS</u>		<u>SATURDAYS</u>		<u>SUNDAYS</u>	
AM PEAK	--	AM	2 TRIPS	AM	--
BASE	LTD	BASE	2 TRIPS	BASE	--
PM PEAK	3 TRIPS	PM	3 TRIPS	PM	--
EARLY EVENING	2 TRIPS	EARLY EVENING	--	EARLY EVENING	--
LATE NIGHT	1 TRIP	LATE NIGHT	2 TRIPS	LATE NIGHT	--
OWL	--	OWL	--	OWL	--
TOTAL TRIPS	11	TOTAL TRIPS	8	TOTAL TRIPS	

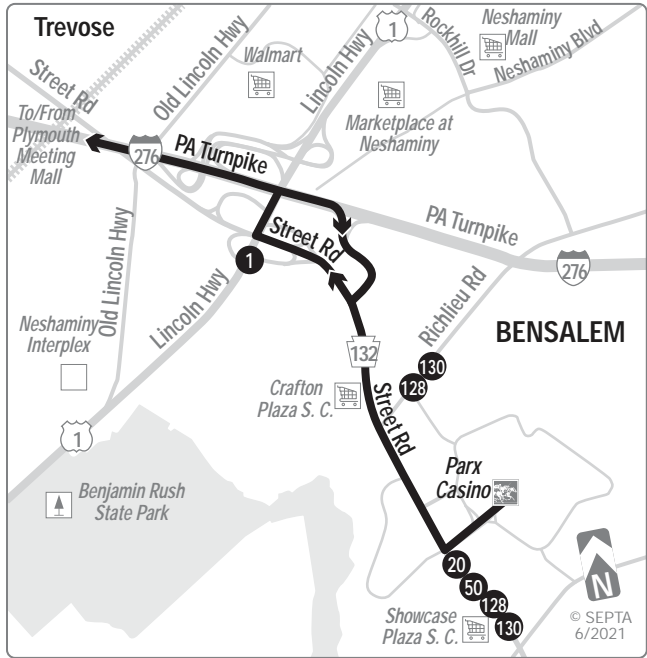
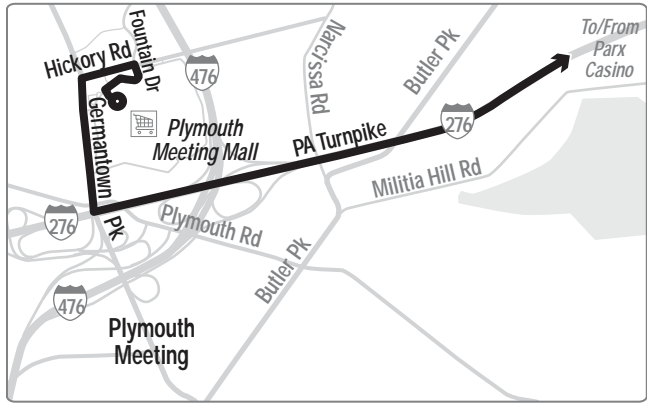
SERVICE SPAN	11:00A - 12:00A	6:30A - 12:00A	NO SERVICE
--------------	-----------------	----------------	------------

OPERATING STATISTICS

		<u>RANK</u>
ONE WAY ROUTE MILES (AVG.)	22.0	
DAILY AVERAGE (WK) RIDERSHIP	29	45TH
VEHICLE HOURS (ANNUAL)	3,091	
VEHICLE MILES (ANNUAL)	81,808	
PEAK VEHICLES	2	
FULLY ALLOCATED EXPENSES	\$541,581	
PASSENGER REVENUE	\$11,511	
OPERATING RATIO	2%	45TH
ON TIME % (SEASON)	95%	

CHARACTERISTICS

MODE	BUS
DIVISION	SURFACE - SUBURBAN
OPERATING DISTRICT(S)	FRONTIER
COUNTY(S) SERVED	BUCKS, MONTGOMERY
VEHICLE SIZE	40'



201

Fort Washington Office Center to Fort Washington Station



SEPTA

SERVICE LEVELS (FREQUENCY IN MINUTES)

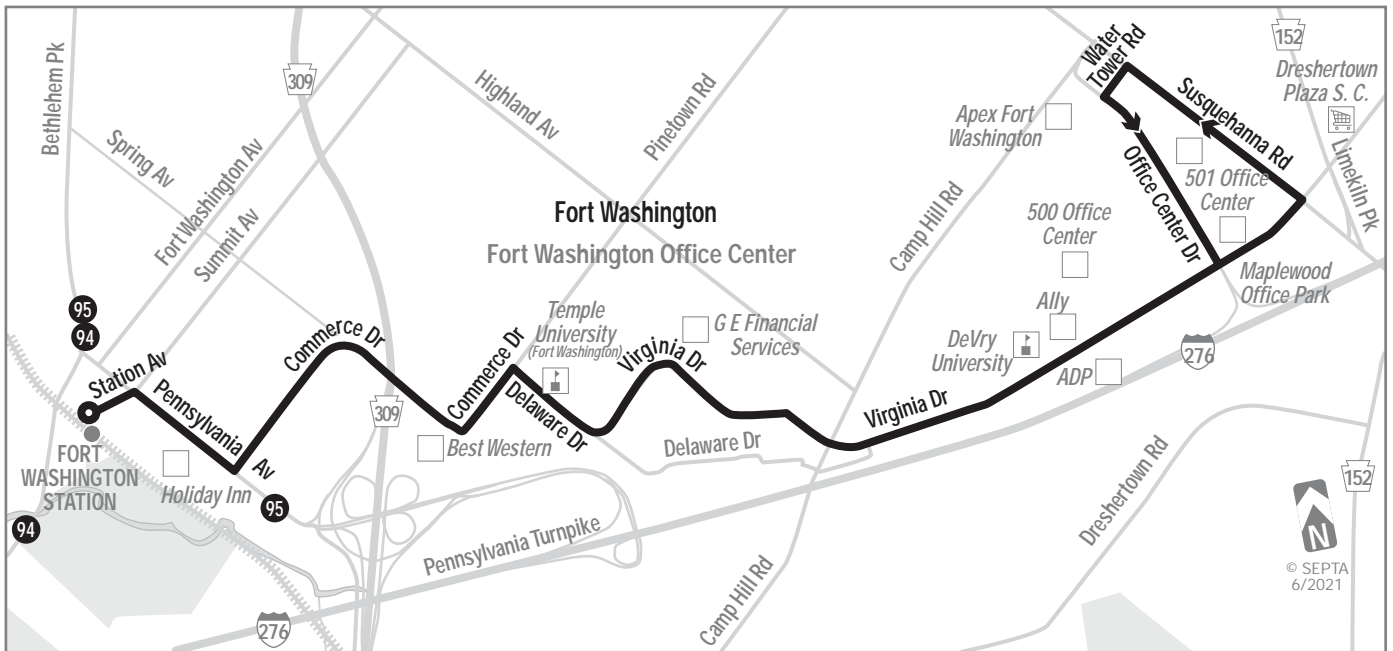
<u>WEEKDAYS</u>		<u>SATURDAYS</u>		<u>SUNDAYS</u>	
AM PEAK	30	AM	--	AM	--
BASE	60	BASE	--	BASE	--
PM PEAK	30	PM	--	PM	--
EARLY EVENING	--	EARLY EVENING	--	EARLY EVENING	--
LATE NIGHT	--	LATE NIGHT	--	LATE NIGHT	--
OWL	--	OWL	--	OWL	--
TOTAL TRIPS	32	TOTAL TRIPS		TOTAL TRIPS	
SERVICE SPAN	6:30A - 7:00P	NO SERVICE		NO SERVICE	

OPERATING STATISTICS

ONE WAY ROUTE MILES (AVG.)	3.3	<u>RANK</u>
DAILY AVERAGE (WK) RIDERSHIP	40	44TH
VEHICLE HOURS (ANNUAL)	3,261	
VEHICLE MILES (ANNUAL)	39,774	
PEAK VEHICLES	1	
FULLY ALLOCATED EXPENSES	\$368,357	
PASSENGER REVENUE	\$13,973	
OPERATING RATIO	4%	42ND
ON TIME % (SEASON)	N/A	

CHARACTERISTICS

MODE	BUS
DIVISION	SURFACE - SUBURBAN
OPERATING DISTRICT(S)	FRONTIER
COUNTY(S) SERVED	MONTGOMERY
VEHICLE SIZE	40'



206

The Commons at Great Valley to Paoli Station



SEPTA

Serving Great Valley
Corporate Center

SERVICE LEVELS (FREQUENCY IN MINUTES)

WEEKDAYS

AM PEAK	30
BASE	30 TO 60
PM PEAK	30
EARLY EVENING	--
LATE NIGHT	--
OWL	--
TOTAL TRIPS	15

SATURDAYS

AM	--
BASE	--
PM	--
EARLY EVENING	--
LATE NIGHT	--
OWL	--
TOTAL TRIPS	

SUNDAYS

AM	--
BASE	--
PM	--
EARLY EVENING	--
LATE NIGHT	--
OWL	--
TOTAL TRIPS	

SERVICE SPAN

6:30A - 6:30P

NO SERVICE

NO SERVICE

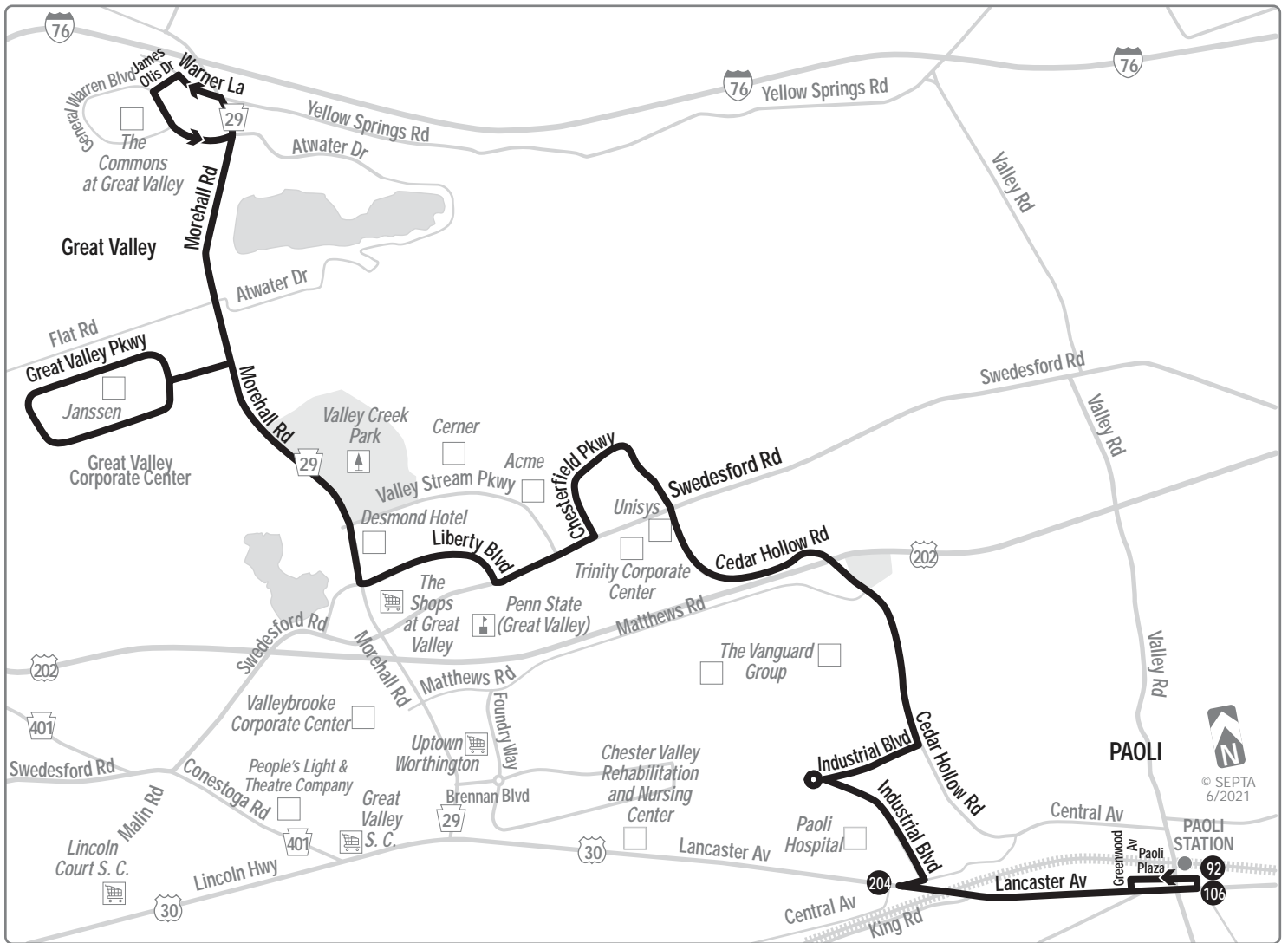
OPERATING STATISTICS

ONE WAY ROUTE MILES (AVG.)	7.2	<u>RANK</u>
DAILY AVERAGE (WK) RIDERSHIP	58	42ND
VEHICLE HOURS (ANNUAL)	4,267	
VEHICLE MILES (ANNUAL)	70,860	
PEAK VEHICLES	2	
FULLY ALLOCATED EXPENSES	\$589,797	
PASSENGER REVENUE	\$20,474	
OPERATING RATIO	3%	44TH
ON TIME % (SEASON)	N/A	

CHARACTERISTICS

MODE
DIVISION
OPERATING DISTRICT(S)
COUNTY(S) SERVED
VEHICLE SIZE

BUS
SURFACE - SUBURBAN
FRONTIER
CHESTER
40'



Contract Operations



LUCY

Loop Through University City



SEPTA

Serving
Gray/Amtrak
30th Street Station

SERVICE LEVELS (FREQUENCY IN MINUTES)

<u>WEEKDAYS</u>	<u>GOLD</u>	<u>GREEN</u>	<u>SATURDAYS</u>	<u>SUNDAYS</u>
AM PEAK	9	9	AM	--
BASE	15	15	BASE	--
PM PEAK	12 - 15	12 - 15	PM	--
EARLY EVENING	--	--	EARLY EVENING	--
LATE NIGHT	--	--	LATE NIGHT	--
OWL	--	--	OWL	--
TOTAL TRIPS	49	49	TOTAL TRIPS	--
SERVICE SPAN	6:00A - 7:30P		NO SERVICE	NO SERVICE

OPERATING STATISTICS

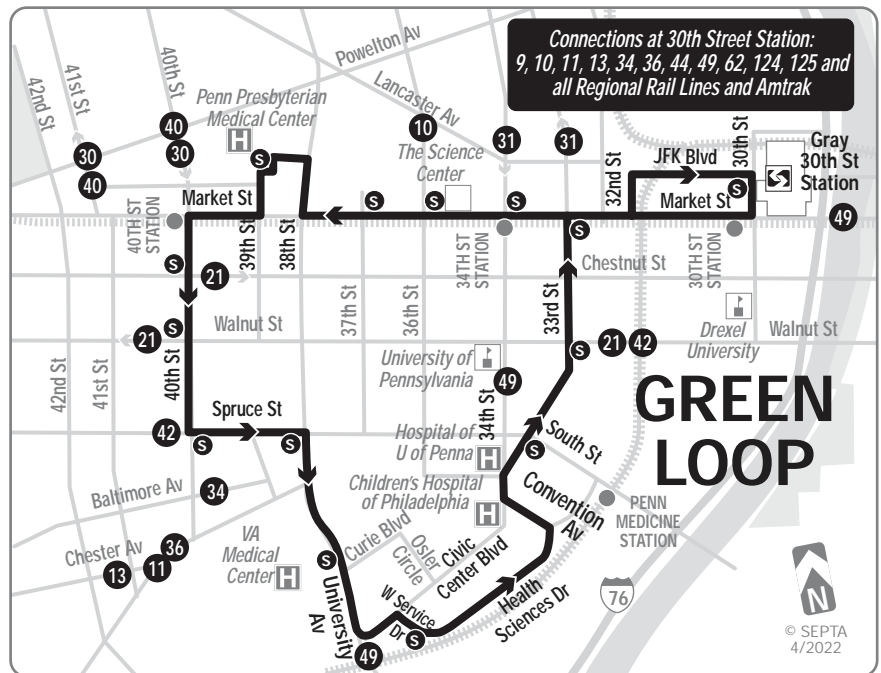
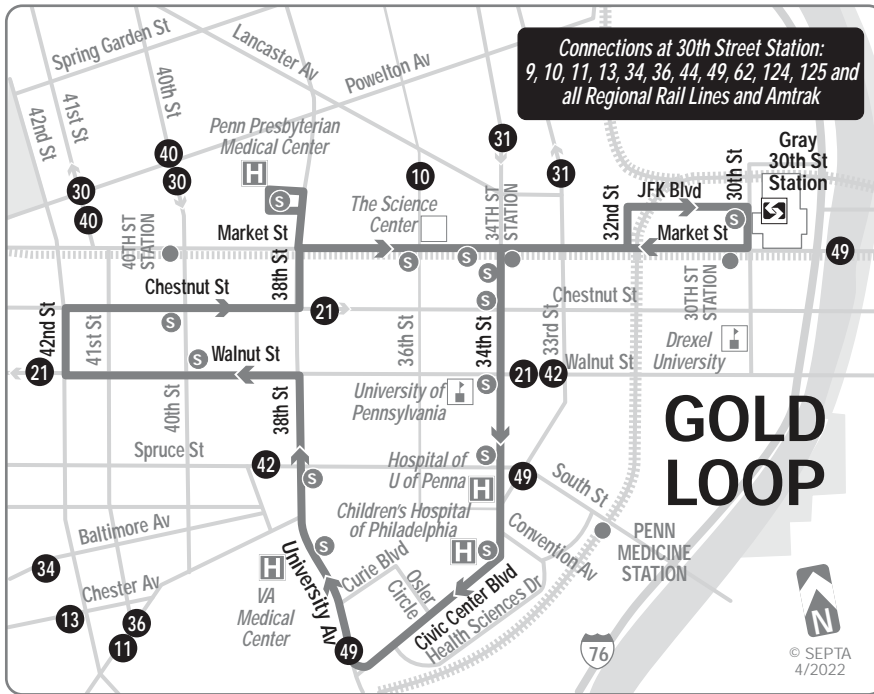
	<u>GOLD</u>	<u>GREEN</u>	<u>RANK</u>
ONE WAY ROUTE MILES (AVG.)	4.0	3.8	
DAILY AVERAGE (WK) RIDERSHIP		143	2ND
VEHICLE HOURS (ANNUAL)		16,818	
VEHICLE MILES (ANNUAL)		131,263	
PEAK VEHICLES		5	
FULLY ALLOCATED EXPENSES	\$1,750,027		
PASSENGER REVENUE	\$62,188		
OPERATING RATIO		3%	4TH
ON TIME % (SEASON)		89%	

FIGURES FOR THIS ROUTE EXCLUDE OUTSIDE SUBSIDIES

CHARACTERISTICS

MODE
DIVISION
OPERATING DISTRICT(S)
COUNTY(S) SERVED
VEHICLE SIZE

BUS
SURFACE - CITY
CONTRACT OPERATIONS
PHILADELPHIA
30'



204

Eagleview to Paoli Station



SEPTA

Serving
Lionville and Exton

SERVICE LEVELS (FREQUENCY IN MINUTES)

WEEKDAYS

AM PEAK
BASE
PM PEAK
EARLY EVENING
LATE NIGHT
OWL
TOTAL TRIPS

30 - 60
60
60
3 TRIPS
--
--
29

SATURDAYS

AM
BASE
PM
EARLY EVENING
LATE NIGHT
OWL
TOTAL TRIPS

2 TRIPS
120
120
2 TRIPS
--
--
14

SUNDAYS

AM
BASE
PM
EARLY EVENING
LATE NIGHT
OWL
TOTAL TRIPS

1 TRIP
120
3 TRIPS
--
--
--
12

SERVICE
SPAN

7:00A - 9:00P

7:30A - 9:00P

8:00P - 7:00P

OPERATING STATISTICS

ONE WAY ROUTE MILES (AVG.)
DAILY AVERAGE (WK) RIDERSHIP
VEHICLE HOURS (ANNUAL)
VEHICLE MILES (ANNUAL)
PEAK VEHICLES
FULLY ALLOCATED EXPENSES
PASSENGER REVENUE
OPERATING RATIO
ON TIME % (SEASON)

15.2
113
9,007
153,116
3
\$878,480
\$50,239
6%
N/A

RANK

3RD

3RD

CHARACTERISTICS

MODE
DIVISION
OPERATING DISTRICT(S)
COUNTY(S) SERVED
VEHICLE SIZE

BUS
SURFACE - SUBURBAN
CONTRACT OPERATIONS
CHESTER
30'

310

Horsham Breeze Red



SEPTA

Serving
Willow Grove

SERVICE LEVELS (FREQUENCY IN MINUTES)

WEEKDAYS

AM PEAK	30
BASE	30
PM PEAK	30
EARLY EVENING	45
LATE NIGHT	3 TRIPS
OWL	--
TOTAL TRIPS	33

SATURDAYS

AM	90
BASE	90
PM	90
EARLY EVENING	3 TRIPS
LATE NIGHT	--
OWL	--
TOTAL TRIPS	12

SUNDAYS

AM	--
BASE	--
PM	--
EARLY EVENING	--
LATE NIGHT	--
OWL	--
TOTAL TRIPS	--

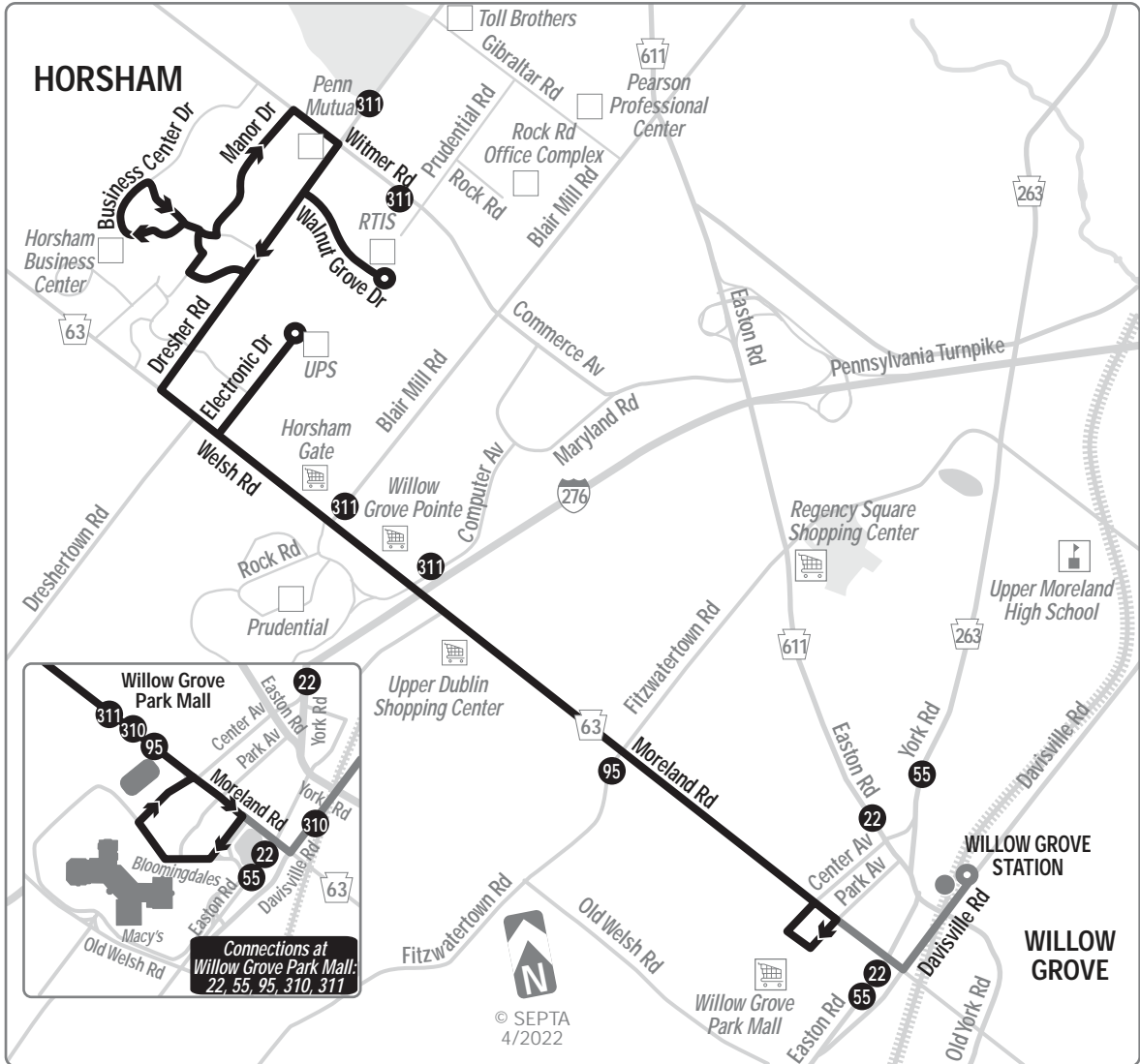
SERVICE SPAN	6:00A - 11:00P	7:00A - 11:30P	NO SERVICE
--------------	----------------	----------------	------------

OPERATING STATISTICS

ONE WAY ROUTE MILES (AVG.)	9.0	<u>RANK</u>
DAILY AVERAGE (WK) RIDERSHIP	165	1ST
VEHICLE HOURS (ANNUAL)	7,338	
VEHICLE MILES (ANNUAL)	93,939	
PEAK VEHICLES	3	
FULLY ALLOCATED EXPENSES	\$543,295	
PASSENGER REVENUE	\$71,397	
OPERATING RATIO	13%	1ST
ON TIME % (SEASON)	82%	

CHARACTERISTICS

MODE	BUS
DIVISION	SURFACE - SUBURBAN
OPERATING DISTRICT(S)	CONTRACT OPERATIONS
COUNTY(S) SERVED	MONTGOMERY
VEHICLE SIZE	30'



311

Horsham Breeze Blue



 SEPTA

Serving
Willow Grove

SERVICE LEVELS (FREQUENCY IN MINUTES)

WEEKDAYS

AM PEAK	30
BASE	30
PM PEAK	30
EARLY EVENING	2 TRIPS
LATE NIGHT	--
OWL	--
TOTAL TRIPS	28

SATURDAYS

AM	90
BASE	90
PM	90
EARLY EVENING	2 TRIPS
LATE NIGHT	1 TRIP
OWL	--
TOTAL TRIPS	12

SUNDAYS

AM	--
BASE	--
PM	--
EARLY EVENING	--
LATE NIGHT	--
OWL	--
TOTAL TRIPS	--

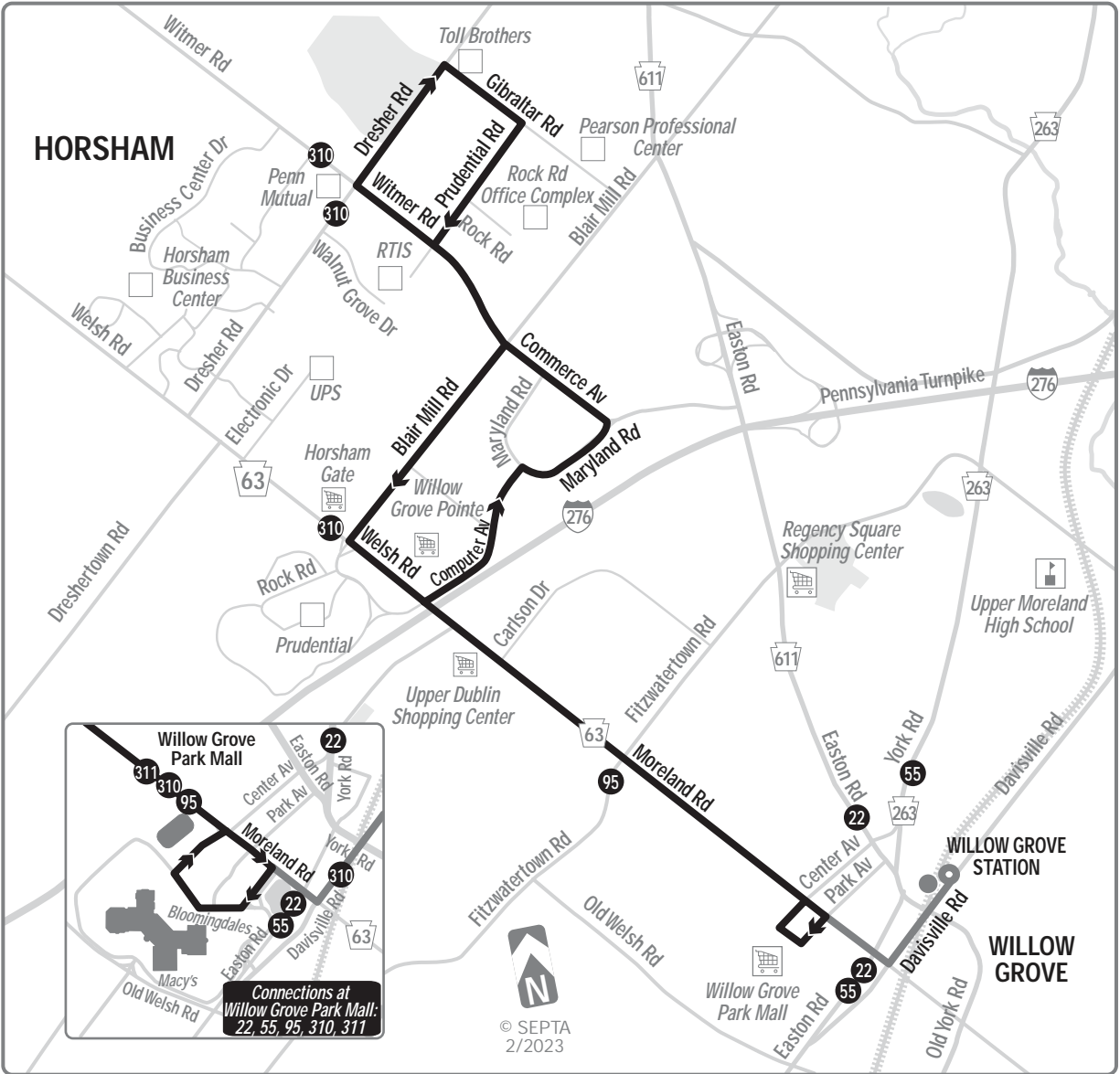
SERVICE SPAN	6:00A - 9:30P	6:30A - 10:30P	NO SERVICE
--------------	---------------	----------------	------------

OPERATING STATISTICS

ONE WAY ROUTE MILES (AVG.)	7.9	<u>RANK</u>
DAILY AVERAGE (WK) RIDERSHIP	104	3RD
VEHICLE HOURS (ANNUAL)	6,731	
VEHICLE MILES (ANNUAL)	81,744	
PEAK VEHICLES	3	
FULLY ALLOCATED EXPENSES	\$492,845	
PASSENGER REVENUE	\$45,073	
OPERATING RATIO	8%	2ND
ON TIME % (SEASON)	84%	

CHARACTERISTICS

MODE	BUS
DIVISION	SURFACE - SUBURBAN
OPERATING DISTRICT(S)	CONTRACT OPERATIONS
COUNTY(S) SERVED	MONTGOMERY
VEHICLE SIZE	30'



HORSHAM

WILLOW GROVE

Willow Grove Park Mall

Connections at Willow Grove Park Mall:
 22, 55, 95, 310, 311

© SEPTA
2/2023



Regional Rail



AIRPORT LINE

To/From Center City Philadelphia

SERVICE LEVELS (FREQUENCY IN MINUTES)

WEEKDAYS

AM PEAK	30
BASE	30
PM PEAK	30
EARLY EVENING	30
LATE NIGHT	30
OWL	--
TOTAL TRIPS	78

SATURDAYS

AM	60
BASE	60
PM	60
EARLY EVENING	60
LATE NIGHT	60
OWL	--
TOTAL TRIPS	42

SUNDAYS

AM	60
BASE	60
PM	60
EARLY EVENING	60
LATE NIGHT	60
OWL	--
TOTAL TRIPS	42

SERVICE SPAN

4:03A - 12:45A

4:03A - 12:45A

4:03A - 12:45A

OPERATING STATISTICS

ONE WAY ROUTE MILES (AVG.)	20.2	<u>RANK</u>
DAILY AVERAGE (WK) RIDERSHIP	4,041	4TH
VEHICLE HOURS (ANNUAL)	44,400	
VEHICLE MILES (ANNUAL)	867,088	
PEAK VEHICLES	13	
FULLY ALLOCATED EXPENSES	\$17,695,704	
PASSENGER REVENUE	\$2,273,693	
OPERATING RATIO	13%	10TH
ON TIME % (SEASON)	96%	

CHARACTERISTICS

MODE
DIVISION
OPERATING DISTRICT(S)
COUNTY(S) SERVED
VEHICLE SIZE

REGIONAL RAIL
RRD
ROBERTS YARD, SUBURBAN STATION
DELAWARE, MONTGOMERY, PHILADELPHIA
85' (OPERATED IN TRAINS 2 - 6 CARS)

- Airport Terminals E and F
- Airport Terminals C and D
- Airport Terminal B
- Airport Terminal A - East & West
- Eastwick
- Penn Medicine
- William H. Gray III 30th St Station
- Suburban Station
- Jefferson Station
- Temple University
- Wayne Junction
- Fern Rock Transportation Center
- Melrose Park
- Elkins Park
- Jenkintown-Wyncote
- Glenside

CHESTNUT HILL EAST LINE

To/From Center City Philadelphia

SERVICE LEVELS (FREQUENCY IN MINUTES)

WEEKDAYS

AM PEAK	30
BASE	60
PM PEAK	30
EARLY EVENING	60
LATE NIGHT	60
OWL	--
TOTAL TRIPS	39

SATURDAYS

AM	120
BASE	120
PM	120
EARLY EVENING	120
LATE NIGHT	120
OWL	--
TOTAL TRIPS	19

SUNDAYS

AM	120
BASE	120
PM	120
EARLY EVENING	120
LATE NIGHT	120
OWL	--
TOTAL TRIPS	19

SERVICE
SPAN

5:48A - 12:32A

5:30A - 12:09A

5:30A - 12:09A

OPERATING STATISTICS

ONE WAY ROUTE MILES (AVG.)	12.2	<u>RANK</u>
DAILY AVERAGE (WK) RIDERSHIP	1,573	12TH
VEHICLE HOURS (ANNUAL)	33,591	
VEHICLE MILES (ANNUAL)	551,766	
PEAK VEHICLES	11	
FULLY ALLOCATED EXPENSES	\$12,326,908	
PASSENGER REVENUE	\$1,123,298	
OPERATING RATIO	9%	13TH
ON TIME % (SEASON)	93%	

CHARACTERISTICS

MODE
DIVISION
OPERATING DISTRICT(S)
COUNTY(S) SERVED
VEHICLE SIZE

REGIONAL RAIL
RRD
POWELTON & ROBERTS YARDS, SUBURBAN STATION
PHILADELPHIA
85' (OPERATED IN TRAINS 2 - 6 CARS)

- Chestnut Hill East
- Gravers
- Wyndmoor
- Mount Airy
- Sedgwick
- Stenton
- Washington Lane
- Germantown
- Wister
- Wayne Junction
- Temple University
- Jefferson Station
- Suburban Station
- William H. Gray III 30th St Station

CHESTNUT HILL WEST LINE

To/From Center City Philadelphia

SERVICE LEVELS (FREQUENCY IN MINUTES)

WEEKDAYS

AM PEAK	30
BASE	60
PM PEAK	30
EARLY EVENING	60
LATE NIGHT	60
OWL	--
TOTAL TRIPS	37

SATURDAYS

AM	120
BASE	120
PM	120
EARLY EVENING	120
LATE NIGHT	120
OWL	--
TOTAL TRIPS	16

SUNDAYS

AM	120
BASE	120
PM	120
EARLY EVENING	120
LATE NIGHT	120
OWL	--
TOTAL TRIPS	16

SERVICE SPAN

5:51A - 10:37P

7:38A - 10:01P

7:38A - 10:01P

OPERATING STATISTICS

ONE WAY ROUTE MILES (AVG.)	14.7	<u>RANK</u>
DAILY AVERAGE (WK) RIDERSHIP	1,752	11TH
VEHICLE HOURS (ANNUAL)	34,595	
VEHICLE MILES (ANNUAL)	568,136	
PEAK VEHICLES	9	
FULLY ALLOCATED EXPENSES	\$11,703,316	
PASSENGER REVENUE	\$1,955,915	
OPERATING RATIO	17%	6TH
ON TIME % (SEASON)	94%	

CHARACTERISTICS

MODE	REGIONAL RAIL
DIVISION	RRD
OPERATING DISTRICT(S)	POWELTON & ROBERTS YARDS, SUBURBAN STATION
COUNTY(S) SERVED	PHILADELPHIA
VEHICLE SIZE	85' (OPERATED IN TRAINS 2 - 5 CARS)

- Chestnut Hill West
- Highland
- St Martins
- Richard Allen Lane
- Carpenter
- Upsal
- Tulpehocken
- Cheltenham Avenue
- Queen Lane
- North Philadelphia
- William H. Gray III 30th St Station
- Suburban Station
- Jefferson Station
- Temple University

CYNWYD LINE

To/From Center City Philadelphia

SERVICE LEVELS (FREQUENCY IN MINUTES)

WEEKDAYS

AM PEAK	90
BASE	1 TRIP
PM PEAK	90
EARLY EVENING	--
LATE NIGHT	--
OWL	--
TOTAL TRIPS	12

SATURDAYS

AM	--
BASE	--
PM	--
EARLY EVENING	--
LATE NIGHT	--
OWL	--
TOTAL TRIPS	--

SUNDAYS

AM	--
BASE	--
PM	--
EARLY EVENING	--
LATE NIGHT	--
OWL	--
TOTAL TRIPS	--

SERVICE
SPAN

6:00A - 6:18P

0:00A - 0:00A

0:00A - 0:00A

OPERATING STATISTICS

ONE WAY ROUTE MILES (AVG.)	6.1	<u>RANK</u>
DAILY AVERAGE (WK) RIDERSHIP	98	13TH
VEHICLE HOURS (ANNUAL)	1,034	
VEHICLE MILES (ANNUAL)	15,993	
PEAK VEHICLES	1	
FULLY ALLOCATED EXPENSES	\$853,530	
PASSENGER REVENUE	\$85,800	
OPERATING RATIO	10%	12TH
ON TIME % (SEASON)	96%	

CHARACTERISTICS

MODE
DIVISION

OPERATING DISTRICT(S)
COUNTY(S) SERVED
VEHICLE SIZE

REGIONAL RAIL
RRD

POWELTON YARD AND SUBURBAN STATION
MONTGOMERY, PHILADELPHIA
85' (OPERATED AS SINGLE-CAR TRAINS)

- Cynwyd
- Bala
- Wynnefield Avenue
- William H. Gray III 30th St Station
- Suburban Station

FOX CHASE LINE

To/From Center City Philadelphia

SERVICE LEVELS (FREQUENCY IN MINUTES)

WEEKDAYS

AM PEAK	30
BASE	60
PM PEAK	30
EARLY EVENING	60
LATE NIGHT	60
OWL	--
TOTAL TRIPS	39

SATURDAYS

AM	120
BASE	120
PM	120
EARLY EVENING	120
LATE NIGHT	120
OWL	--
TOTAL TRIPS	17

SUNDAYS

AM	120
BASE	120
PM	120
EARLY EVENING	120
LATE NIGHT	120
OWL	--
TOTAL TRIPS	17

SERVICE
SPAN

5:33A - 12:01P

6:10A - 10:56P

6:10A - 10:56P

OPERATING STATISTICS

ONE WAY ROUTE MILES (AVG.)	12.5	<u>RANK</u>
DAILY AVERAGE (WK) RIDERSHIP	2,001	10TH
VEHICLE HOURS (ANNUAL)	29,905	
VEHICLE MILES (ANNUAL)	488,923	
PEAK VEHICLES	9	
FULLY ALLOCATED EXPENSES	\$10,435,179	
PASSENGER REVENUE	\$1,921,986	
OPERATING RATIO	18%	3RD
ON TIME % (SEASON)	91%	

CHARACTERISTICS

MODE	REGIONAL RAIL
DIVISION	RRD
OPERATING DISTRICT(S)	POWELTON & ROBERTS YARDS, SUBURBAN STATION
COUNTY(S) SERVED	PHILADELPHIA, MONTGOMERY
VEHICLE SIZE	85' (OPERATED IN TRAINS 2 - 5 CARS)

- Fox Chase
- Ryers
- Cheltenham
- Lawndale
- Olney
- Wayne Junction
- Temple University
- Jefferson Station
- Suburban Station
- William H. Gray III 30th St Station

LANSDALE/ DOYLESTOWN LINE

To/From Center City Philadelphia

SERVICE LEVELS (FREQUENCY IN MINUTES)

WEEKDAYS

AM PEAK	30
BASE	60
PM PEAK	30
EARLY EVENING	60
LATE NIGHT	90
OWL	--
TOTAL TRIPS	48

SATURDAYS

AM	60
BASE	120
PM	60
EARLY EVENING	60
LATE NIGHT	120
OWL	--
TOTAL TRIPS	27

SUNDAYS

AM	60
BASE	120
PM	60
EARLY EVENING	60
LATE NIGHT	120
OWL	--
TOTAL TRIPS	27

SERVICE SPAN 5:07A - 12:57A

5:28A - 12:59A

5:28A - 12:59A

OPERATING STATISTICS

ONE WAY ROUTE MILES (AVG.)	35.8	<u>RANK</u>
DAILY AVERAGE (WK) RIDERSHIP	6,884	2ND
VEHICLE HOURS (ANNUAL)	115,754	
VEHICLE MILES (ANNUAL)	2,114,990	
PEAK VEHICLES	36	
FULLY ALLOCATED EXPENSES	\$43,226,345	
PASSENGER REVENUE	\$10,154,284	
OPERATING RATIO	23%	1ST
ON TIME % (SEASON)	88%	

CHARACTERISTICS

MODE	REGIONAL RAIL
DIVISION	RRD
OPERATING DISTRICT(S)	POWELTON & ROBERTS YARDS, SUBURBAN STATION
COUNTY(S) SERVED	BUCKS, MONTGOMERY, PHILADELPHIA
VEHICLE SIZE	85' (OPERATED IN TRAINS 2 - 6 CARS)

- Doylestown
- Delaware Valley College
- New Britain
- Chalfont
- Link Belt
- Colmar
- Fortuna
- 9th Street
- Lansdale
- Pennbrook
- North Wales
- Gwynedd Valley
- Penllyn
- Ambler
- Fort Washington
- Oreland
- North Hills
- Glenside
- Jenkintown-Wyncote
- Elkins Park
- Melrose Park
- Fern Rock Transportation Center
- Wayne Junction
- North Broad
- Temple University
- Jefferson Station
- Suburban Station
- William H. Gray III 30th St Station

MANAYUNK/ NORRISTOWN LINE

To/From Center City Philadelphia

SERVICE LEVELS (FREQUENCY IN MINUTES)

<u>WEEKDAYS</u>		<u>SATURDAYS</u>		<u>SUNDAYS</u>	
AM PEAK	30	AM	60	AM	60
BASE	60	BASE	120	BASE	120
PM PEAK	30	PM	60	PM	60
EARLY EVENING	60	EARLY EVENING	60	EARLY EVENING	60
LATE NIGHT	60	LATE NIGHT	120	LATE NIGHT	120
OWL	--	OWL	--	OWL	--
TOTAL TRIPS	44	TOTAL TRIPS	26	TOTAL TRIPS	26
SERVICE SPAN	5:24A - 12:04P	5:37A - 10:58P		5:37A - 10:58P	

OPERATING STATISTICS

		<u>RANK</u>
ONE WAY ROUTE MILES (AVG.)	19.5	
DAILY AVERAGE (WK) RIDERSHIP	3,074	9TH
VEHICLE HOURS (ANNUAL)	40,820	
VEHICLE MILES (ANNUAL)	1,030,831	
PEAK VEHICLES	20	
FULLY ALLOCATED EXPENSES	\$19,918,432	
PASSENGER REVENUE	\$3,964,264	
OPERATING RATIO	20%	2ND
ON TIME % (SEASON)	88%	

CHARACTERISTICS

MODE	REGIONAL RAIL
DIVISION	RRD
OPERATING DISTRICT(S)	POWELTON YARD & SUBURBAN STATION
COUNTY(S) SERVED	MONTGOMERY, PHILADELPHIA
VEHICLE SIZE	85' (OPERATED IN TRAINS 2 - 6 CARS)

- Norristown, Elm Street
- Main Street
- Norristown Transportation Center
- Conshohocken
- Spring Mill
- Miquon
- Ivy Ridge
- Manayunk
- Wissahickon
- East Falls
- Allegheny
- North Broad
- Temple University
- Jefferson Station
- Suburban Station
- William H. Gray III 30th St Station

MEDIA/ WAWA LINE

To/From Center City Philadelphia

**SERVICE EXTENDED
ELWYN TO WAWA
AUGUST 2022**

SERVICE LEVELS (FREQUENCY IN MINUTES)

<u>WEEKDAYS</u>		<u>SATURDAYS</u>		<u>SUNDAYS</u>	
AM PEAK	30	AM	120	AM	120
BASE	60	BASE	120	BASE	120
PM PEAK	30	PM	120	PM	120
EARLY EVENING	60	EARLY EVENING	120	EARLY EVENING	120
LATE NIGHT	60	LATE NIGHT	120	LATE NIGHT	120
OWL	--	OWL	--	OWL	--
TOTAL TRIPS	52	TOTAL TRIPS	24	TOTAL TRIPS	24
SERVICE SPAN	4:43A - 12:43A	6:10A - 11:38P		6:10A - 11:38P	

OPERATING STATISTICS

		<u>RANK</u>
ONE WAY ROUTE MILES (AVG.)	19.5	
DAILY AVERAGE (WK) RIDERSHIP	3,244	8TH
VEHICLE HOURS (ANNUAL)	48,492	
VEHICLE MILES (ANNUAL)	789,816	
PEAK VEHICLES	26	
FULLY ALLOCATED EXPENSES	\$24,339,348	
PASSENGER REVENUE	\$3,729,812	
OPERATING RATIO	15%	9TH
ON TIME % (SEASON)	91%	

CHARACTERISTICS

MODE	REGIONAL RAIL
DIVISION	RRD
OPERATING DISTRICT(S)	POWELTON & ROBERTS YARDS, SUBURBAN STATION
COUNTY(S) SERVED	DELAWARE, PHILADELPHIA
VEHICLE SIZE	85' (OPERATED IN TRAINS 2 - 6 CARS)

- Elwyn
- Media
- Moylan-Rose Valley
- Wallingford
- Swarthmore
- Morton
- Secane
- Primos
- Clifton-Aldan
- Gladstone
- Lansdowne
- Fernwood-Yeadon
- Angora
- 49th Street
- Penn Medicine
- William H. Gray III 30th St Station
- Suburban Station
- Jefferson Station
- Temple University

PAOLI/ THORNDALE LINE

To/From Center City Philadelphia

SERVICE LEVELS (FREQUENCY IN MINUTES)

<u>WEEKDAYS</u>		<u>SATURDAYS</u>		<u>SUNDAYS</u>	
AM PEAK	30 TO 45	AM	60	AM	60
BASE	60	BASE	60	BASE	60
PM PEAK	30 TO 45	PM	60	PM	60
EARLY EVENING	60	EARLY EVENING	60	EARLY EVENING	60
LATE NIGHT	60	LATE NIGHT	120	LATE NIGHT	120
OWL	--	OWL	--	OWL	--
TOTAL TRIPS	60	TOTAL TRIPS	29	TOTAL TRIPS	29
SERVICE SPAN	4:45A - 12:57A	5:51A - 11:52P		5:51A - 11:52P	

OPERATING STATISTICS

		<u>RANK</u>
ONE WAY ROUTE MILES (AVG.)	37.9	
DAILY AVERAGE (WK) RIDERSHIP	7,187	1ST
VEHICLE HOURS (ANNUAL)	122,260	
VEHICLE MILES (ANNUAL)	2,320,090	
PEAK VEHICLES	54	
FULLY ALLOCATED EXPENSES	\$63,010,140	
PASSENGER REVENUE	\$10,295,788	
OPERATING RATIO	16%	7TH
ON TIME % (SEASON)	86%	

CHARACTERISTICS

MODE	REGIONAL RAIL
DIVISION	RRD
OPERATING DISTRICT(S)	POWELTON & ROBERTS YARDS, SUBURBAN STATION
COUNTY(S) SERVED	CHESTER, DELAWARE, MONTGOMERY, PHILADELPHIA
VEHICLE SIZE	85' (OPERATED IN TRAINS 2 - 6 CARS)

- Thorndale
- Downingtown
- Whitford
- Exton
- Malvern
- Paoli
- Daylesford
- Berwyn
- Devon
- Strafford
- Wayne
- St. Davids
- Radnor
- Villanova
- Rosemont
- Bryn Mawr
- Haverford
- Ardmore
- Wynnewood
- Narberth
- Merion
- Overbrook
- William H. Gray III 30th St Station
- Suburban Station
- Jefferson Station
- Temple University

TRENTON LINE

To/From Center City Philadelphia

SERVICE LEVELS (FREQUENCY IN MINUTES)

<u>WEEKDAYS</u>		<u>SATURDAYS</u>		<u>SUNDAYS</u>	
AM PEAK	30	AM	60	AM	60
BASE	60	BASE	120	BASE	120
PM PEAK	30	PM	60	PM	60
EARLY EVENING	60	EARLY EVENING	120	EARLY EVENING	120
LATE NIGHT	60	LATE NIGHT	120	LATE NIGHT	120
OWL	--	OWL	--	OWL	--
TOTAL TRIPS	48	TOTAL TRIPS	26	TOTAL TRIPS	26
SERVICE SPAN	3:50A - 1:05A	5:27A - 12:13P		5:27A - 12:13P	

OPERATING STATISTICS

		<u>RANK</u>
ONE WAY ROUTE MILES (AVG.)	36.4	
DAILY AVERAGE (WK) RIDERSHIP	4,507	3RD
VEHICLE HOURS (ANNUAL)	87,005	
VEHICLE MILES (ANNUAL)	2,124,574	
PEAK VEHICLES	27	
FULLY ALLOCATED EXPENSES	\$41,399,144	
PASSENGER REVENUE	\$7,588,199	
OPERATING RATIO	18%	4TH
ON TIME % (SEASON)	84%	

CHARACTERISTICS

MODE	REGIONAL RAIL
DIVISION	RRD
OPERATING DISTRICT(S)	POWELTON YARD & SUBURBAN STATION
COUNTY(S) SERVED	BUCKS, PHILADELPHIA, MERCER
VEHICLE SIZE	85' (OPERATED IN TRAINS 2 - 6 CARS)

- Trenton Transit Center
- Levittown
- Bristol
- Croydon
- Eddington
- Cornwells Heights
- Torresdale
- Holmesburg Junction
- Tacony
- Bridesburg
- North Philadelphia
- William H. Gray III 30th St Station
- Suburban Station
- Jefferson Station
- Temple University

WARMINSTER LINE

To/From Center City Philadelphia

SERVICE LEVELS (FREQUENCY IN MINUTES)

WEEKDAYS	GLE	WAR	SATURDAYS	GLE	WAR	SUNDAYS	GLE	WAR
AM PEAK	30	60	AM	60	120	AM	60	120
BASE	--	60	BASE	60	120	BASE	60	120
PM PEAK	30	60	PM	60	120	PM	60	120
EARLY EVENING	--	60	EARLY EVENING	60	120	EARLY EVENING	60	120
LATE NIGHT	--	60	LATE NIGHT	90	--	LATE NIGHT	90	--
OWL	--	--	OWL	--	--	OWL	--	--
TOTAL TRIPS		57*	TOTAL TRIPS		38*	TOTAL TRIPS		38*

* INCLUDES 15 SHORT-TURN TRIPS

SERVICE
SPAN

4:03A - 12:00A

*INCLUDES 17 SHORT-TURN TRIPS

4:54A - 12:52A

*INCLUDES 17 SHORT-TURN TRIPS

4:54A - 12:52A

OPERATING STATISTICS

		<u>RANK</u>
ONE WAY ROUTE MILES (AVG.)	22.3	
DAILY AVERAGE (WK) RIDERSHIP	3,657	5TH
VEHICLE HOURS (ANNUAL)	57,724	
VEHICLE MILES (ANNUAL)	1,115,612	
PEAK VEHICLES	16	
FULLY ALLOCATED EXPENSES	\$20,849,532	
PASSENGER REVENUE	\$3,703,843	
OPERATING RATIO	18%	5TH
ON TIME % (SEASON)	92%	

CHARACTERISTICS

MODE	REGIONAL RAIL
DIVISION	RRD
OPERATING DISTRICT(S)	POWELTON YARD, SUBURBAN STATION
COUNTY(S) SERVED	BUCKS, PHILADELPHIA, MONTGOMERY
VEHICLE SIZE	85' (OPERATED IN TRAINS 2 - 6 CARS)

- Warminster
- Hatboro
- Willow Grove
- Crestmont
- Roslyn
- Ardsley
- Glenside
- Jenkintown-Wyncote
- Elkins Park
- Melrose Park
- Fern Rock Transportation Center
- Wayne Junction
- Temple University
- Jefferson Station
- Suburban Station
- William H. Gray III 30th St Station
- Penn Medicine

WEST TRENTON LINE

To/From Center City Philadelphia

SERVICE LEVELS (FREQUENCY IN MINUTES)

<u>WEEKDAYS</u>		<u>SATURDAYS</u>		<u>SUNDAYS</u>	
AM PEAK	25 TO 35	AM	120	AM	120
BASE	60	BASE	120	BASE	120
PM PEAK	25 TO 35	PM	120	PM	120
EARLY EVENING	60	EARLY EVENING	120	EARLY EVENING	120
LATE NIGHT	120	LATE NIGHT	120	LATE NIGHT	120
OWL	--	OWL	--	OWL	--
TOTAL TRIPS	42	TOTAL TRIPS	18	TOTAL TRIPS	18
SERVICE SPAN	5:12A - 12:59A	5:19A - 12:07A		5:19A - 12:07A	

OPERATING STATISTICS

		<u>RANK</u>
ONE WAY ROUTE MILES (AVG.)	34.7	
DAILY AVERAGE (WK) RIDERSHIP	3,613	6TH
VEHICLE HOURS (ANNUAL)	80,927	
VEHICLE MILES (ANNUAL)	1,819,677	
PEAK VEHICLES	29	
FULLY ALLOCATED EXPENSES	\$35,902,444	
PASSENGER REVENUE	\$5,780,496	
OPERATING RATIO	16%	8TH
ON TIME % (SEASON)	76%	

CHARACTERISTICS

MODE	REGIONAL RAIL
DIVISION	RRD
OPERATING DISTRICT(S)	POWELTON & ROBERTS YARDS, SUBURBAN STATION
COUNTY(S) SERVED	BUCKS, MONTGOMERY, MERCER, PHILADELPHIA
VEHICLE SIZE	85' (OPERATED IN TRAINS 2 - 6 CARS)

- West Trenton
- Yardley
- Woodbourne
- Langhorne
- Neshaminy Falls
- Trevoise
- Somerton
- Forest Hills
- Philmont
- Bethayres
- Meadowbrook
- Rydal
- Noble
- Jenkintown-Wyncote
- Elkins Park
- Melrose Park
- Fern Rock Transportation Center
- Wayne Junction
- Temple University
- Jefferson Station
- Suburban Station
- William H. Gray III 30th St Station
- Penn Medicine

WILMINGTON/ NEWARK LINE

To/From Center City Philadelphia

SERVICE LEVELS (FREQUENCY IN MINUTES)

<u>WEEKDAYS</u>		<u>SATURDAYS</u>		<u>SUNDAYS</u>	
AM PEAK	45 TO 60	AM	60	AM	60
BASE	120	BASE	60	BASE	60
PM PEAK	45 TO 60	PM	60	PM	60
EARLY EVENING	60	EARLY EVENING	60	EARLY EVENING	60
LATE NIGHT	120	LATE NIGHT	60	LATE NIGHT	60
OWL	--	OWL	--	OWL	--
TOTAL TRIPS	36*	TOTAL TRIPS	17*	TOTAL TRIPS	17*

* INCLUDES 15 NEWARK AND 17 WILMINGTON TRIPS INTO DELAWARE. ALL WEEKEND TRIPS TO WILMINGTON

SERVICE SPAN	4:00A - 11:32P	6:12A - 11:32P	6:16A - 11:32P
--------------	----------------	----------------	----------------

OPERATING STATISTICS

		<u>RANK</u>
ONE WAY ROUTE MILES (AVG.)	41.1	
DAILY AVERAGE (WK) RIDERSHIP	3,420	7TH
VEHICLE HOURS (ANNUAL)	81,872	
VEHICLE MILES (ANNUAL)	1,628,480	
PEAK VEHICLES	26	
FULLY ALLOCATED EXPENSES	\$35,584,118*	
PASSENGER REVENUE	\$3,785,154	
OPERATING RATIO	11%	11TH
ON TIME % (SEASON)	84%	

*INCLUDES \$2,482,926 DTC SUBSIDY

CHARACTERISTICS

MODE	REGIONAL RAIL
DIVISION	RRD
OPERATING DISTRICT(S)	POWELTON & ROBERTS YARDS, SUBURBAN STATION
COUNTY(S) SERVED	DELAWARE, NEW CASTLE, PHILADELPHIA
VEHICLE SIZE	85' (OPERATED IN TRAINS 2 - 6 CARS)

- Newark
- Churchman's Crossing
- Wilmington
- Claymont
- Marcus Hook
- Highland Avenue
- Chester Transportation Center
- Eddystone
- Crum Lynne
- Ridley Park
- Prospect Park
- Glenolden
- Folcroft
- Sharon Hill
- Curtis Park
- Darby
- Penn Medicine
- William H. Gray III 30th St Station
- Suburban Station
- Jefferson Station
- Temple University

