

Arcos Dorados Holdings Inc.





Who we are

Our three-pillar strategy

The three Ds

Financial performance



Undisputed QSR Leader

Disciplined execution of strategic plan

#1 QSR in Latin America and largest independent franchisee in the McDonald's system

Around

4%

of McDonald's systemwide sales





Disciplined execution of strategic plan

Reinforcing
**leadership
position**

Operating
**more
efficiently**

Maintaining
**strong
financial
position**

Over 50 Years in Latin America

A global brand with an
aspirational Latin flavor





Strong relationship with McDonald's Corp.

Our restaurants are a preferred destination for guests and their families

The McDonald's system worldwide is built on the strength of its people, its suppliers and its franchisees

Consistently made investments to offer the best food, the most modern environment and unsurpassed hospitality

Our success is the result of a sound strategy with multiple elements implemented consistently over time

Recipe for the Future ESG Platform

Industry's only audited Social Impact and Sustainable Development Report

www.recetadelfuturo.com



Values and business practices that strengthen our appeal as consumers choose brands they trust and feel good about



Recipe for the Future

1. Youth Employment
2. Sustainable Sourcing
3. Packaging & Recycling
4. Climate Change
5. Commitment to Families
6. Diversity & Inclusion

Reducing employment barriers for 2.0 million young people by 2025

Certified sustainable sourcing of beef, fish, eggs, coffee, etc.

100% fiber-based customer packaging and 40% reduction of single-use plastics



Menu and nutritional enhancements

Greenhouse Gas emission reduction targets for our operation and supply chain

Diversity & Inclusion across gender, race, sexuality & generations



Unmatched, Sustainable Omnichannel Approach

Focusing on topline growth, while maintaining margin expansion



2018 Built in significant **operating leverage**

2019 Focused on **top line growth**

2020 Leveraged the Three D's of **Drive-thru, Delivery and Digital**



Largest, most comprehensive **omnichannel guest experience** contributing significantly to growth



Dominant **footprint, reach and scale** providing a substantial competitive advantage



EOTF investment paying off. Accelerating roll-out, reached 10 markets by the end of 2020



Agile capital allocation strategy allowing us to adjust, as needed, and focus our investments on areas with the **highest growth potential**

Strong improvements in **Brand Reputation** across the region



MERCO CORPORATE REPUTATION ARGENTINA

Moved up 43 positions amongst the 100 companies with highest trust index (1st in the QSR Industry)

RANKING VISTAZO MAGAZINE IN ECUADOR

Moved up 37 positions in one year amongst the 100 companies with best corporate reputation

PUBLIC MUNICIPALITY RECOGNITIONS IN CHILE

Good Neighbor Awards for Socially Responsible impact on communities

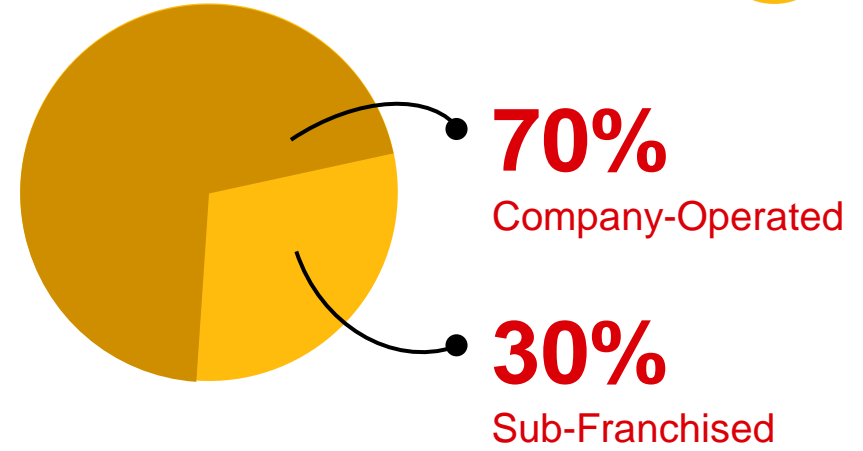
MERCO CORPORATE REPUTATION BRAZIL

Top five improvement in reputation in 2019

GREAT PLACE TO WORK URUGUAY

2nd place, best position ever

Irreplicable Footprint in the Region



2007: **1,593** restaurants
Today¹: **2,242** restaurants

Number of restaurants¹

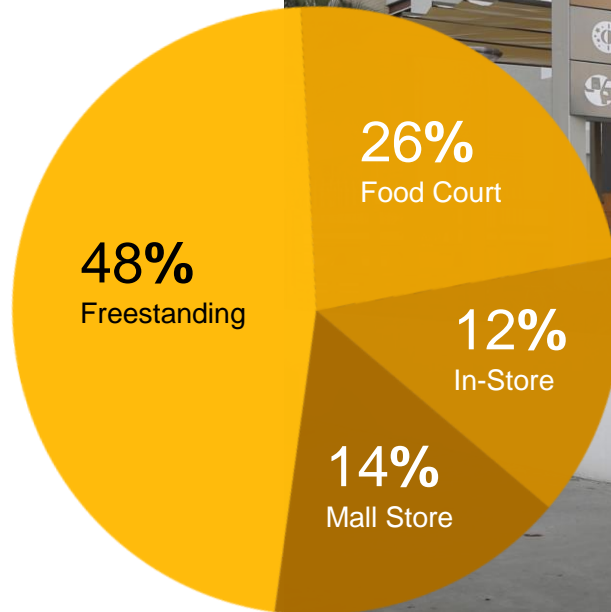
Brazil	1,030	46%
NOLAD	507	23%
SLAD	391	17%
Caribbean	314	14%



¹As of March 31, 2021; does not include McCafé units (241) & Dessert Centers (3,296)

Numerous revenue opportunities from leadership in Freestanding units

- Full McDonald's experience.
- Open 24 hours.
- Iconic & strategic locations difficult to replicate.
- Higher revenues per restaurant, multiple revenue generating opportunities and significantly more branding than the simple point of sale.



Diverse restaurant operations and footprint across the region



Ownership¹

Company Operated Joint Venture Sub Franchised Developmental Licensee TOTAL

	Company Operated	Joint Venture	Sub Franchised	Developmental Licensee	TOTAL
BRAZIL	616		414		1,030
NOLAD	353		146	8	507
SLAD	329	15	47		391
CARIBBEAN	267		47		314
TOTAL	1,565	15	654	8	2,242

Store Type¹

Freestanding Food Court In-Store Mall Store Dessert Centers McCafé

	Freestanding	Food Court	In-Store	Mall Store	Dessert Centers	McCafé
BRAZIL	469	349	93	119	2,009	75
NOLAD	265	135	49	57	576	13
SLAD	124	75	105	86	393	122
CARIBBEAN	216	20	31	47	318	31
TOTAL	1,074	579	278	309	3,296	241

(1) As of March 31, 2021

Our Business Model



Arcos Dorados has the exclusive right to own, operate and sub-franchise McDonald's restaurants in 20 countries in Latin America and the Caribbean

Company Operated Restaurants

- + Revenues from Restaurant Sales
 - Royalty Fee
 - Costs related to running the business
- Operating Results**

OWNED REAL ESTATE

LEASED REAL ESTATE



Sub Franchised Restaurants

- + Revenues from Rental Income
 - Rental Fee (related to real estate)
- Profitability of Sub-franchised Restaurants**

OWNED REAL ESTATE

LEASED REAL ESTATE





Who we are

Our three-pillar strategy

The three Ds

Financial performance



Sharp and Disciplined Execution of Three Pillar Strategy

The essence of the McDonald's brand in Latin America

The most inviting and memorable restaurants with modern service, offering the best and most appealing food, with employees delivering the highest quality of service





Running the Best Restaurants

Investing in the **most appealing** restaurant experiences

733 EOTF
restaurants
as of the end of 2020



EOTF

Most modern,
tech-enabled
restaurant
experience in the
QSR sector

Experience of the Future

Digitalization of our Restaurant Portfolio



1
restaurant

DEC 2016

120
restaurants
with




DEC 2017

329
restaurants
with



DEC 2018

683
restaurants
with



DEC 2019

733
restaurants
with



DEC 2020





Most Relevant Menu



Focusing on **core menu items**, but also adapting to local preferences with the ability to **localize** certain items

Premium items in Signature Line

Affordability platform



Affordability Platform

With continued volatility in some key markets, focused on offering **most appealing & relevant menus**



Marketing Back to Basics



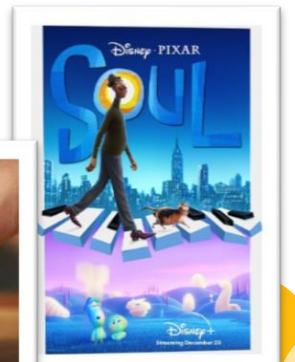
Simplified Menu focused on Core Items



Menu Innovation & Limited Time Offers



Re-Energize Family Business





Enhanced Guest Experience



Cultural transformation centered on people

Taking service beyond the front-counter

Knowing «how to be» and Not just «how to do»

Enhancing customer and employee satisfaction



HAVE A NICE DAY!

GLAD TO SEE YOU HERE

YOU CAN COUNT ON ME!

THANK YOU!



Who we are

Our three-pillar strategy

The three Ds

Financial performance





The three Ds

Driving sustainable growth

Drive-Thru

Delivery

Digital



Drive-Thru



- ✓ 2019 – Pre-Pandemic
 - 22% of company-operated restaurant sales
- ✓ 2020 – Main Sales Driver
 - Sales up almost 40%, in constant currency, accounting for ~38% of sales
- ✓ 2021 – Permanently Higher
 - Expected to contribute ~33% of company-operated restaurant sales, on strong growth



MEDIA



Doubling Down on Drive-Thru



Increase Awareness and Traffic



Digital Capabilities & Loyalty Programs



Fun Guest Experiences



Delivery

17 countries, over
1,500 restaurants and
**partnerships with all
leading food delivery
aggregators**

Driving incremental
sales

Delivering Growth



McDelivery sales in 2020 grew >150% in constant currency and will contribute a higher percentage of total sales moving forward:



Delivery Squad



Optimize 3PO Relationships



Expanded Delivery Options



Delivery-focused Marketing



Multi-Disciplinary Team devoted to making
Operational Improvements and
Generating Efficiencies for the Long-Term



Mobile App

Over 50 million downloads | Supports promotions, food news and other campaigns | Facilitates Delivery orders | Will allow further **Segmentation** through targeted promotions

Winning the Digital Race



ADVANCE

EOTF Kick Off

- Opened first Experience of the Future restaurants (Digital kiosks and Menu Boards, enhanced WiFi, Modern décor)




Digital Marketing Foundation

- Arcos App Launch (Deals & Offers)

2016
2017

Delivery

- Launched McDelivery, partnering with food aggregators



Digital Marketing 1.0

- Coupon-based Segmentation
- Push notification & emails

Agile Methodology

- Set-up of First Agile Squad: **McDelivery**



Strengthen Leadership Position

- “Moon Shot” Objectives
- Increase Sales on Digital Platform
- Expand eCommerce capabilities

2019

EOTF 1.0

- Introduced Table Service
- Expanded to new markets

ADvance

- Added **Digital Marketing** and **eCommerce** squads
- Artificial Intelligence supporting engagement



2021

2018

2020

Capitalizing on 50 Million Downloads...and Counting



New Users

Advertising using artificial intelligence for cost control, creatives A/B Testing and conversion optimization



Target

No McDonald's App

Objective

App Install

Data Capture

Welcome to App benefits, customer profile enrichment and push for first transaction



Pra comemorar a sua chegada
Esse cupom é todo seu! 😊 Que tal
McFritas Grande Fritas por R\$5,50? Clique
aqui.

New App Install

First Conversion &
Data Enrichment

Engagement

Targeted push/emails based on favorite product, deal use frequency and engagement level

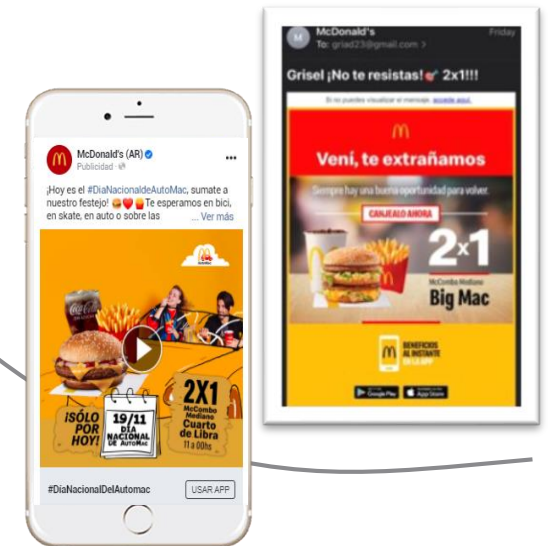


Customer Segments:
Favorite Products

Increase Frequency
& Profitability

Lapsed Users

Exclusive deals via email and segmented advertising for lapsed users and high value guests



Lapsed Users &
High Value Guests

Retention &
Win Back Guests



Who we are

Our three-pillar strategy

The three Ds

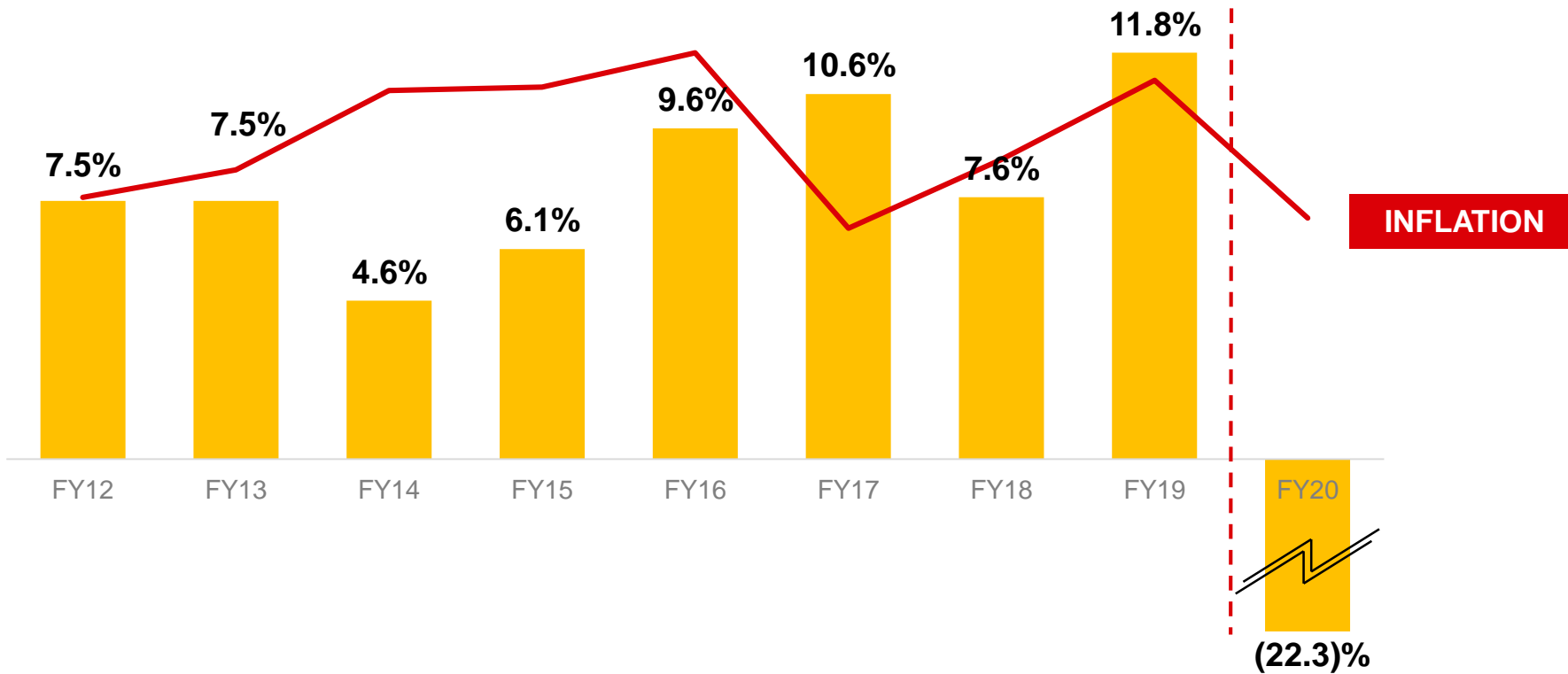
Financial performance





Accelerating top line growth through sharp and disciplined execution of strategic initiatives

Comparable Sales (excluding Venezuela)



Growing near or above blended inflation in recent years

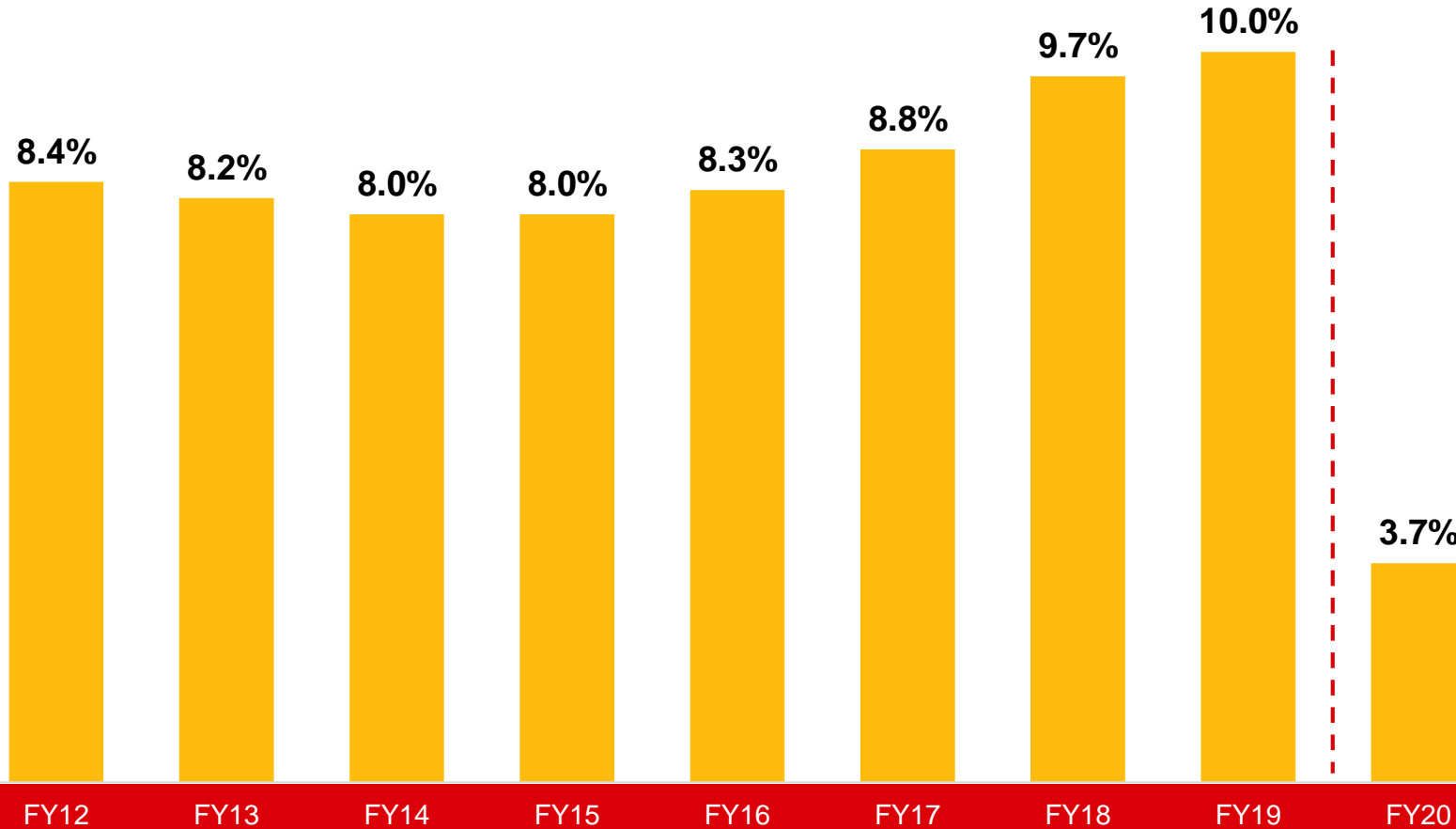
Outperforming the industry in key markets

EOTF, drive-thru, delivery, digital and affordability platform support sustainable growth

COVID-19
Pandemic

Profitability Poised to Rebound and Resume Trend established from 2015-19

Adjusted EBITDA Margin (excluding Venezuela)



COVID-19
Pandemic

Cost Management

Generated highest ever profitability margins in 2019 and positive EBITDA in 2020, despite the pandemic

Flat Gross Margin in 2020

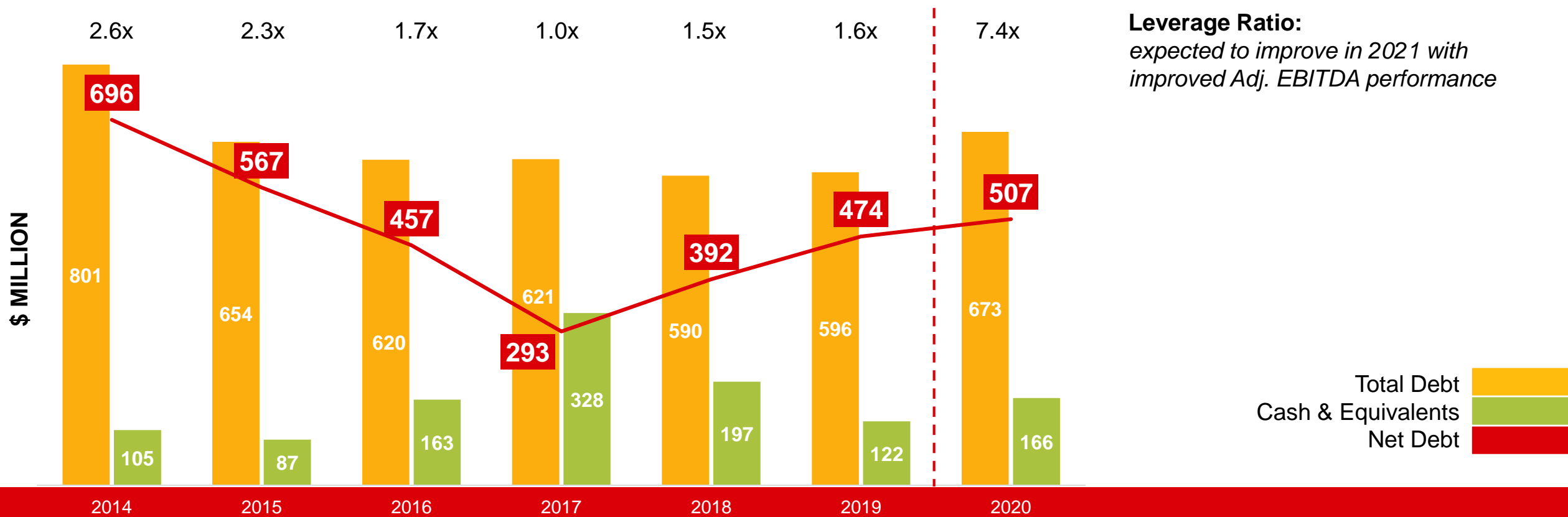
Protein price increases below industry average, leveraging our scale

Rolling hedging policy mitigates currency impacts on imported F&P

Focus on maintaining streamlined G&A

Competitive Advantage

Strong balance sheet to support future growth and navigate short-term uncertainty



**COVID-19
Pandemic**

NOTES:

- 1) Total financial debt includes short-term debt, long-term debt and derivative instruments
- 2) Net Debt = Total financial debt less cash and cash equivalents
- 3) Leverage ratio = Net financial debt / LTM adjusted EBITDA

(* Balance sheet and cash flow as reported, including Venezuela)

ARCO

In the Market



ARCO
LISTED
NYSE



2007 Acquisition of the business

We commenced operations on August 3, 2007, as a result of our purchase of McDonald's operations and real estate in 20 territories in LatAm and the Caribbean

ARCO LISTED NYSE

2011 IPO

In April, ARCO issued 84.507m Class A Shares for \$ 1,436 million.

ARCO's follow on: 44.476m Class A Shares for \$978.5 million

2012 BRL Bond Reopening

In April, we reopened the BRL Bond (yield of 9.5%) and added R\$275 million

2016 BRL Bond Tender Offer

In April, we launched a tender offer for any and all of the outstanding BRL Notes due July 2016. As a result, we redeemed 67.9% of the outstanding principal amount.

2016 BRL Bond Maturity

On July 13, we paid at maturity the remaining outstanding principal amount of the BRL notes with proceeds from a Secured Loan Agreement

2020 2027 Note Reopening

In September, we reopened the 2027 Notes (yield of 5.6%) and added \$150 million

Debt Ratings

FitchRatings
BB, Stable Outlook

Moody's
Ba2, Negative Outlook

2009 USD Bond Issuance

In October, we issued a 10y \$450 million bond at 7.5%

2011 BRL Bond Issuance

In July, we issued a 5y BRL bond, for R\$400 million at 10.25% (\$255.1 million)

2013 Liability Management & USD Bond Issuance

In October, we issued a 10y \$473.8 million bond at 6.625%

2016 USD Bond Tender Offer

In June, we announced the settlement of a cash tender offer for \$80 million of the 6.625% senior notes due 2023

2017 USD Bond Issuance & Tender Offer

In April, we issued a 10y \$265 million bond at 5.875%. Proceeds were used to repay the Secured Loan Agreement and to pay a cash tender offer for \$48.9 million of the outstanding 2023 notes

2020 2023 Note Exchange Offer

In October, holders of the 2023 Notes were offered the opportunity to exchange their holdings for 2027 Notes with \$31 million participating in the exchange

No material short-term debt and proven long-term debt strategy, balancing cost and FX exposure



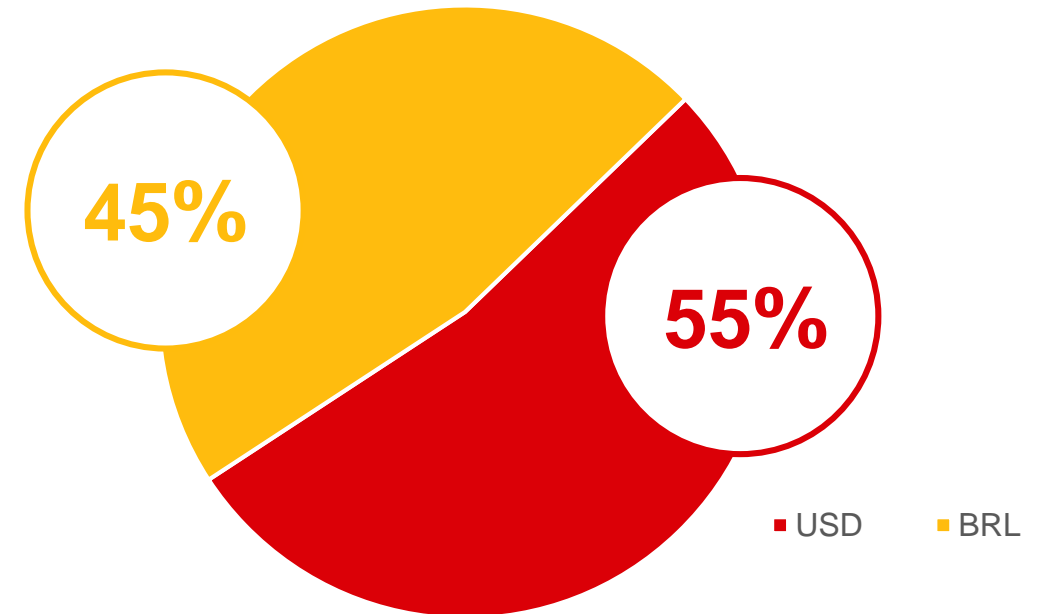
Debt profile

Long-term Debt

2023 Notes	\$216.6 million	6.625% Fixed
2027 Notes	\$553.4 million	5.875% Fixed

AVERAGE MATURITY: 5 YRS

Currency Exposure of Long-Term Debt



- Re-opening of 2027 Notes added \$150 million of additional debt in 2020
- Net Debt grew by less than \$35 million in 2020 due to the appreciation of the derivatives used to mitigate FX risk

2021 Guidance & Recent Developments¹



New Restaurant Openings = 40 to 50

- ~80% Free-Standing
- Flexibility & Adaptability
- ~80% in Brazil



McDonald's to Provide Growth Support

- 2021 Consolidated Effective Royalty Rate ~5.3%
- Aligned Openings & Capex Plans
- MFA Leverage Ratios waived through 2021



Total Capital Expenditures = \$110 to \$130 million

- Restaurants, Dessert Centers & McCafé
- EOTF Modernizations & Required Maintenance
- Digital Capabilities & Other Information Technology



Strong Balance Sheet

- YE 2020 Leverage better-than-expected
- YE 2021 Leverage to approach target range
- Renewed revolving credit facility to Dec. 2021



IR Contact

Daniel Schleiniger

Vice President of Investor Relations

+54 11 4711 2535

daniel.schleiniger@ar.mcd.com



Disclaimer

This presentation contains forward-looking statements that represent our beliefs, projections and predictions about future events or our future performance. Forward-looking statements can be identified by terminology such as “may,” “will,” “would,” “could,” “should,” “expect,” “intend,” “plan,” “anticipate,” “believe,” “estimate,” “predict,” “potential,” “continue” or the negative of these terms or other similar expressions or phrases. These forward-looking statements are necessarily subjective and involve known and unknown risks, uncertainties and other important factors that could cause our actual results, performance or achievements or industry results to differ materially from any future results, performance or achievement described in or implied by such statements.

The forward-looking statements contained herein include statements about the Company’s business prospects, its ability to attract customers, its affordable platform, its expectation for revenue generation and its outlook. These statements are subject to the general risks inherent in Arcos Dorados’ business. These expectations may or may not be realized. Some of these expectations may be based upon assumptions or judgments that prove to be incorrect. In addition, Arcos Dorados’ business and operations involve numerous risks and uncertainties, many of which are beyond the control of Arcos Dorados, which could result in Arcos Dorados’ expectations not being realized or otherwise materially affect the financial condition, results of operations and cash flows of Arcos Dorados. Additional information relating to the uncertainties affecting Arcos Dorados’ business is contained in its filings with the Securities and Exchange Commission. The forward-looking statements are made only as of the date hereof, and Arcos Dorados does not undertake any obligation to (and expressly disclaims any obligation to) update any forward-looking statements to reflect events or circumstances after the date such statements were made, or to reflect the occurrence of unanticipated events.