

Nordea


Nordea Kredit Covered Bonds
Q3 2021 Debt Investor Presentation



Table of contents


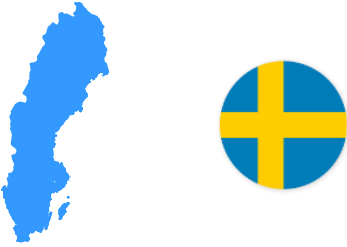

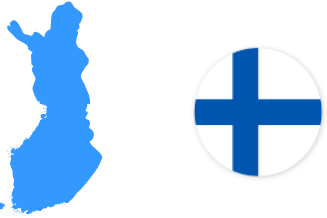
1. Nordea covered bond issuance in brief	3
2. Nordea Kredit in brief	5
3. Cover pool key characteristics	7
4. Asset quality	11
5. Underwriting criteria	14
6. Covered bond framework	16
7. Macro	18
8. Contacts and links	23

1. Nordea covered bond operations



Nordea covered bond operations

Q3 2021

<p><i>Four aligned covered bond issuers with complementary roles</i></p>	<p>Nordea Eiendomskreditt</p> 	<p>Nordea Hypotek</p> 	<p>Nordea Kredit</p> 	<p>Nordea Mortgage Bank</p> 
Legislation	Norwegian	Swedish	Danish	Finnish
Cover pool assets	Norwegian residential mortgages	Swedish residential mortgages primarily	Danish residential & commercial mortgages	Finnish residential mortgages primarily
Cover pool size	EUR 21.0bn (eq.)	EUR 61.9bn (eq.)	Balance principle	EUR 23.5bn
Covered bonds outstanding	EUR 9.1bn (eq.)	EUR 35.6bn (eq.)	EUR 60.3bn (eq.)*	EUR 20.8bn
OC	130%	74%	7.8%*	13%
Issuance currencies	NOK	SEK	DKK, EUR	EUR, GBP
Rating (Moody's / S&P)	Aaa / -	Aaa / -	- / AAA	Aaa / -

- Covered bonds are an integral part of Nordea’s long term funding operations
- Issuance in Scandinavian and international currencies
- ECBC Covered Bond Label on all Nordea covered bond issuance



4 *The figures in Nordea Kredit only include capital centre 2 (CC2). Nordea Kredit no longer reports for CC1 (RO), as this capital centre only accounts for a minor part (<1%) of the outstanding volume of loans and bonds.


2. Nordea Kredit - in brief

Nordea Kredit – in brief

Q3 2021

- 100% owned subsidiary of Nordea Bank Abp - the largest Nordic financial institution
- Operates as a mortgage credit institution with the main purpose of granting mortgage credit loans funded by issuing covered bonds
- Founded in 1993 and supervised by the Danish FSA (DFSA, Finanstilsynet)
- Market share 14.1% of the Danish mortgage credit market
- All covered bonds are rated AAA by Standard & Poor's
- Dedicated liquidity line provided by Nordea Bank Abp to manage daily cash needs and ensure compliance with external and internal requirements regarding liquidity management
- Profit before tax H1 2021: DKK 751 m
- Cost-income ratio H1 2021: 50.6%
- Capital ratio end H1 2021 (of which Tier 1): 29.6% (25.0%)
- More information at nordeakredit.dk

3. Cover pool key characteristics



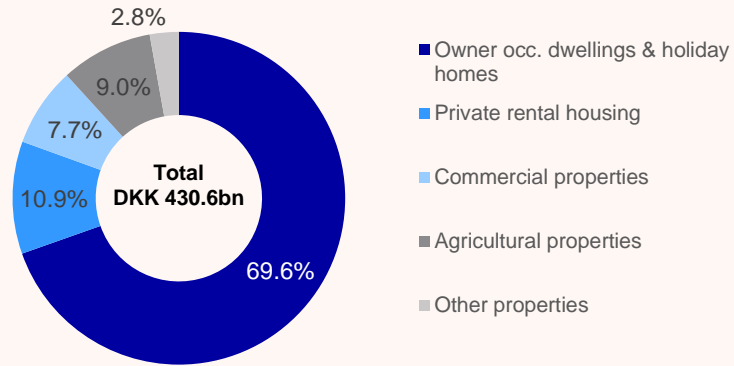
Cover pool key characteristics

Q3 2021

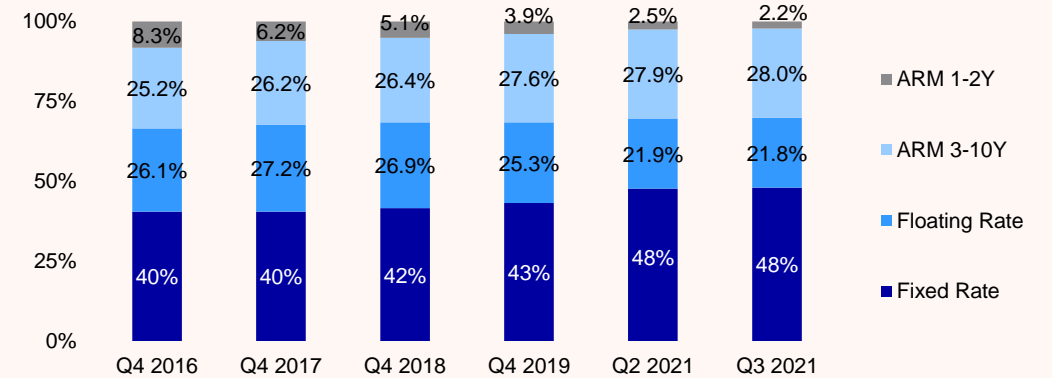
Outstanding covered bonds	EUR 60.3bn
Cover pool content	Mortgage credit loans secured by mainly residential property (total: EUR 65.0bn including substitute assets)
Geographic distribution	Throughout Denmark with concentration in urban areas
Weighted average LTV	53.0%
Average residential loan size	EUR 200,620
Over collateralisation, OC	7.8%
Rate type	Fixed rate 76.4%, Floating rate 23.6%
Amortization	Interest only 50.2%, Amortizing 49.8%
Substitute assets	EUR 6.9bn
Pool type	Static
Loans originated by	Nordea Kredit CC2

Loan portfolio

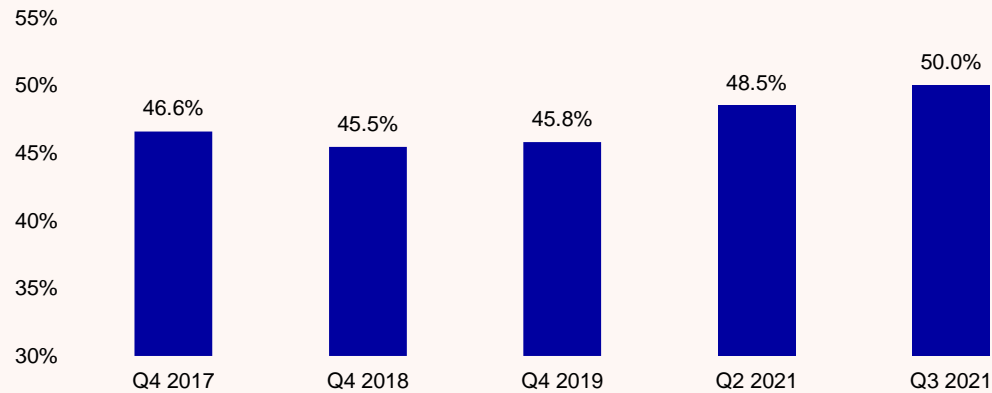
Loan portfolio by property category



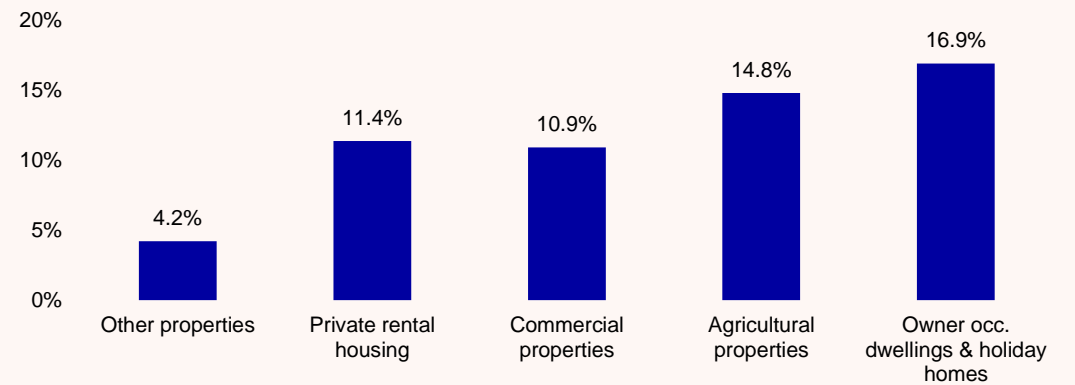
Loan portfolio by loan type



Share of interest-only mortgages



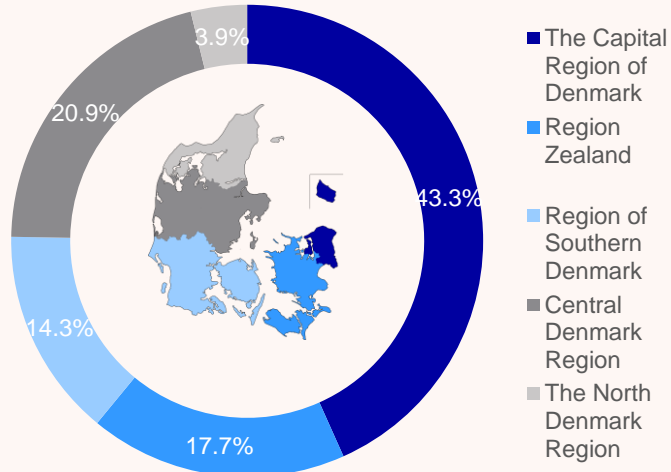
Market share¹ – 14.1% overall



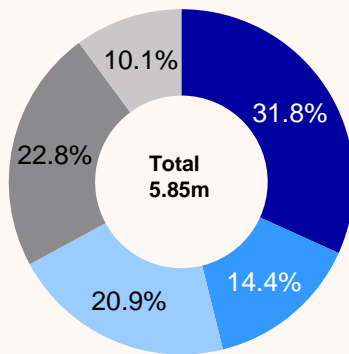
¹) Market share of the Danish mortgage credit market

Loan portfolio by regions – and green bonds

Loan portfolio by regions



Danish population by regions



Green bonds

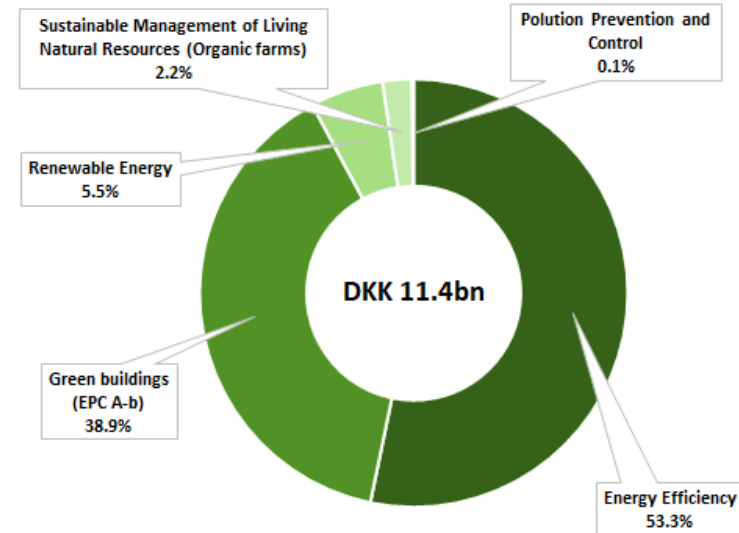
Since November 2019 Nordea Kredit has offered corporate customers green mortgage loans funded by designated green covered mortgage bonds.

Green loans can be granted against a mortgage on climate-friendly properties according to the criteria set out by Nordea Kredit in the Nordea Green Bond Framework.

Total volume of these green covered mortgage bonds amounted to DKK 11.4bn by the end of Q3 2021.


The volume is divided into 2 bonds maturing July 2022 (ISIN DK0002046689) and July 2024 (ISIN DK0002050608) respectively – new issuance takes place in the latter.

Green lending by asset category



Sustainable Choice

4. Asset quality



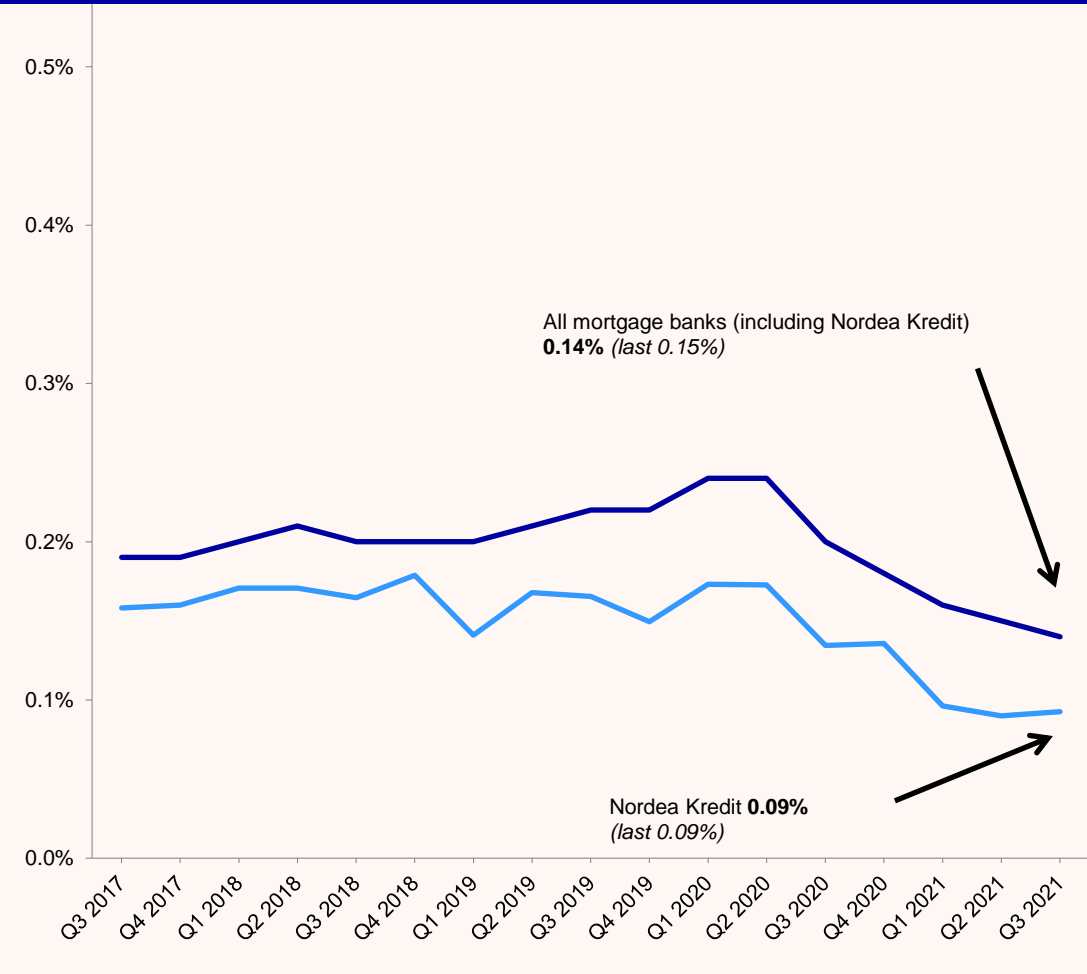
Loan to value (LTV) – loans for residential and commercial properties

Q3 2021

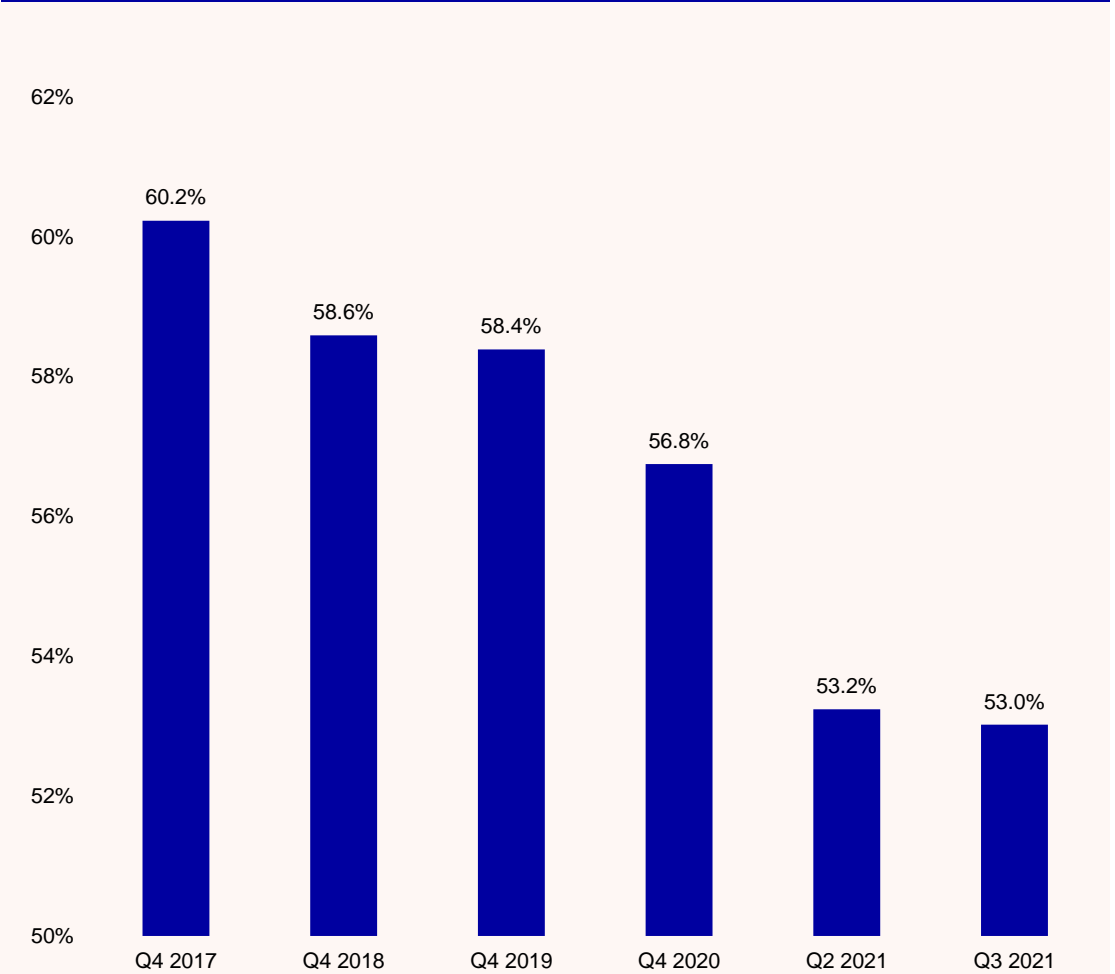
Loan type	Residential loans		Commercial loans	
Weighted average LTV - indexed	56.5%		44.7%	
LTV buckets	Nominal (DKKm)	% Loans	Nominal (DKKm)	% Loans
>0 - <=40 %	247,830	71.8%	62,376	74.5%
>40 - <=50 %	43,495	12.6%	11,117	13.3%
>50 - <=60 %	29,852	8.6%	6,738	8.0%
>60 - <=70 %	16,771	4.9%	2,491	3.0%
>70 - <=80 %	6,051	1.8%	604	0.7%
>80%	1,360	0.5%	428	0.5%
Total	345,359	100.0%	83,754	100.0%

Asset quality

Arrears (owner occupied dwellings and holiday homes) *



Loan to value (LTV) weighted average (all loans)



5. Underwriting criteria

Underwriting criteria

Q3 2021

Private households

- Behavioural score and individual credit assessment are conducted based on income information, e.g. payslips and tax information
- "Before-after loan" household budgets are made and used in the assessment (based on 30 years annuity and fixed interest rate)
 - In case of adjustable or floating interest rates, an additional stress test based on the variable interest rate +1 percentage point is conducted
 - If the LTV (loan to value) is > 60 and LTI (loan to income) is > 4, the customer can only choose:
 - Fixed rate loans and
 - Amortising variable rate, fixed for minimum 5 years
- An individual valuation is made of the pledged property

Corporates, agriculture etc.

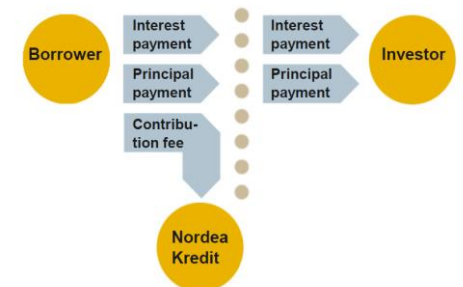
- A financial analysis of the customer is made, including adjustments for current market conditions
- Key ratios and other requirements in Nordea general real estate lending policy are verified
- Rating of the customer according to Nordea's in-house models
- An individual valuation is made of the pledged property
- Yearly repricing based on reassessment

6. Danish covered bond framework

Danish covered bond framework

Q3 2021

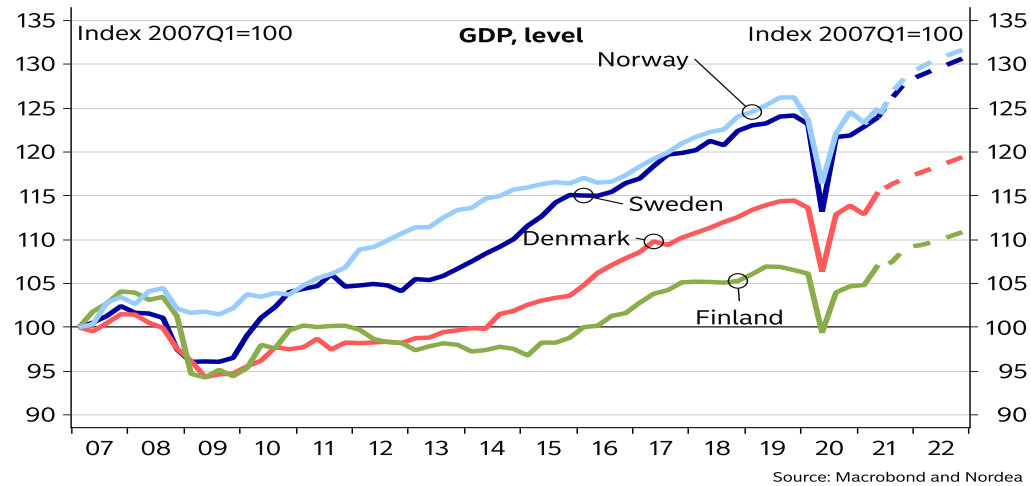
- Legal framework
 - The Financial Business Act
 - The Mortgage-Credit Loans and Mortgage-Credit Bonds, etc. Act with several detailed executive orders
- Registration
 - An issuing institution is required to maintain a static cover pool
 - Mortgage deeds are registered in the Public Land Registry
- Limits on LTV ratios – based on the value of the property at loan origination
 - 80% for housing loans (residential property)
 - 60% for commercial loans (legislative limit 70%)
 - Static cover pools – issuer must provide supplementary capital if LTV-limits are breached
- Matching rules
 - Nordea Kredit complies with the strict balance principle utilising match funding, hence Nordea Kredit only has insignificant interest rate and foreign exchange risk
- Public supervision
 - The DFSA performs supervision and on site inspections on an ongoing basis



7. Macro

Nordic economies – resilient economies back on track

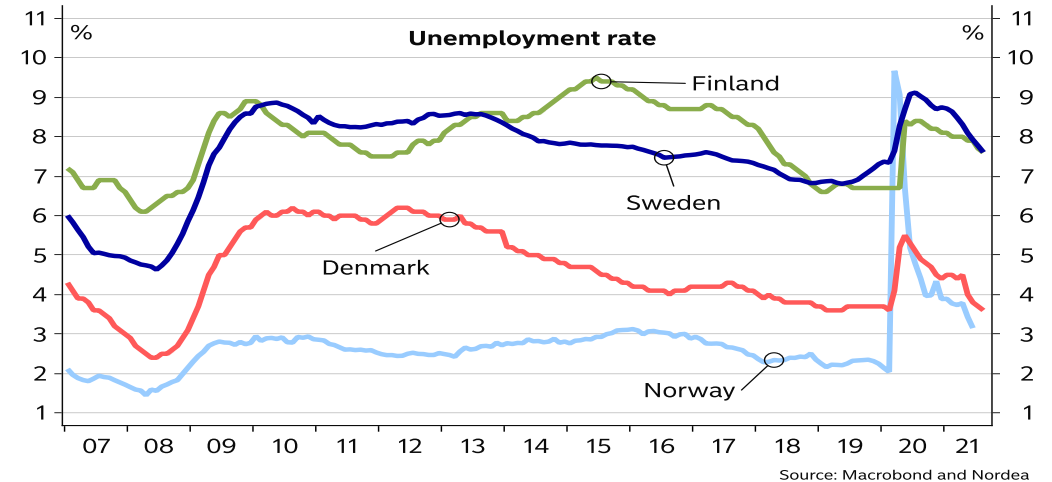
GDP development



Comments

- After the dramatic setback in 2020 due to the COVID-19 pandemic, the Nordic economies have almost fully recovered
- Vaccines have brought long-awaited relief and, to a large extent, a return to normal. Nordic households' relatively strong finances have paved the way for a broad recovery as pent-up demand unwinds when restrictions are lifted
- The labour market has shown resilience, largely due to government subsidies such as short-term furloughs. The hard-hit services sector is rebounding, and GDP is back to pre-crisis levels

Unemployment rate

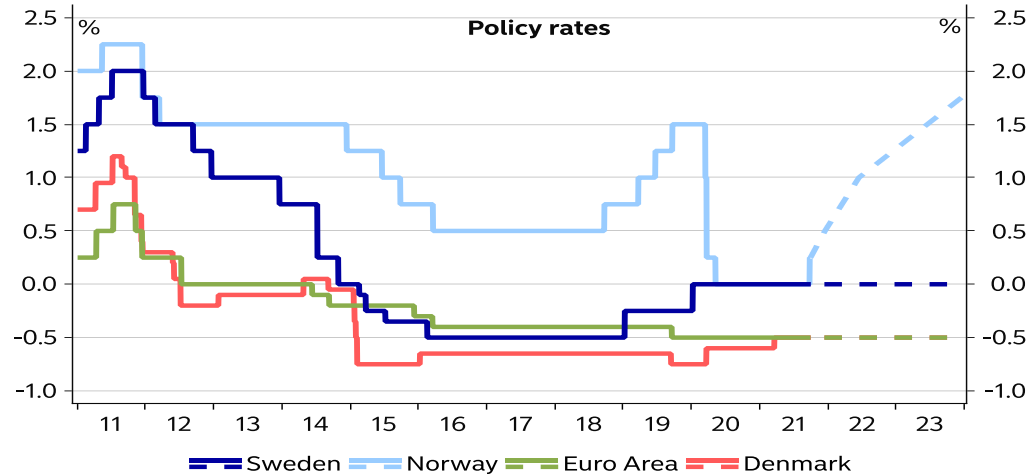


GDP, forecasts from Economic Outlook September 2021

Country	2020	2021E	2022E
Denmark	-2.1	3.3	2.7
Finland	-2.9	3.5	3.0
Norway	-2.5	3.9	3.9
Sweden	-3.0	4.5	3.5

Nordic rates – Nordics well-equipped to handle long-term consequences of COVID-19

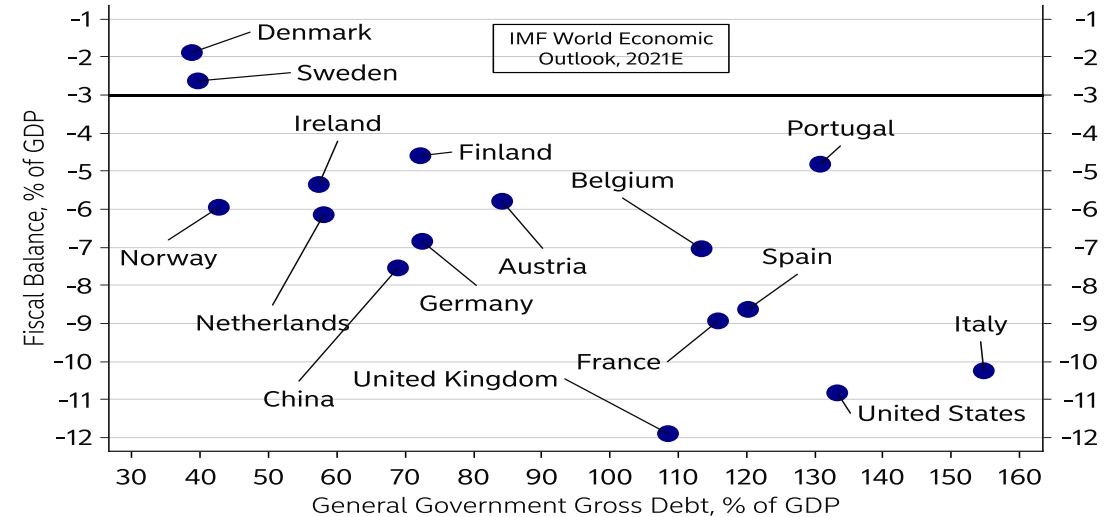
Policy rates



Comments

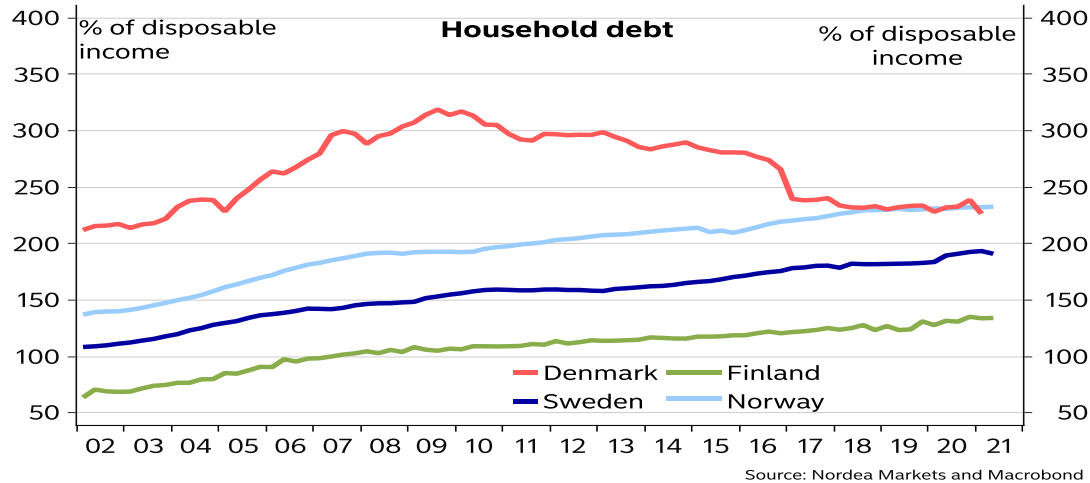
- Norges Bank increased its key rate in September this year, with a second increase likely in December. Policy rates in the euro area, Denmark and Sweden are expected to remain unchanged throughout the forecast period
- Sveriges Riksbank and the ECB launched new large-scale asset purchase programmes (QE) as a response to the COVID-19 crisis. The ECB is expected to purchase financial assets corresponding to 7% of euro area GDP in 2021, while Sveriges Riksbank's purchases amount to an expected 8% of GDP
- Solid public finances prior to the crisis have enabled the Nordic governments to act swiftly during the crisis, and large recovery packages have been announced in 2021 as well. The Nordics are relatively well-equipped to handle the long-term consequences of the pandemic

Public balance and debt, % of GDP, 2021E



Households remain resilient

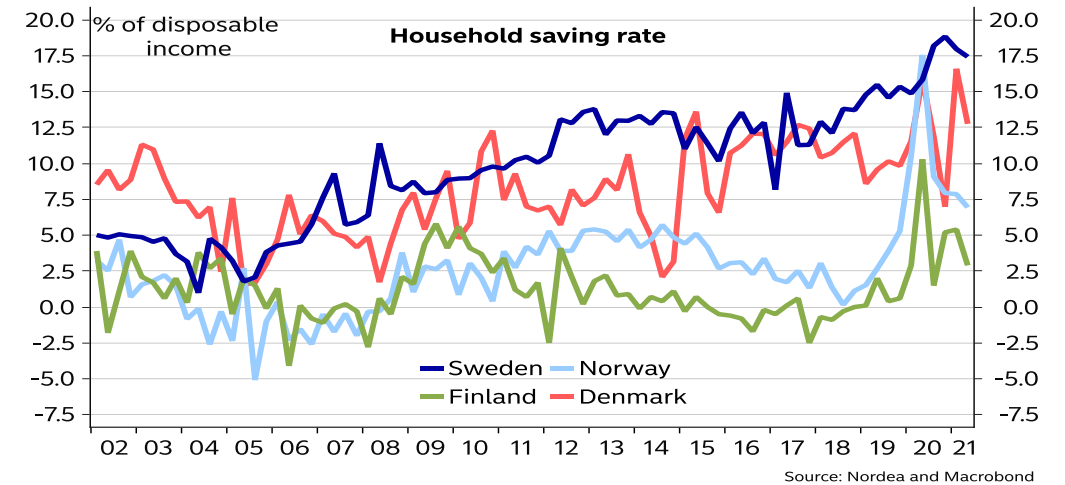
Household debt



Comments

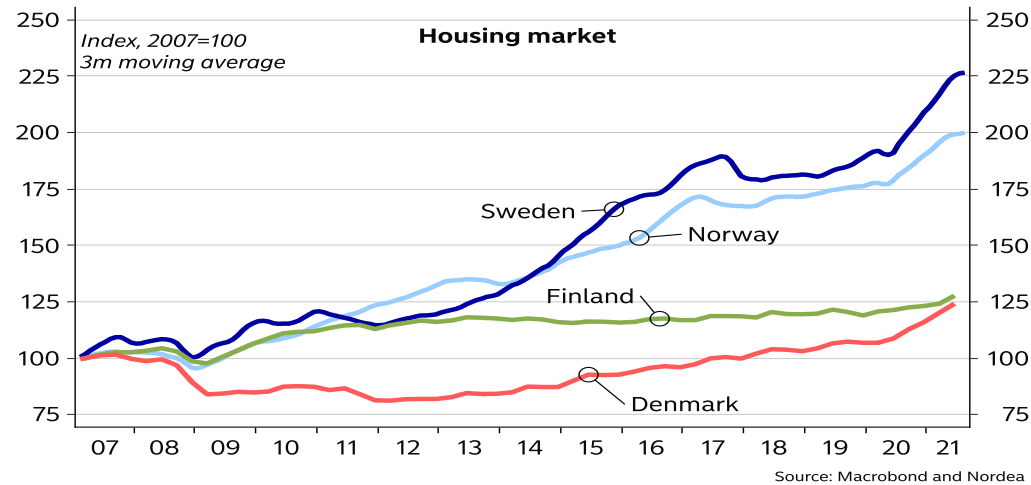
- Household savings have increased dramatically during the crisis, largely due to a decline in spending. Despite high debt levels, Nordic households' strong finances are expected to support economic growth as restrictions are lifted. Low interest rates and economic stimulus continue to support credit growth and the housing market
- Early labour market measures, automatic stabilisers and other measures to stimulate demand have helped to soften the blow to households and businesses. Robust public finances prior to the crisis have increased the credibility of the measures, and harsh fiscal tightening is neither needed in the short term nor expected, which is important for households' income expectations

Household savings

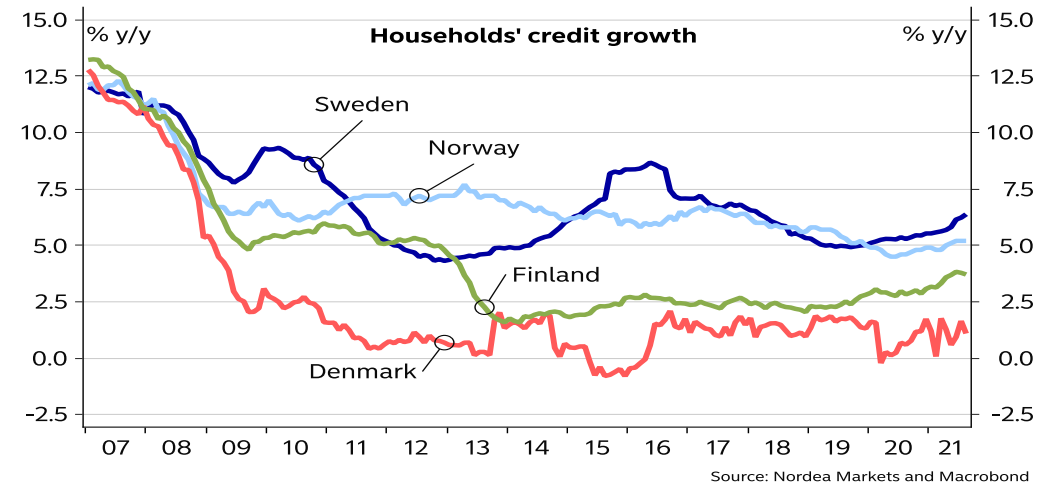


Nordic housing markets heat up

Housing prices



Households' credit growth



Comments

- Contrary to expectations, house prices have increased to record-high levels in all the Nordic countries during the crisis. This is not least because of unprecedented expansionary fiscal and monetary policy in support of households and businesses
- The crisis has had a limited effect on those groups in the labour market which are more active in the housing market, while demand has surged due to preferences shifting towards larger housing and single-family homes. At the same time, people's mobility has been severely restricted, causing a sharp decline in the number of homes on the market, which in turn has contributed to driving prices higher
- However, interest rates are not likely to go lower and, at some point, the expansionary fiscal policies will come to an end. Moreover, as mobility levels increase, the housing supply will increase again. Against this backdrop, the pace of price growth will slow
- If the housing market remains in good shape, the economy will as well, so the benign trend in house prices has helped all the Nordic countries get through the crisis

8. Contacts & Links

Contacts

If you have any questions, please feel free to contact:



Peter Brag

Senior Treasury Manager, Long Term Funding

+45 3333 1663

Peter.brag@nordea.com



Morten Keil

Head of Covered Bonds, Long Term Funding

+45 3333 1875

morten.keil@nordea.com

Links to more information

Nordea Kredit

- Nordea Kredit ECBC harmonised transparency templates.
Link: <https://www.nordea.com/en/investor-relations/reports-and-presentations/bonds/nordea-kredit-covered-bonds/>
- Nordea Kredit financial reports.
Link: <https://www.nordea.com/en/investor-relations/reports-and-presentations/subsidiary-reports/nordeas-danish-subsidiary-reports/>

Legislation

- Danish mortgage financing is supervised by the DFSA (Finanstilsynet).
Link: <https://finanstilsynet.dk/en>
- Relevant legislation can be found in English at the DFSA's English website.
Link: <https://finanstilsynet.dk/en/Lovgivning>
- All mortgage bank legislation can be found in Danish at the DFSA's Danish website.
Link: <http://finanstilsynet.dk/da/Lovgivning/Lovsamling>