



Investor Presentation

September 2022

investors@greenipi.com

Disclosures and Disclaimers

FORWARD LOOKING STATEMENTS

This presentation contains forward-looking statements, including statements regarding the result, timing, opportunities, projects and prospects associated with the business (the "Business") of Green Impact Partners Inc. and Green Impact Partners Operating Corp. (collectively, "GIP"), the outcome of the described subscription receipt offering, projected revenues, EBITDA, EBITDA CAGR, returns on capital deployed, the future growth in demand for RNG, hydrogen, water recycling and solid recycling, expected financial profile of the described projects, the effect of the Transaction, RTO and restructuring of our business, capital expenditures planned or required in connection with the Business, future of our development projects, capital structure of GIP, timing for launch, delivery and completion of milestones related to the projects and the Business referenced herein, the demand for our products and services, the future success of our business and projects, investment in new projects and otherwise, cash and capital requirements, intentions of partners and potential customers, the performance and competitiveness of our projects and services, prospective members of management, our board of directors and number and characteristics of employees of the Business, future market opportunities, the terms and timing of future agreements as well as management's response to any of the aforementioned factors. These statements are neither promises nor guarantees but involve known and unknown risks and uncertainties and are based on both the views of management and assumptions that may cause our actual results, levels of activity, performance or achievements to be materially different from any future results, levels of activities, performance or achievements expressed in or implied by these forward-looking statements. These risks and uncertainties include risks and assumptions related to our revenue growth, profit margin, timing for and results of launch of projects, operating results, ability to finance projects, industry and products, the general economy, conditions of and access to the capital and debt markets, governmental policies, regulation and approvals, technology innovations, operating expenses, the availability and price of RNG and hydrogen, global government stimulus packages, the acceptance of and shift to RNG and hydrogen, the development of competing technologies, our ability to adequately develop and deploy our projects and technology, the actions and determinations of our customers and development partners, as well as other risk factors and assumptions that may affect our actual results, performance or achievements or financial position.

Readers should not place undue reliance on any such forward-looking statements, which speak only as of the date they were made. We disclaim any obligation to publicly update or revise such statements to reflect any change in our expectations or in events, conditions or circumstances on which any such statements may be based, or that may affect the likelihood that actual results will differ from those set forth in these forward-looking statements except as required by National Instrument 51-102. The contents of any website are not incorporated by reference herein.

This communication is not intended to and does not constitute an offer to sell or the solicitation of an offer to subscribe for or buy or an invitation to purchase or subscribe for any securities where such offer would be illegal, nor shall there be any sale, issuance or transfer of securities in any jurisdiction in contravention of applicable law. No offer of securities shall be made except pursuant to applicable prospectus exemptions and the securities laws related thereto. No offer will be made directly or indirectly, in or into any jurisdiction where to do so would constitute a violation of the laws of such jurisdiction, or by use of the mails or by any means or instrumentality (including without limitation, facsimile transmission, telephone and the internet) of interstate or foreign commerce, or any facility of a national securities exchange, of any such jurisdiction.

This presentation contains certain financial outlook information and related financial projections for the Business based on a number of assumptions. Such financial outlook information is provided solely to allow readers to better model potential opportunities available to GIP and estimate financial performance of various business segments and may not be appropriate for any other purpose and should not be relied upon.

Investment Highlights

\$3 Billion Growth Pipeline

- Over 15 shovel-ready, or near shovel-ready projects already in-house across North America

Fully-Integrated Platform

- Initiation, development & construction leadership team has managed and executed over \$30 billion of projects

Superior Risk-Adjusted Returns

- Diversification of our portfolio = diversification of risk

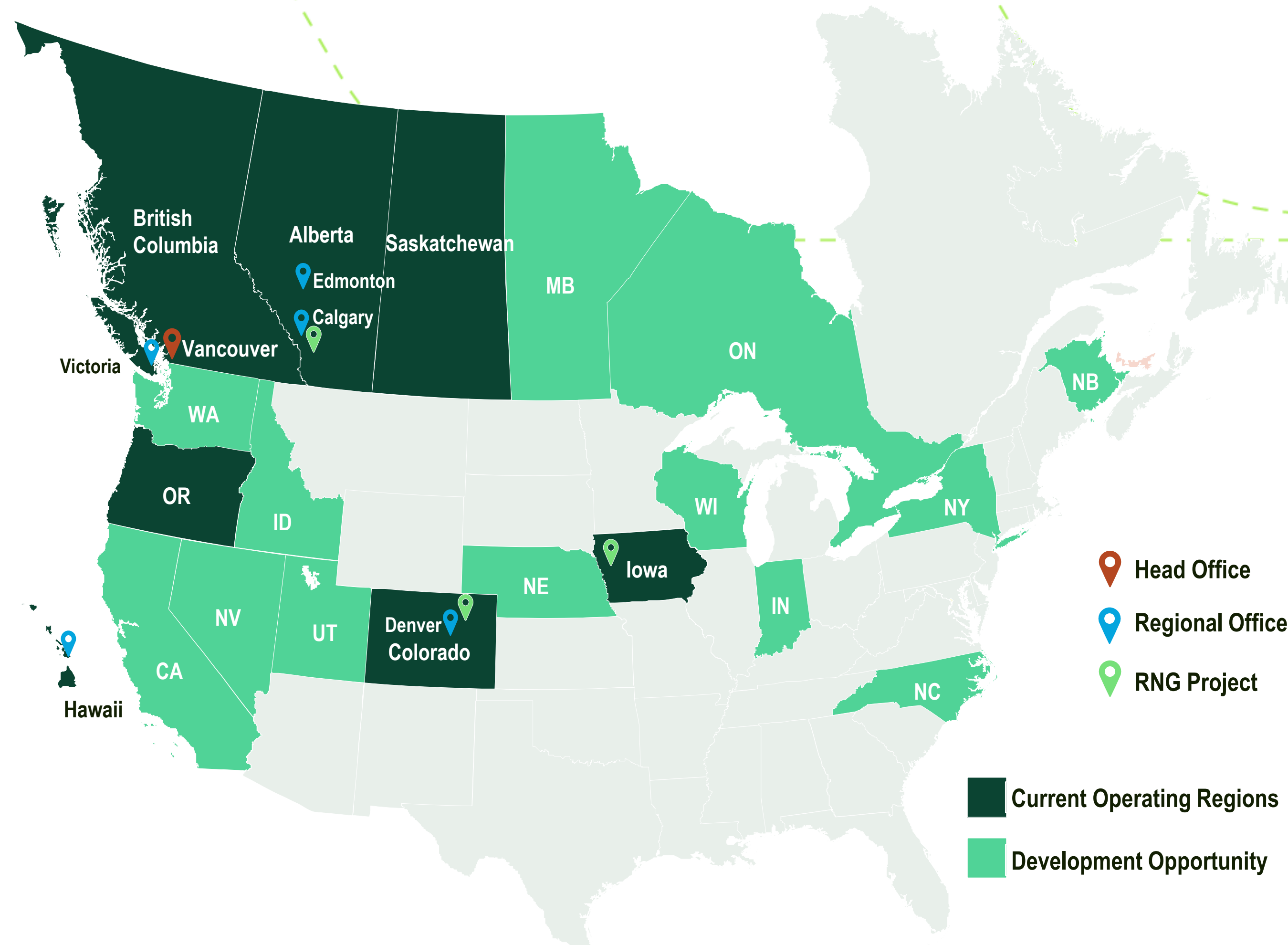


Achieving measurable progress with sustainable aspirations

About Us

Green Impact Partners (“GIP”) will create a sustainable and inclusive planet, through the development of the world’s cleanest energy, with a near term focus on developing renewable natural gas (“RNG”) projects throughout North America

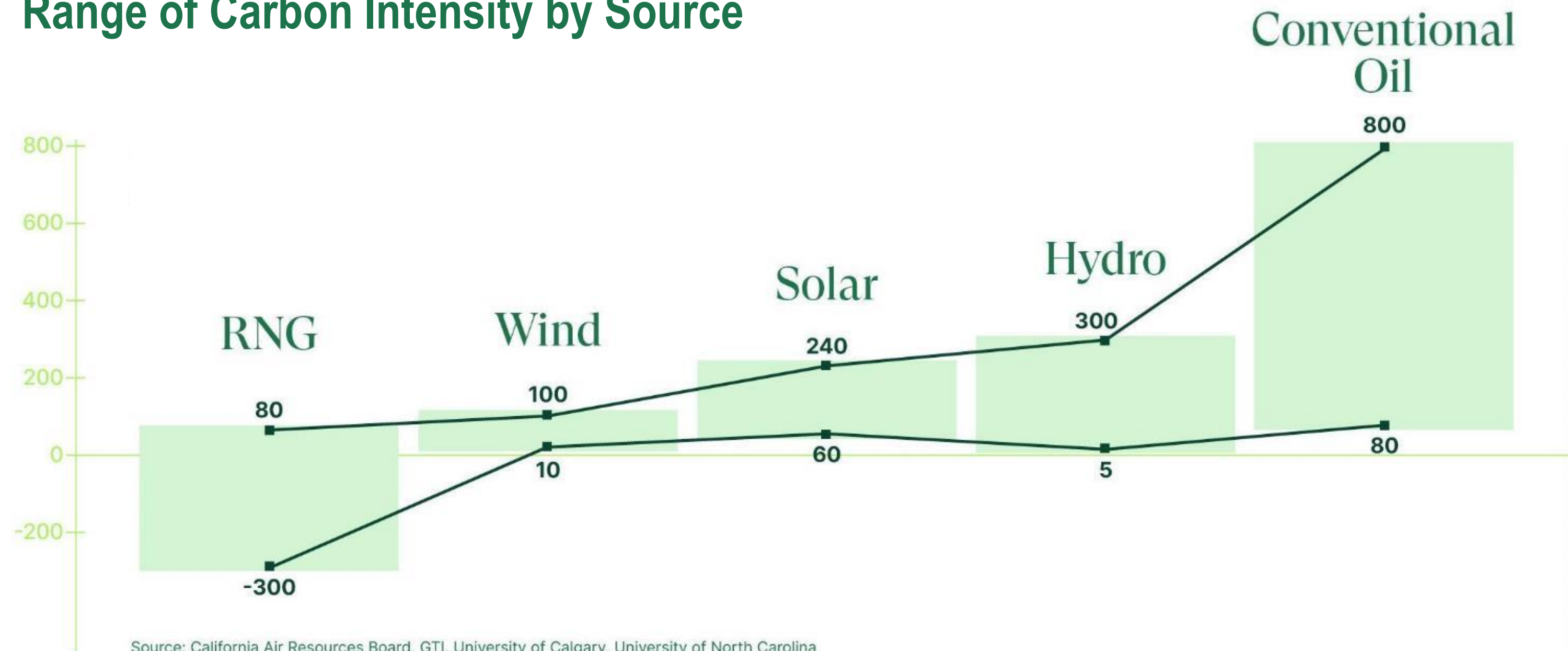
- Focused on Net Zero Earth Impact energy to facilitate growing global demand while reducing the current environmental impact of today’s society
- Offer project developers the unique opportunity to partner in the development of an RNG project at any or all the project lifecycle stages
- Developing and attracting the best people
- Each stakeholder has different needs and desires – GIP is committed to truly understanding our stakeholders and our communities



What is Carbon Intensity (CI)?

- Measurement of carbon dioxide escaping into the atmosphere, relative to the energy intensity of a specific activity
- Typical RNG project has a negative CI score – indicating that through the entire life cycle of the project, more emissions are removed than released

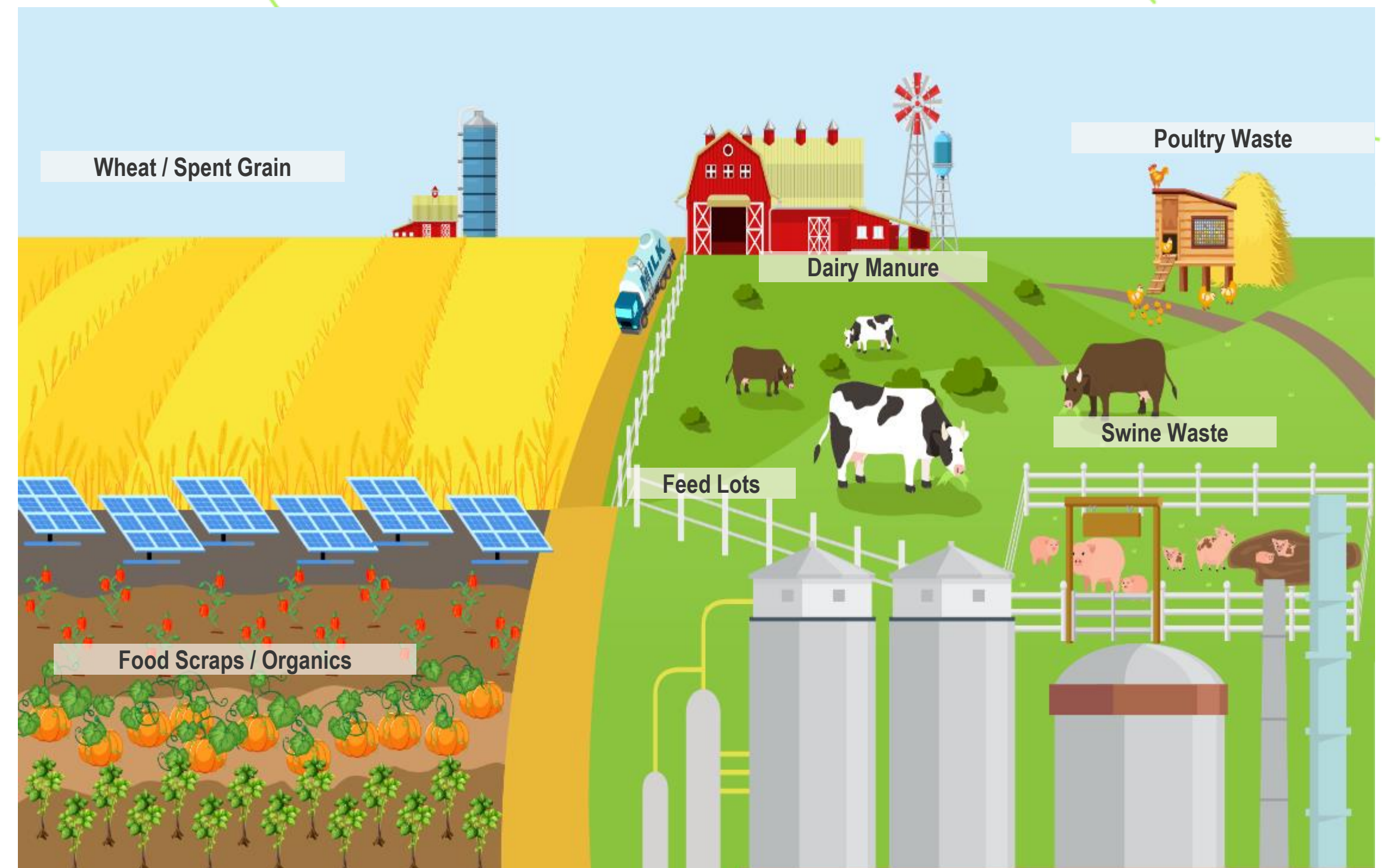
Range of Carbon Intensity by Source



RNG: The Most Impactful and Important Clean Energy Source Available Today

- RNG is processed methane produced from renewable, natural sources such as manure, food waste and gasified biomass
- RNG is interchangeable with conventional natural gas, but with no effect on the planet as there is no fracking or drilling involved
- Current production is primarily via anaerobic digestion from landfills, dairy farms (manure), and wastewater treatment facilities
- GIP projects focus on farm-based feedstocks – manure & wheat waste – for RNG production

Examples of RNG Feedstock

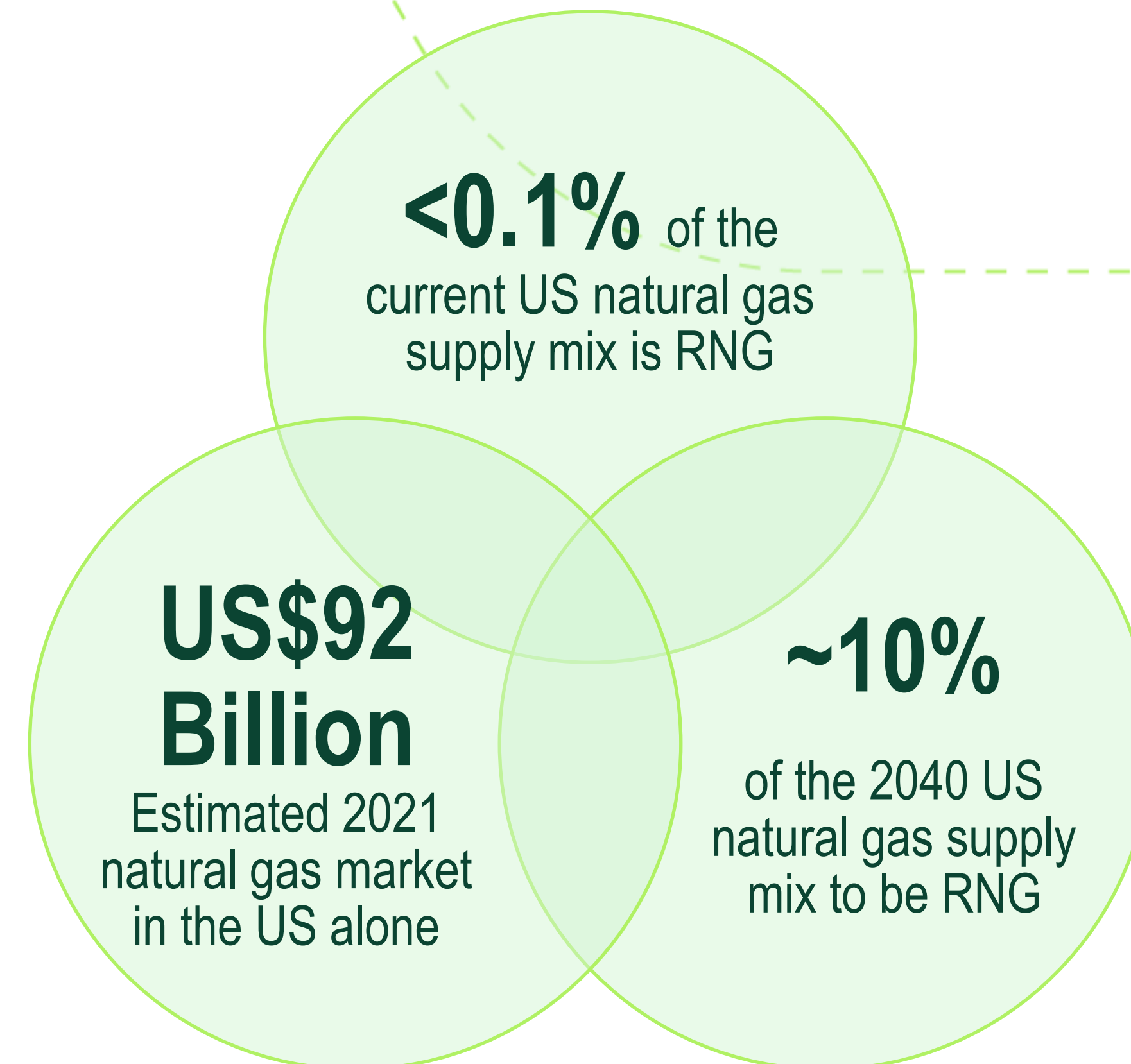


RNG is Slated for Robust Growth and Broad Market Adoption

Two principal factors driving RNG demand

- 1** Potential greenhouse gas emission reductions, especially when compared to other fossil fuels and conventional natural gas
- 2** It can be consumed, one-for-one, like conventional natural gas without changes to existing consumption or distribution systems
 - Consumption of natural gas in the U.S. averages ~80 billion cubic feet per day, with a total market value of ~\$92 billion, and the RNG market is forecasted to make up ~10% of that demand by 2040
 - RNG into the pipeline grid will help to reduce emissions where “electrify everything” is not well suited 100% of the time

Tremendous Growth Opportunity



Regulatory Tailwinds in Canada

Alberta Technology Innovation and Emissions Reduction Regulation (“TIER”)

- TIER regulation implements Alberta’s industrial carbon pricing and emissions trading system. Facilities regulated under TIER (any facility that annually emits 100,000 tonnes or more of CO₂e) must reduce emissions to meet facility benchmarks
- Compliance under the program can be achieved using Alberta based emissions offsets, which are generated by facilities that undertake a project or activity in Alberta that results in the reduction or sequestration of greenhouse gas emissions they are quantified using approved quantification protocols, and are verified by a third party
- Each offset represents one tonne of CO₂e that a TIER regulated facility can purchase and use to effectively offset the number of excess tonnes of CO₂e it produces in a given year , relative to the applicable benchmark
- The price of an emission offset is driven by market forces; however, the price of a TIER fund credit (another way to meet TIER obligations) effectively acts as a price floor
- TIER fund prices are expected to follow the federal carbon pricing thresholds increasing to \$170 / tonne in 2030

Canada Clean Fuel Regulations

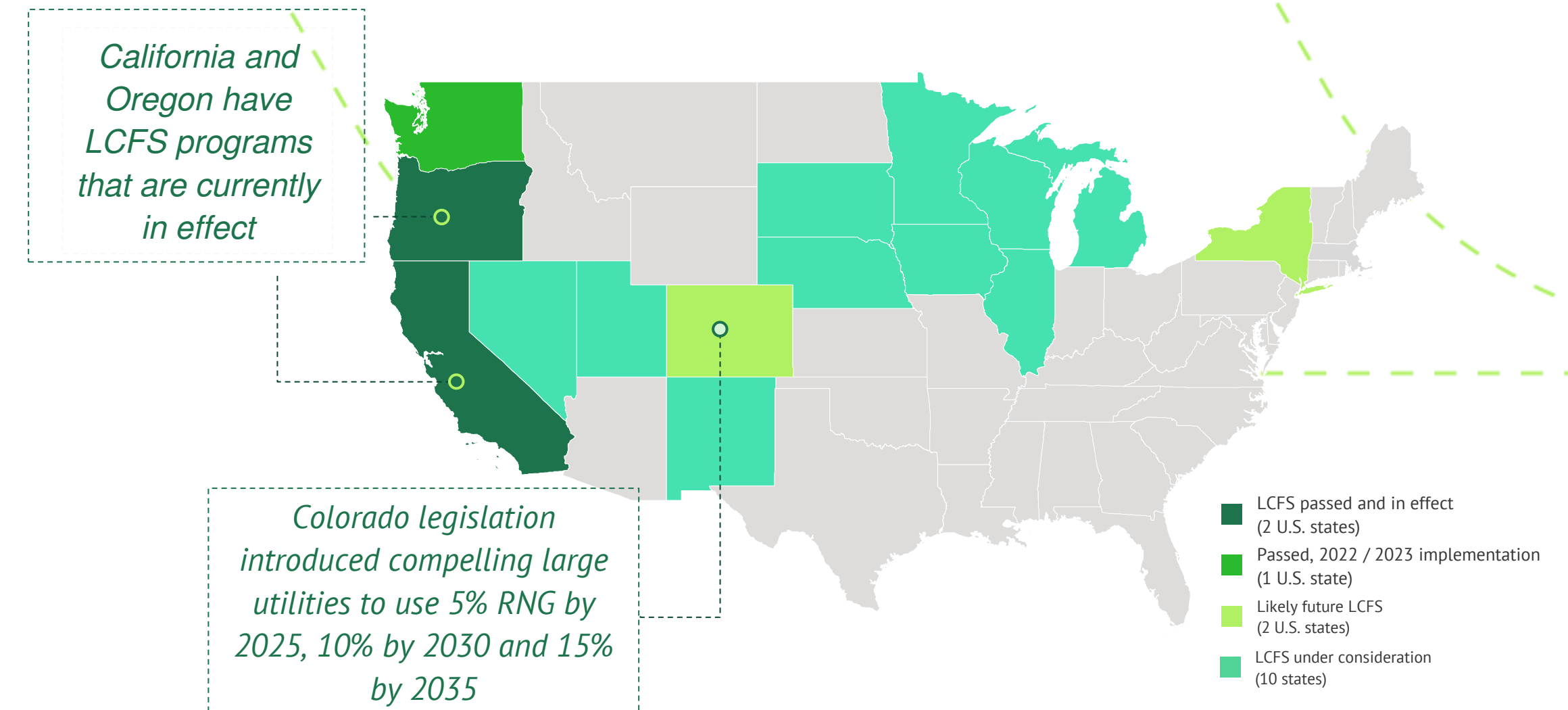
- On June 20, 2022, the Clean Fuel Regulations under the Canadian Environmental Protection Act were registered, bringing a Canadian Clean Fuel Standard (“CFS”) into law. Compliance obligations become effective in 2023
- The CFS targets carbon emission reductions from carbon content in liquid fossil fuels. Primary suppliers must lower the carbon intensity of their fuel using compliance credits, each credit equivalent to a one tonne reduction in lifecycle CO₂e emissions for the applicable compliance period
- The new regime will create a new carbon credit market in Canada that will be key to compliance for fuel suppliers further, activities in one jurisdiction can be used to create credits in another jurisdiction

Low Carbon Fuel Standard (LCFS)

Government support for RNG continues to expand

- Renewable natural gas production is <0.1% of the current US natural gas supply mix; anticipated to account for ~7% – 11% of the natural gas supply mix by 2040
- 29 States and the DoC have mandatory Renewable Portfolio Standard laws requiring retail electricity suppliers to generate or procure a minimum percentage of electricity from eligible renewable energy sources, including RNG
- California, Oregon and British Columbia have Low Carbon Fuel Standard (“LCFS”) programs that are currently in effect. New York and Washington are in advanced stages of LCFS legislation planning
- Canada has also passed an LCFS program which will go into effect in 2022

LCFS Map



Recent industry updates

- April 22, 2021, President Biden set 2030 GHG reduction goal of achieving a 50 – 52% reduction from 2005 levels by 2030
- On May 25, 2021, the BioDiesel Tax Credit Extension Act of 2021 was introduced in the U.S. Senate to extend the BTC, which is set to expire in 2022, out to 2025
- August 16, 2022, President Biden signed the **Inflation Reduction Act of 2022** into law, which includes tax credits for renewable energy investments

Investment Criteria

Four primary metrics for evaluating expansion projects and acquisition opportunities

1. Significant and Sustainable Environmental Impact

- Net Zero means truly assessing the full cycle impact of all business operations and decisions

2. Late-Stage, Proven Technology

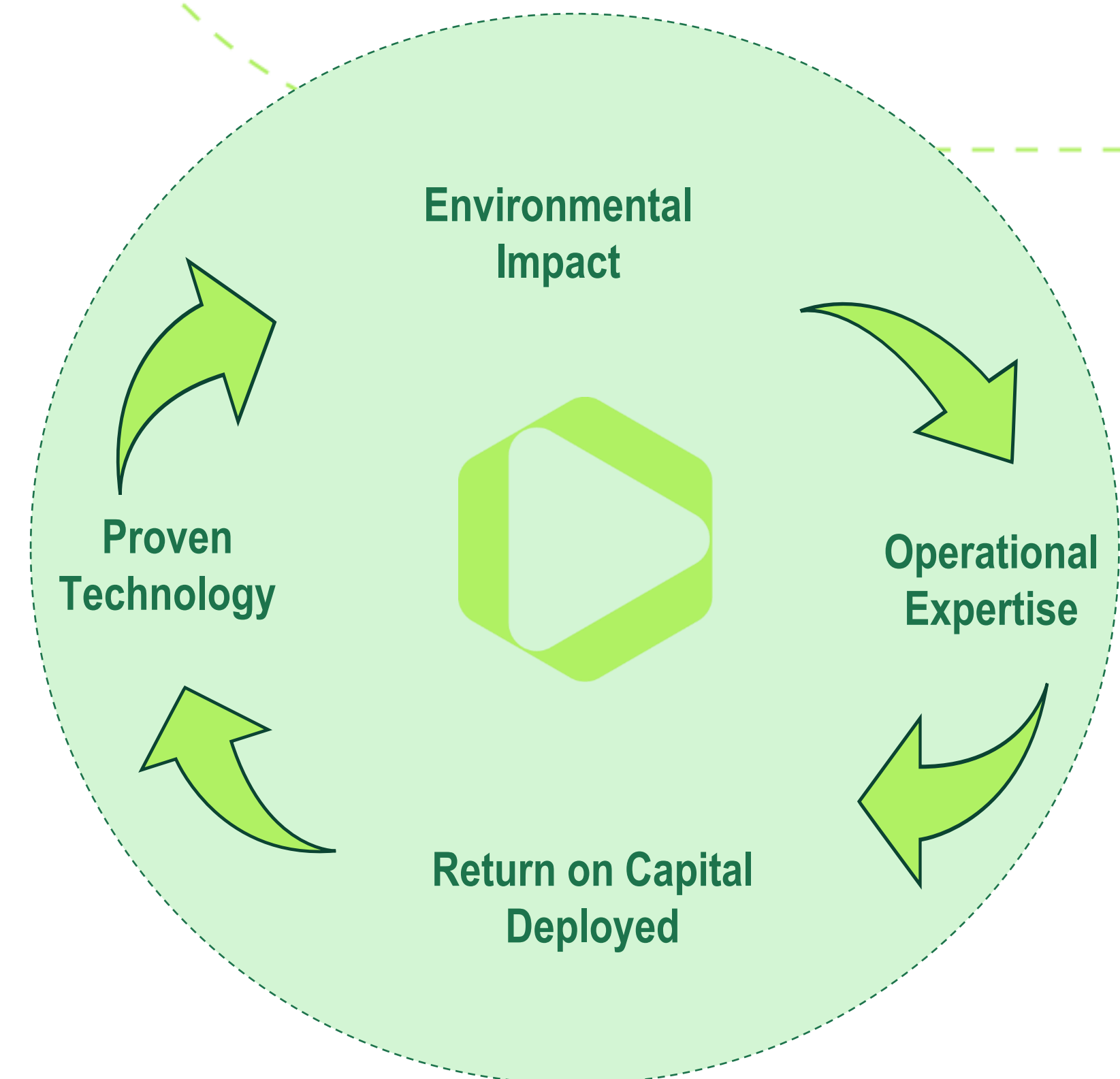
- Reduced development risk with focus on optimizing the use of existing technology

3. Ability to Leverage In-House Expertise to Manage and Operate Projects

- Best-in-class processes, principles and operations to drive a best-in-class ESG rating

4. Financial Metrics- Project Return on Capital Employed

- All business platforms are focused on delivering a superior risk-adjusted ROCE through full life-cycle asset management by acting opportunistically to optimize the overall portfolio performance



Future Energy Park - Largest Carbon Negative Project in North America

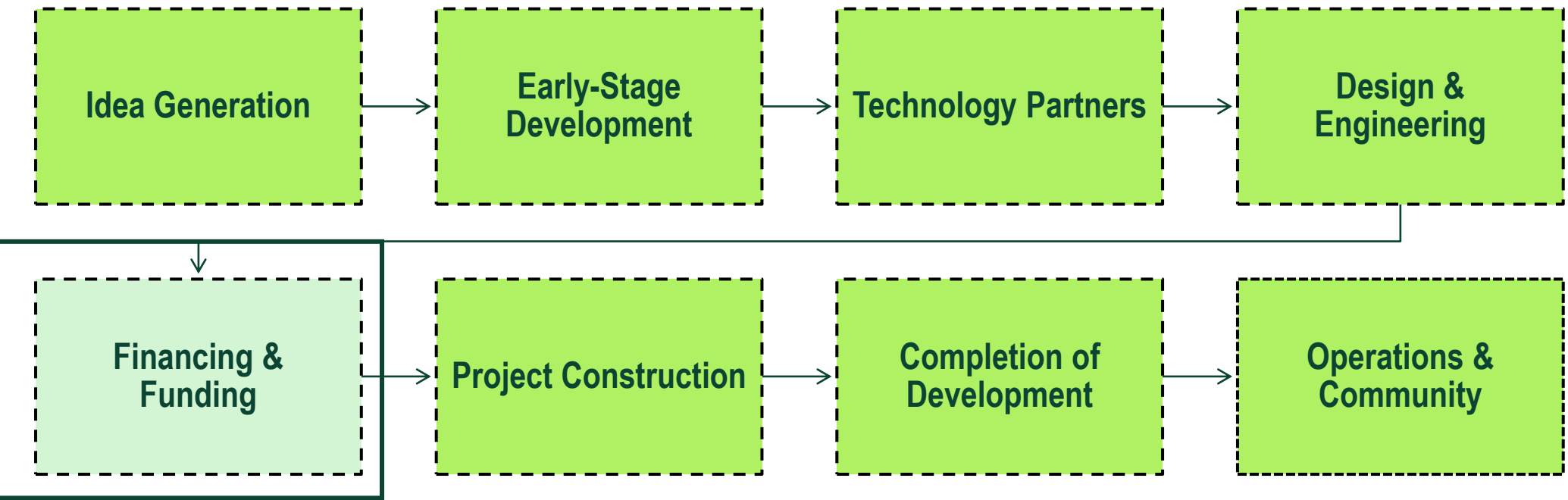
- Net CO₂ negative biofuels facility using non-food grade wheat to produce RNG and ethanol
- Finalizing all material agreements, including engineering, procurement, and construction (“EPC”), offtake and supply contracts
- With the latest design updates, as well as current market forecasts for both revenue streams and inputs, annual EBITDA is now anticipated to exceed \$300 million
- GIP has committed to a substantive development investment and anticipates holding a controlling interest on final operation
- Additional project information is available at <https://www.greenipi.com/portfolio/future-energy-park/>



Expected Financial Profile

Cost (\$mm)	Offtake	Credit Rating	Feedstock	Completion Date	Total Expected EBITDA (\$mm)
~\$1,200	Confirmed/In progress	A-/BB	Sourced	2025	>\$300
			Proforma		
RNG Sales (Annual)			>3.5 Million MMBtu		
Carbon Offset Credits			>400,000 tonnes of clean CO ₂		
Cellulosic Equivalent Ethanol			>300 Million L		
High-Quality Protein Distillers' Grain			~235,000 tonnes		

Project Development Stage

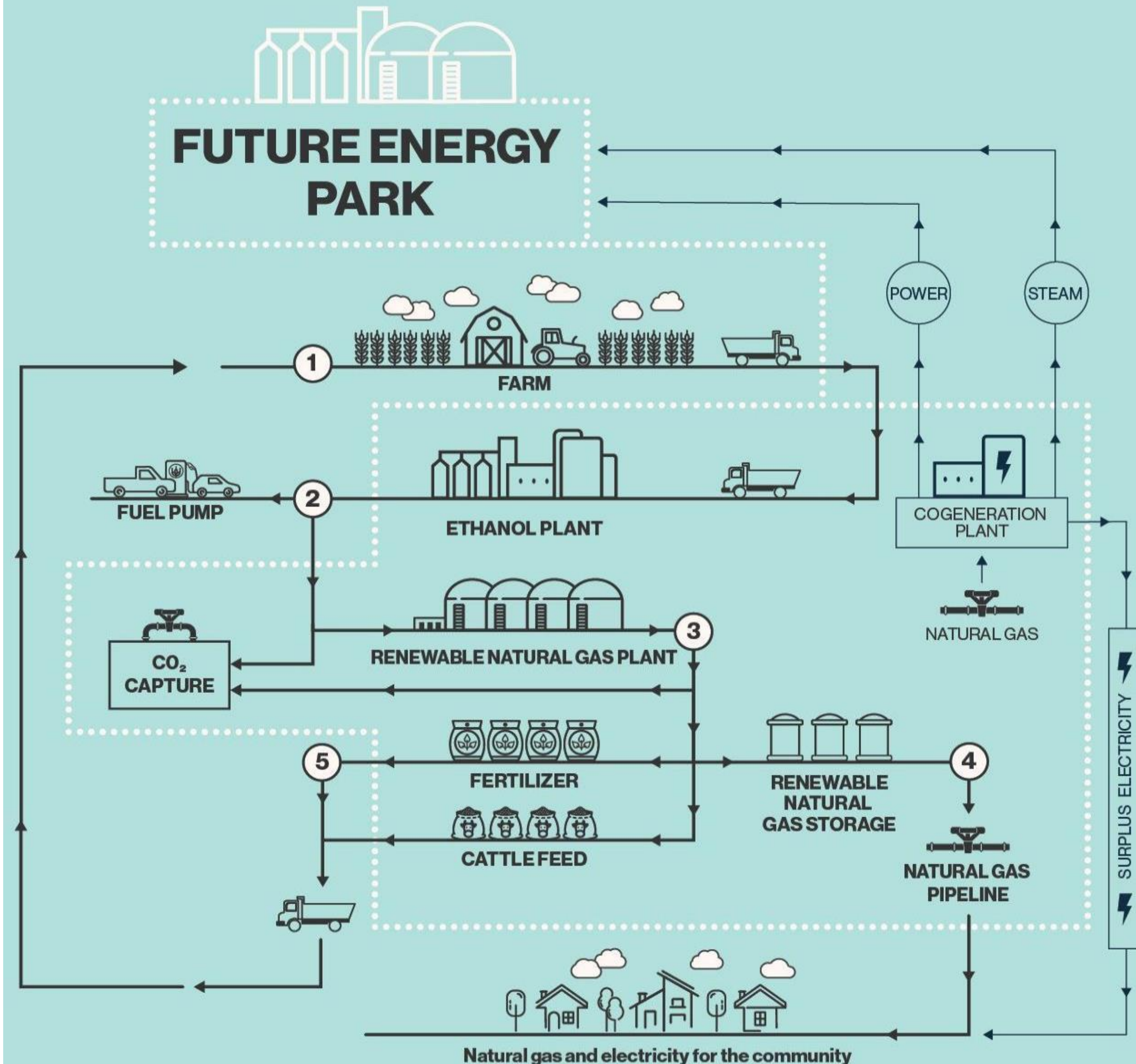


Future Energy Park

Direct benefits to the City of Calgary and Province of Alberta including:

- Approximately 800 jobs over 24 months during construction and 50 jobs during operations
- Direct revenue of over \$150 million annually to rural wheat producers
- Provincial and municipal tax revenues
- Repurposed by-products including cattle feed and fertilizer

WHERE ALBERTA'S AGRICULTURE & ENERGY SECTORS MEET



Dairy RNG Project: GreenGas Colorado

Dairy to pipeline quality RNG project under construction with offtake secured

- On budget; fixed price EPC to mitigate risk on technology and pricing
- Manure to pipeline quality RNG with offtake in competitive jurisdiction
- Long-term feedstock supply from two national dairy producers with on-site gas offtake and connection
- Negative CI scores allow GIP to capitalize on LCFS and RIN credits – driving pricing of \$80+/MMBtu

Expected Financial Profile

Cost (1)	Offtake	Credit Rating	Feedstock	Completion Date	Run Rate EBITDA
\$90	Confirmed	A-/Baa1	Secured	2022	~\$25

(1) Inclusive of financing costs; operational CAPEX costs are expected to remain consistent with previously disclosed estimates of C\$72 million

	Proforma
Carbon Intensity Score	-189
RNG Sales	>360,000 MMBtu/year
Year 1 Total Net RNG Price	\$85/MMBtu
10-Year Average Net RNG Price	\$92/MMBtu



Aerial view of the project construction as of July 2022 in Weld County, Colorado

Dairy RNG Project: NW Iowa

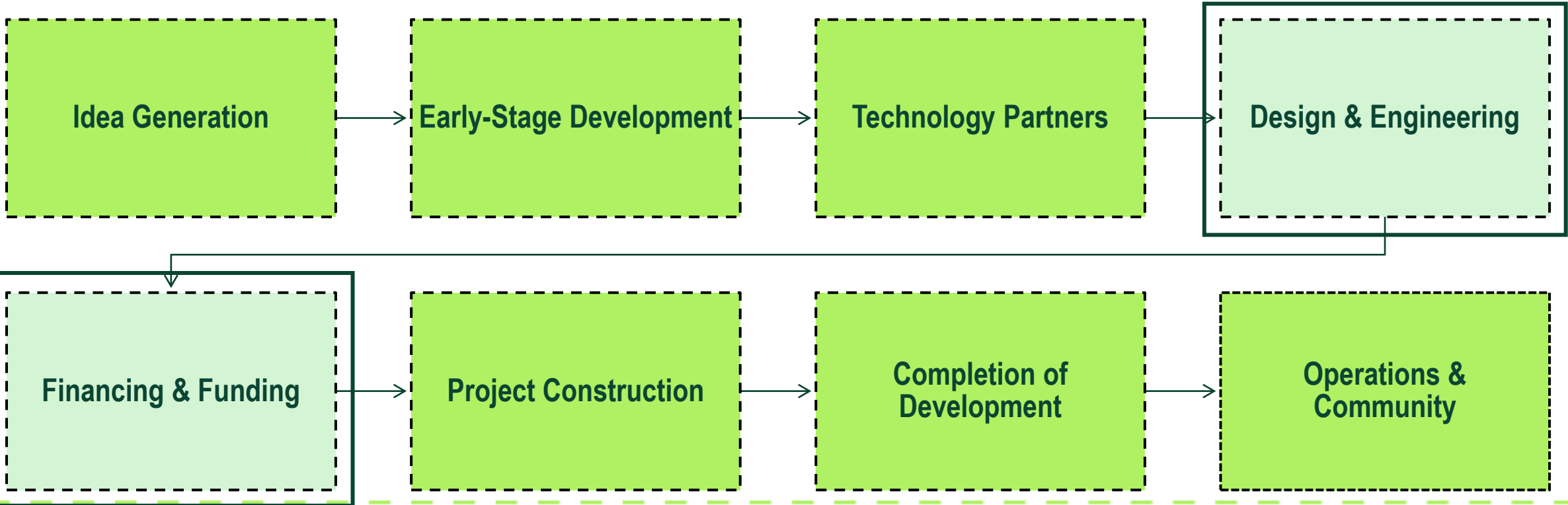
Three dairies on long-term supply agreements

- Construction is anticipated to start in late 2022
- Consists of two 4,200 head dairies and one 3,500 head dairy
- ~350,000 MMBtu of RNG production per year; projected run-rate EBITDA of ~\$20 million
- RNG will be sold to a national natural gas buyer using LCFS and RIN programs
- Capitalizing on LCFS and RIN credits – driving pricing of \$80+/MMBtu
- 2,500,000-gallon digesters, estimated CI Score of -190 and daily planned collections
- Capital cost approximately \$100 million

Project Highlights	
Location	NW Iowa
Size	11,000+ dairy cattle
Construction to start (expected)	Late 2022
COD (expected)	2 nd half 2023 / 1 st half of 2024








Project Development Stage



Capitalization & Research Coverage

(in 000s unless indicated otherwise)	Current
Share price as of August 26, 2022	\$7.65
Basic Shares Outstanding	20,300
Balance Sheet (as at June 30, 2022)	
Cash	\$4,158
Long Term Debt	\$36,717
Current Debt	\$286
Working Capital Deficit (Surplus)	\$8,159
Net Working Capital	(\$41,004)
Market Capitalization (Basic)	\$155,295
Enterprise Value	\$196,299
Research Consensus Estimates	
F2023e EBITDA (\$MM)	\$19.9
EV / EBITDA	10.1x

Institution	Research Analyst
	Nelson Ng
	Christopher Jones
	Nicholas Boychuk
	Michael Mueller
	Dan Payne

Executive Leadership Team



Jesse Douglas

Chief Executive Officer

- Founder with 20 years of successful entrepreneurial experience
- 20+ successful acquisitions, integrations and divestitures over the last five years
- 100s of successful EPC completed projects



Kathy Bolton

Chief Financial Officer

- 20 years of financial management and business development experience
- Previous Co-Founder and Chief Financial Officer of BluEarth Renewables
- Prior to BluEarth, Chief Financial Officer of Canadian Hydro Developers



Nikolaus Kiefer

Executive Strategic Advisor

- Co-Founder with 15 years of capital markets and corporate development experience
- Previous sell-side research analyst
- Founding partner of multiple private entities

Board of Directors



Geeta Sankappanavar

Chair of the Board of Directors

- 25 years investment experience and has successfully built multiple businesses
- Co-founded Grafton Asset Management and raised and deployed over \$1 billion in energy and energy infrastructure
- Previously at New Vernon Capital, a \$3 billion blue-chip asset management firm focused on India and the emerging markets
- Serves as the Chair of the Board of Governors for the University of Calgary



Jeff Hunter

- Experienced energy investment professional, board member and operating executive with 25 years in energy commodity focused businesses
- Expertise in acquisitions, operations and divestitures of critical clean energy infrastructure.
- Previously served as an advisor to significant portfolios of solar and wind development assets



Bruce Chan

- 25 years of experience, including as CEO and Director of an NYSE listed international shipping company
- Significant governance experience as a senior executive in a “conglomerate” organization with four NYSE-listed public companies
- Unique combination of significant global HR & Compensation Committee experience, along with professional accounting and financial designations well-suited for Audit Committees



Alicia Dubois

- Indigenous professional with a B.Sc with Distinction from the University of Lethbridge and a Juris Doctor from the University of Toronto
- Founder, Nish Synergies Advisory Group; currently CEO of the Royal BC Museum
- Previously CEO of the Alberta Indigenous Opportunities Corporation; prior to this established and led an expert Indigenous Markets team at CIBC
- Serves as the Co-Chair of the Board of the Canadian Council for Aboriginal Business

Development, Commissioning, & Leadership Team

Jeffry Myers – Special Advisor, Development

- Senior Operating Partner, power generation with Stonepeak Infrastructure
- Over 40 years experience in mid market energy and infrastructure
- Co-Founder and Chairman of Pristine Power until sale in 2010

Fred Scott – Vice President, Engineering

- 35 years of energy industry experience
- 15 years of biomass energy experience, wood pelletization and RNG experience
- Expert of BC and Pacific Northwest energy markets, pipeline systems, power transmission and development opportunities

Robert Beekhuizen, Vice President, Major Projects

- Professional engineer and business executive with over 35 years industry experience serving multiple sectors including energy, midstream, mining & minerals, infrastructure, and EPC.
- Experienced in business & capital development turnarounds, planning & delivery of major capital projects, including multi-billion-dollar EPC projects, as well new venture & joint-venture formation, management and governance.

Steven Piepgrass, Vice-President, Construction

- 20 years of experience in leading operations, construction, engineering and project management teams
- Previous SVP in the ATCO Group of Companies
- Key role in building ATCO's new NGL Salt Cavern Storage and Industrial Water businesses

Wade Scott – Vice-President, Operations

- 20 years of global experience in reducing costs and risk
- Results driven to achieve sustained strategic growth and operational performance
- Start-up experience along with ability to ensure continued consistency and profitability in operational execution

Greg Pecharsky – Vice-President, Corporate Development & Capital Markets

- 14 years of strategic corporate development experience
- 12 years of direct industry experience in environmentally focused companies
- Successfully acquired and integrated businesses in multiple industries across North America

John Paul Smith – General Counsel

- Former corporate commercial counsel
- Prior experience as CEO of a Calgary-based construction firm

Rhonda Stanley – Vice President, Clean Energy Marketing

- 25 years experience with a passion for clean energy
- 10 years focused team leadership with major infrastructure entity
- Successfully added to over 50 diverse projects, driving growth by over 250%

Julia Ciccaglione – Vice President, Regulatory & Environment

- Senior regulatory and environment professional; served as Vice President, Regulatory & Environment at Veresen Inc.; previously Vice President, Sustainable Development & Environment and founder of Pristine Power Inc.
- Leadership roles have included strategic planning, risk management, hearings & approvals, environmental management, Indigenous & stakeholder consultation, and health & safety

Jeff MacBeath – Vice President, Finance

- Proven senior finance executive with over 20 years of experience in financial reporting, corporate finance, governance, budgeting and capital markets
- VP Finance and CFO of two previous early-stage startup energy companies

Dorreen Miller – Vice President, Communications

- Experienced communications professional with a demonstrated track record of supporting the energy industry
- Skilled in external and internal communications, brand development, executive communications, and strategic communications planning

Mike Templeton – Special Advisor, Development & Acquisitions

- 40 years experience as a senior financial executive in the waterfront, logistics and transportation sectors of British Columbia
- Has been focused on the renewable natural gas and cleantech industry since 2017
- Previous project developer for a large industrial project in the fertilizer (ammonia) industry

Why Invest Now?

Near-term catalysts to drive multiple expansion in the value of the portfolio and operations; significantly de-risking the sizeable discount to peer group


- ▶ First gas from Colorado dairy RNG
- ▶ Starting construction of Iowa RNG; final permitting for Future Energy Park
- ▶ Portfolio has increased by over \$2 billion over one year; ongoing portfolio expansion throughout North America
- ▶ Potential, non-dilutive, minority project equity sell-down, solidifying portfolio value not reflected in current trading prices
- ▶ Industry and government tailwinds



Appendix



investors@greenipi.com



Operational Business Model

GIP makes money by selling renewable natural gas to utilities and trading the clean fuel / carbon credit generated into the production process



- RNG produced at a facility is sold through long-term offtake contracts with utility companies
- Contracts can either be fixed-price, merchant, or a mix of both – a guaranteed price is considered less risky, at the cost of potential upside
- **GIP is expecting 70% of EBITDA to be generated from long-term¹ fixed price contracts**
- Carbon credit markets have grown rapidly as the appetite for renewable energy has increased due to stakeholder demands for climate action and regulatory incentives
- Common credit programs include:
 - Low Carbon Fuel Standards (“LCFS”)
 - Renewable Fuel Standards (“RFS”) which generate Renewable Identification Numbers (“RINs”) – the two most common RINs are:
 - D3 – cellulosic sources
 - D5 – carbonaceous feed material

ESG & Corporate Responsibility

“Sustainable Investments in Sustainability” – GIP is committed to the highest levels of ESG standards and accountability

ESG Policy Highlights

- ESG elements are a primary consideration when evaluating investment decisions
- Every element of operations should be as sustainable as feasibly possible
- GIP’s primary environmental goal is to reduce emissions by sourcing sustainable alternatives
- Diversity provides value at every level of our organization
- By meeting or exceeding all employment standards, we set the foundation for excellent operations and reputation
- We prohibit investments in, or partnerships in anything we don’t firmly believe has a positive earth impact and with, firms involved in ammunition, narcotics manufacturing or those promoting addictive substances or practices



Contact Us

Jesse Douglas

Chief Executive Officer

Kathy Bolton

Chief Financial Officer

Nikolaus Kiefer

Executive Strategic Advisor

info@greenipi.com