

A close-up photograph of a dark, textured rock sample, possibly a mineral specimen, with some yellowish-gold flecks visible. The rock is set against a dark background.

Corporate Presentation

May 2022

Forward Looking Statements

This presentation contains forward looking information and forward looking statements, collectively “forward looking statements” All statements, other than statements of historical fact, that address activities, events or developments that the Company believes, expects or anticipates will or may occur in the future (without limitation, statements regarding exploration programs, potential mineralization, future plans and objectives of the Company, updated to the mineral resources, and the timing and results thereof) are forward looking statements These forward looking statements reflect the current expectations or beliefs of the Company based on information currently available to the Company.

Forward looking statements are subject to a number of risks and uncertainties that may cause the actual results of the Company to differ materially from those discussed in the forward looking statements, and even if such actual results are realized or substantially realized, there can be no assurance that they will have the expected consequences to, or effects on the Company Factors that could cause actual results or events to differ materially from current expectations include, among other things, uncertainties relating to the availability and costs of financing needed in the future, changes in commodity prices, changes in equity markets, changes to regulations affecting the Company’s activities, the uncertainties involved in interpreting exploration results and other geological data and the other risks involved in the mineral exploration industry Such factors include, among others, further steps that might be taken to mitigate the spread of COVID 19 the impact of COVID 19 related disruptions in relation to the Company’s business operations including upon its employees, suppliers, facilities and other stakeholders uncertainties and risk that have arisen and may arise in relation to travel, and other financial market and social impacts from COVID 19 and responses to COVID 19.

Any forward looking statement speaks only as of the date on which it is made and, except as may be required by applicable securities laws, the Company disclaims any intent or obligation to update any forward looking statement, whether as a result of new information, future events or results or otherwise Although the Company believes that the assumptions inherent in the forward looking statements are reasonable, forward looking statements are not guarantees of future performance and accordingly undue reliance should not be put on such statements due to the inherent uncertainty therein.

Gary O’Connor, FAusIMM is a qualified person under NI 43 101 and has reviewed and approved the contents of this presentation.

Overview of Moneta



Ontario Focused Gold Explorer in the Timmins Camp

- Excellent infrastructure (roads, power, mills and local workforce)
- Mining friendly and safe Jurisdiction



Flagship Asset Tower Gold Project

- Gold inventory 4.0M ozs indicated & 4.4M ozs inferred
- 2020 PEA studies on South West & Garrison deposits highlight robust economics
- 17 km strike length of Destor Porcupine Fault Zone (DPFZ)



Regional Scale Potential

- One of the largest undeveloped gold projects in Canada
- Multiple splays of the DPFZ
- Regional scale 26,595 hectares
- New discoveries in 2020 & 2021
- Pipeline of projects



Upcoming Catalysts

- 70,000 m resource drilling in 2022
- Updated mineral resource estimate May 2022
- Expanded PEA study H1 2022
- Fast tracking to Pre-feasibility study

Major New Gold Project in the Timmins Camp

Tower Gold Project

- Timmins Gold Camp has produced 85M ozs gold over the last 100 years
- Canada's most prolific gold producing camp
- Environmental baseline studies underway
- No royalties or encumbrances over majority of resources
- 100% ownership of all resources
- Low capex and low cash costs, proven robust economics
- Industry leading: Low carbon footprint



Value Creation

Starter pit at Garrison containing 1,070,000 oz Au at a grade of 1.04 g/t Au at a strip ratio of 2.7:1



Exploration Potential

Future mine expansion underway by exploring underground and open pit potential at Tower Gold project



Capital Costs

Low capital costs due to excellent existing infrastructure, increased head grade



Metallurgy

Ore from all deposits is compatible using conventional process flow sheets



One of the Largest Undeveloped Gold Projects in Canada

Significantly expanded project with opportunity to improve head grade, increased throughput and reduced capital requirements



Production

Tower Gold project gold production profile to be significantly updated in H1 2022

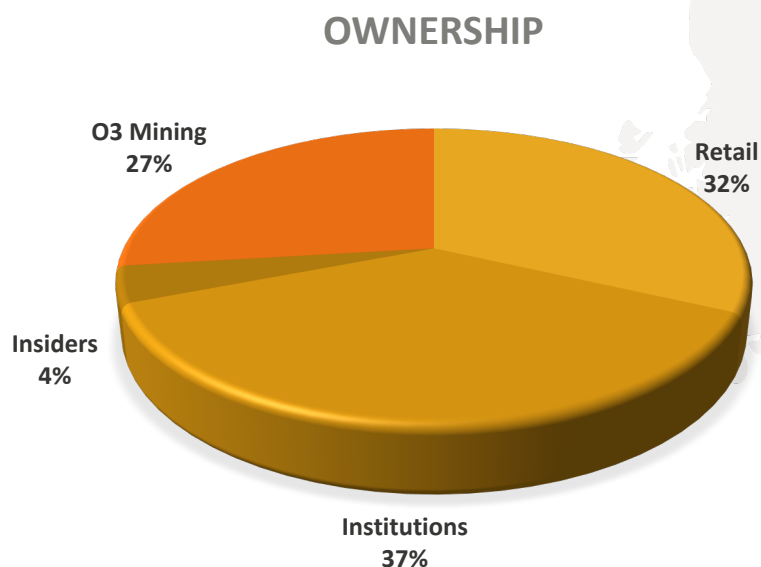


Enhanced Economic Potential

Improved economics and significantly expanded production profile will provide enhanced valuation for large scale gold project

Corporate Information

Shares Outstanding	95.0 Million	52 Week Range	High: \$2.85 Low: \$1.55
Options (avg \$1.53)	3.3 Million	April 14, 2022	
Warrants (avg \$2.02)	0.9 Million	Current Share Price	\$2.81
Fully Diluted	99.1 Million	Market Capitalization	\$267 Million



Cash Position

\$13 Million

Debt

Nil

Analyst Coverage

Don Blyth
George Topping
Brock Salier
Stephen Soock

Paradigm Capital
IA Financial Group
Sprott Capital Partners
Stifel Nicolaus Canada Inc.

Institutional Shareholders

1832 Asset Management
Dundee-Goodman
RBC Global Asset Management

Eric Sprott
K2 & Associates
Mackenzie Financial

Moneta Team : Successful Track Record in Exploring, Developing, and Producing

Management Team



Gary O'Connor
President, CEO & Director



Jason Macintosh
CFO & Corp. Secretary



Ardem Keshishian
VP, Corp. Development



Linda Armstrong
Investor Relations



Vince Deschamps
Director, Sustainability

Board of Directors




Josef Vejvoda
Chairman




Mark Ashcroft
Independent Director



Rod Cooper
Independent Director



Krista Muhr
Independent Director




José Vizquerra
Independent Director



Alex Henry
Independent Director

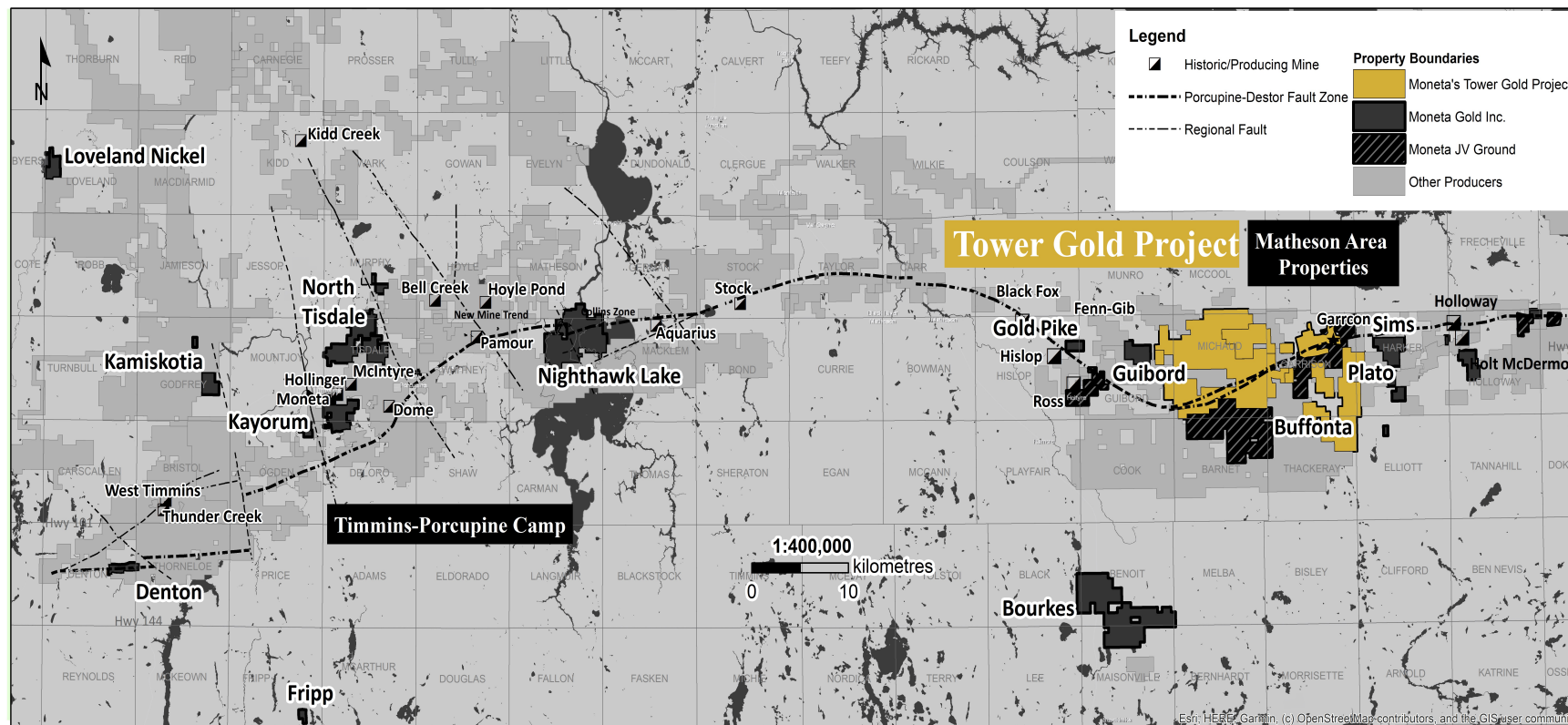


Blair Zaritsky
Independent Director



Gary O'Connor
President, CEO & Director

Moneta's Land Position



- Occurs on a major regional highway: Highway 101
- Located along the regional Destor Porcupine Fault zone (DPFZ)
- Multiple operating mills
- Excellent infrastructure
- Large land holding, largest in eastern camp, 27,263 hectares
- New Gold Camp

Tower Gold Project

Tier 1

**Undeveloped
Gold Projects in
Canada**

Contiguous Land Package



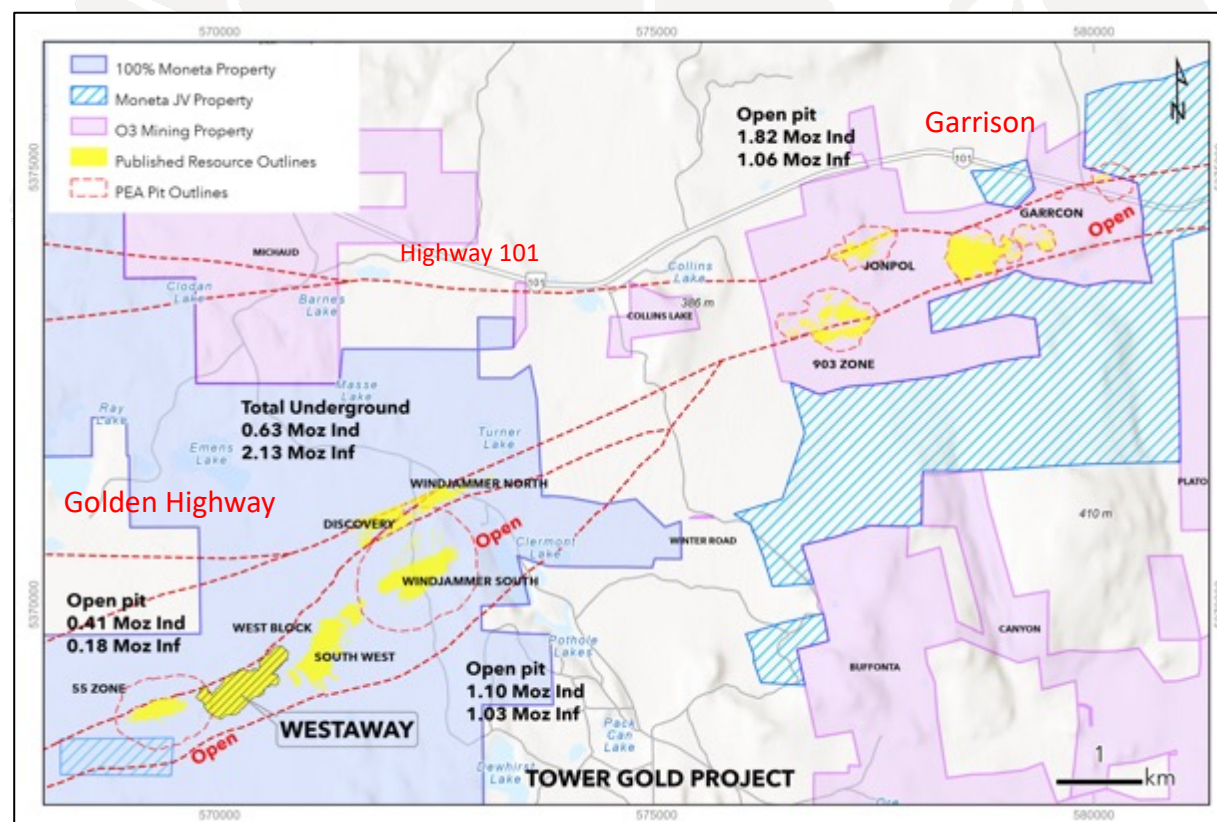
Significant increase in
production profile



Potential major new
gold producing camp

Excellent upside for valuation re-rate compared to developer peers:

- ✓ Significant resource base
- ✓ High grade underground and bulk open pit resources
- ✓ Largest land holder in the camp
- ✓ Excellent potential to expand resources
- ✓ Exploration agreement updated with Wahgoshig First Nations
- ✓ Environmental baseline study underway



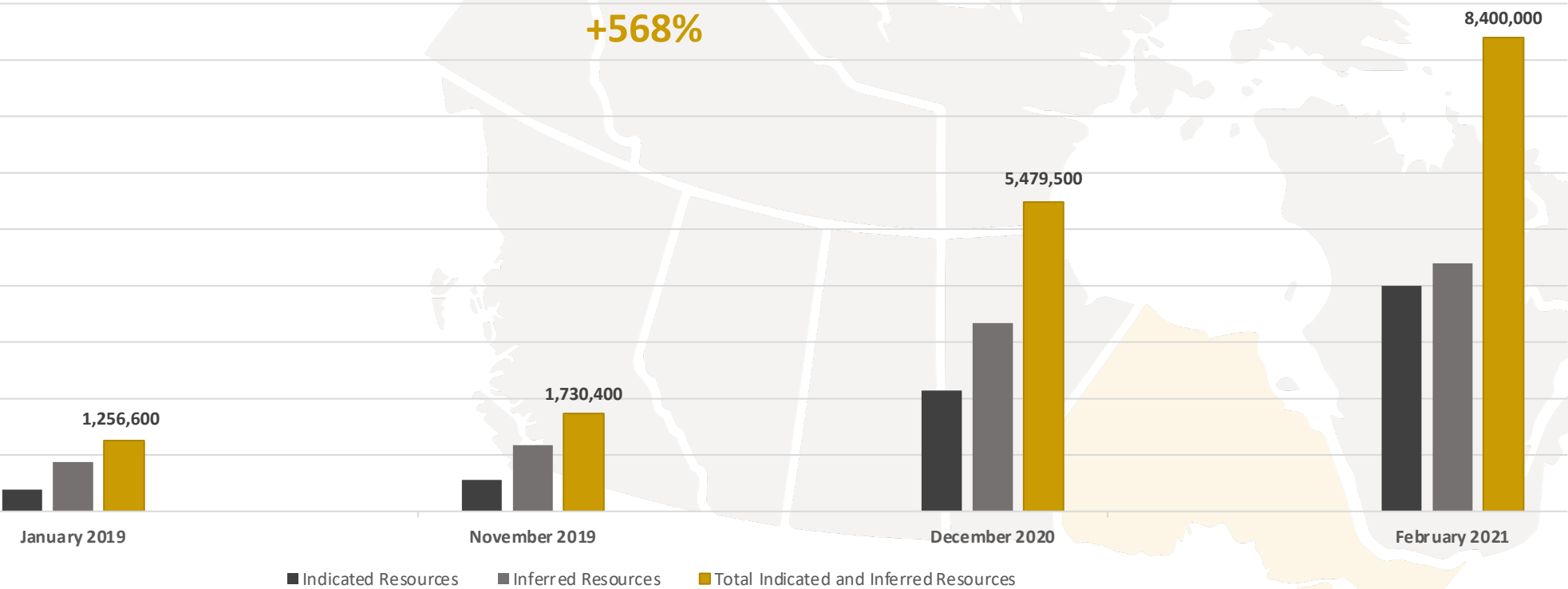
Mineral Resource Growth



Indicated and Inferred Mineral Resources Growth
2019 - 2021

+568%

Garrison Acquisition



Tower Gold Project - Mineral Resource Update: December 2020



Deposit	Open Pit			Underground		
	Tonnes (t)	Grade (g/t)	Ounces (oz)	Tonnes (t)	Grade (g/t)	Ounces (oz)
SW Indicated				4,530,000	4.07	592,000
SW Inferred				9,607,000	4.01	1,238,000
WJS Indicated	40,582,000	0.84	1,100,000	6,000	3.90	1,000
WJS Inferred	28,956,000	1.10	1,028,000	143,000	4.06	19,000
WA Indicated						
WA Inferred				4,367,000	4.71	662,000
55 Indicated	9,896,000	1.30	413,000			
55 Inferred	5,079,000	1.10	180,000	123,000	4.65	18,000
Disc Indicated				141,000	3.49	16,000
Disc Inferred				658,000	4.00	85,000
WJN Indicated				182,000	3.98	23,000
WJN Inferred				813,000	4.08	107,000
Garrcon Indicated	20,923,000	0.82	552,000			
Garrcon Inferred	7,056,000	0.87	197,000			
903 Indicated	27,558,000	0.84	747,000			
903 Inferred	30,760,000	0.69	682,000			
Jonpol Indicated	17,786,000	0.91	523,000			
Jonpol Inferred	7,521,000	0.76	183,000			
Total Indicated	116,745,000	0.89	3,335,000	4,859,000	4.05	632,000
Total Inferred	79,372,000	0.89	2,270,000	15,711,000	4.21	2,129,000

Incl. Gap

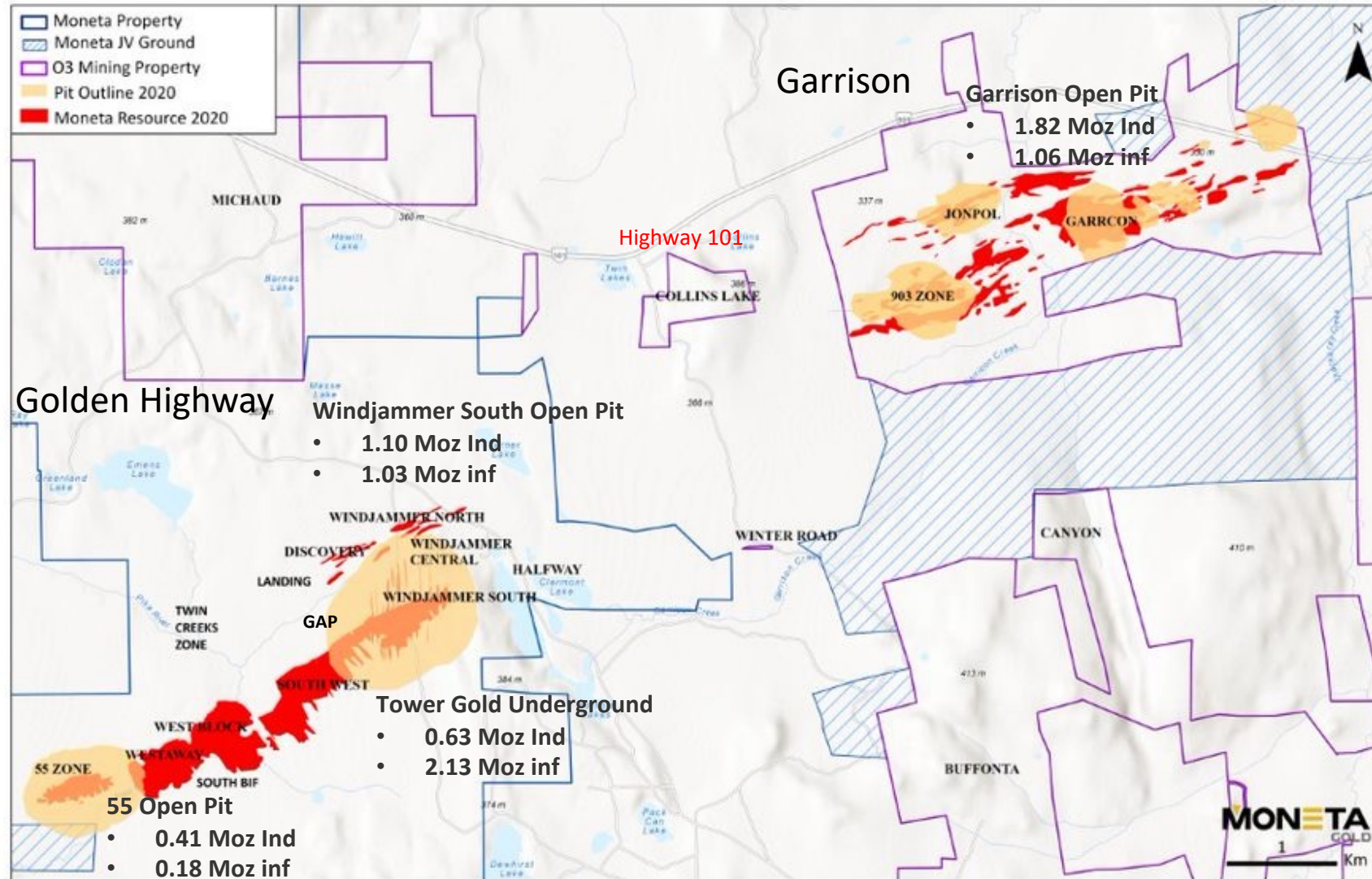
+ Halfway



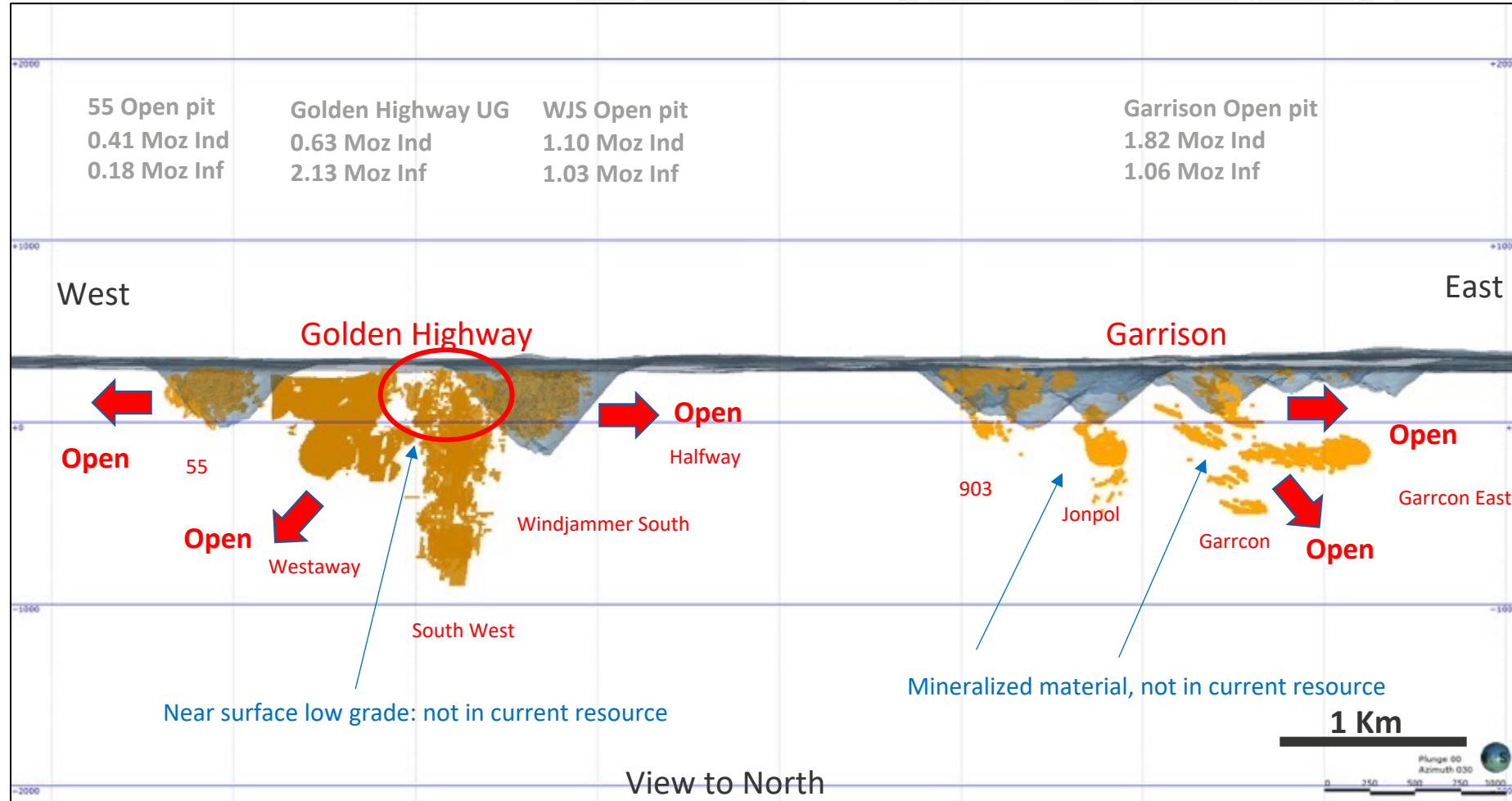
Resources to change

Reference - NI 43-101 report by Micon International Limited entitled "A Second Updated Mineral Resource Estimate and Preliminary Economic Assessment for the South West Deposit at the Golden Highway Project. Michaud and Garrison Townships, Black River - Matheson Area, Northeastern Ontario" dated: January 22, 2021; and NI 43-101 report by Ausenco Engineering Canada entitled "NI 43-101 Technical Report & Preliminary Economic Assessment of the Garrison Project" dated January 27th, 2020, with an effective date of November 25th, 2020.

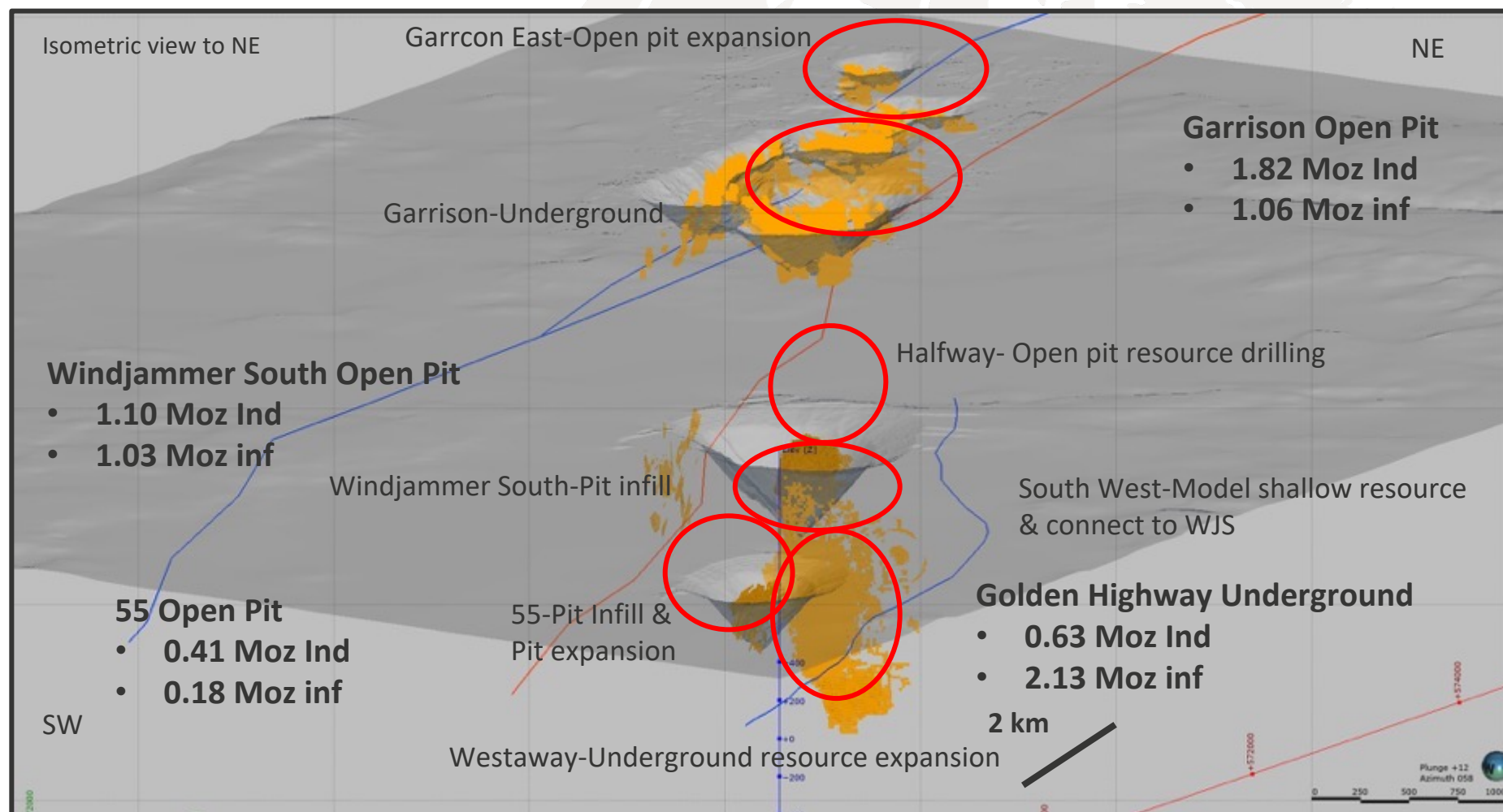
Tower Gold Project – Resource Areas



Tower Gold Project - Resource Long Section



Tower Gold Project - Expanding Resources: 2021 Drill Program



2021 Achievements Tower Gold Project

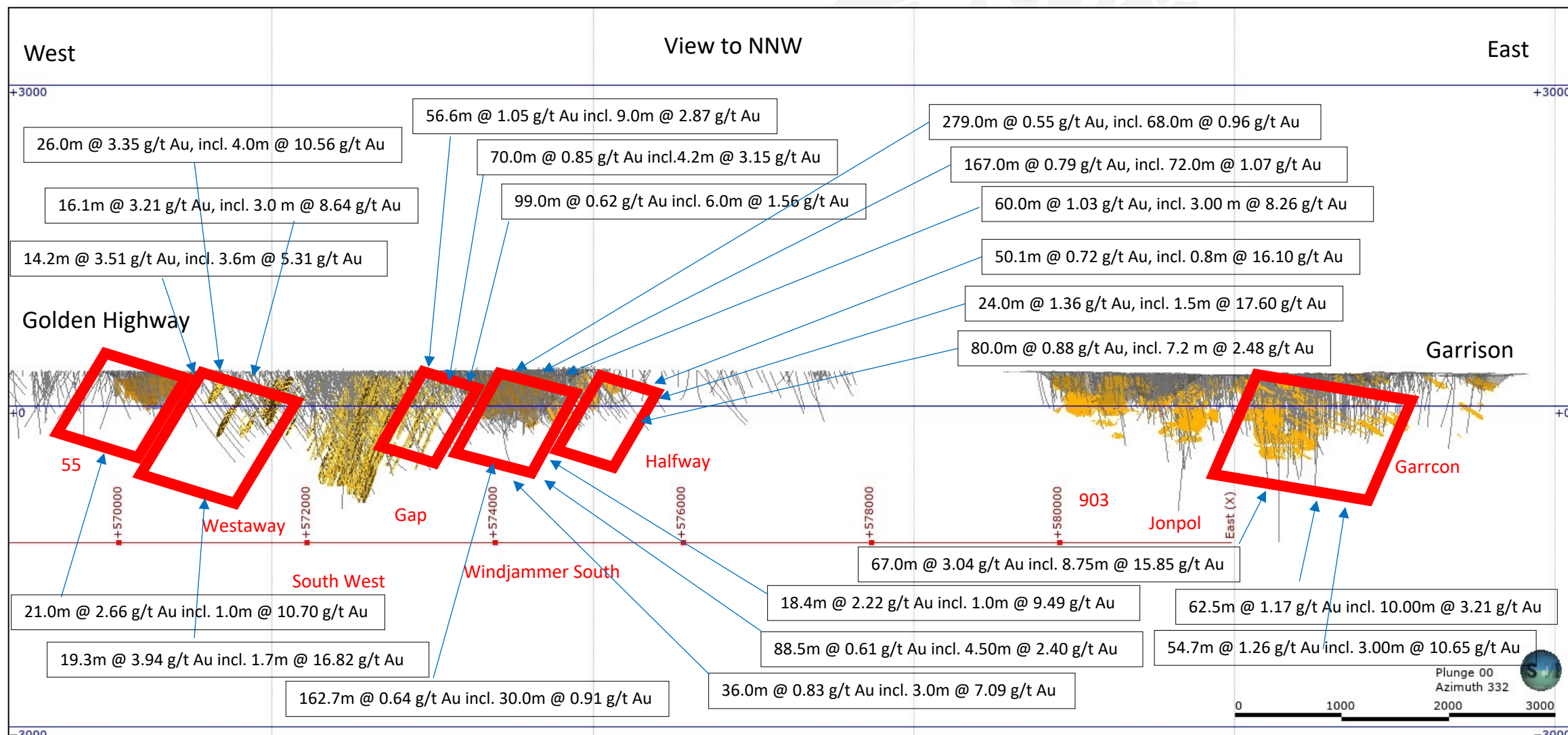
- ✓ District consolidation - completed Garrison acquisition
- ✓ Drill program completed 72,500 m (130 drill holes)
- ✓ Westaway underground resource extensions confirmed
- ✓ Modelling of South West near surface mineralization
- ✓ Infill Windjammer South open pit resource to north and south
 - ✓ Windjammer South and Windjammer Central
 - ✓ Reduce strip ratio and increase ounces (improve economics)
- ✓ Drill confirm Gap zone between Windjammer South & South West
- ✓ Drill test Halfway resource to east of Windjammer South
- ✓ Metallurgical test work (95.5% recovery)
- ✓ Infill and expand 55 open pit
- ✓ Expand Garrcon starter pits
- ✓ Test Garrison underground resources



Garrcon Open Pit



Tower Gold Project – 2021 Resource Expansion Drill Result Summary



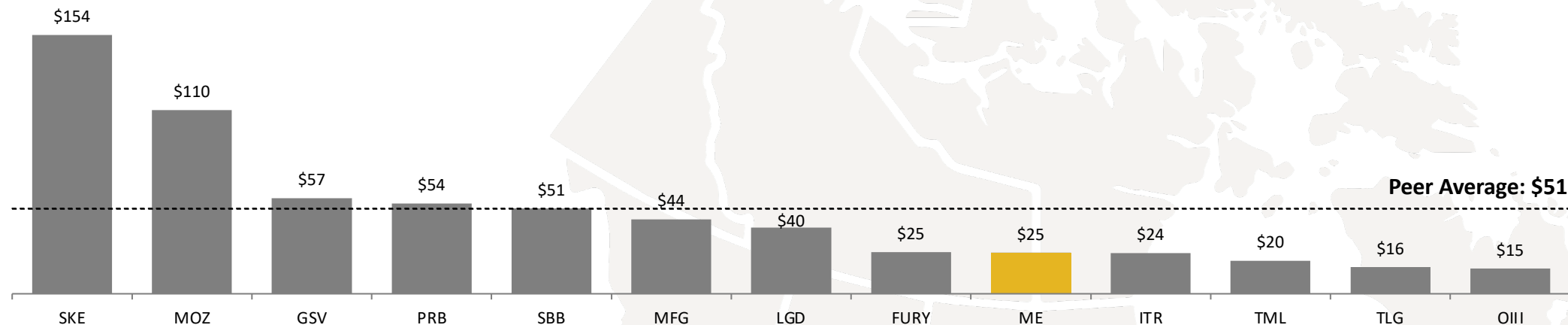
Plans & Objectives for 2022



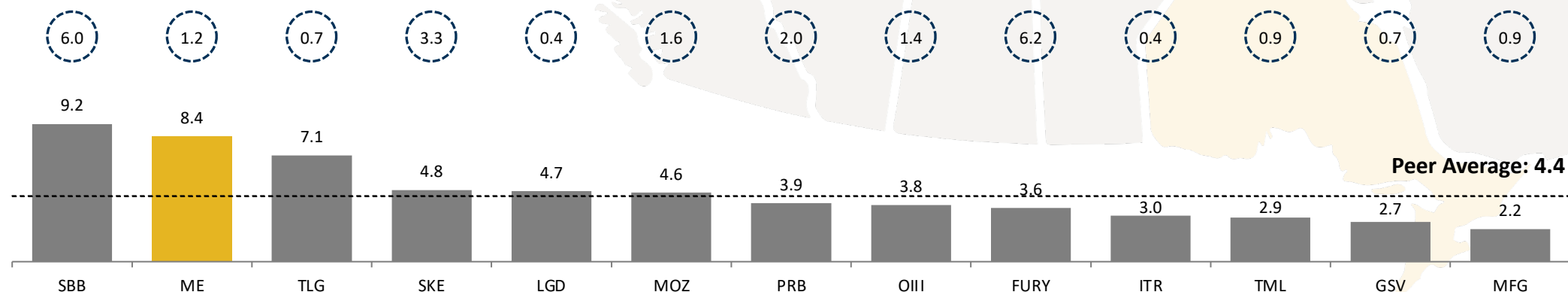
- Drill program: 70,000 m
- Focus on infill drilling and upgrading resources from inferred to indicated
- Geotechnical, hydrological studies
- Baseline environmental studies
- Community engagement
- Complete mineral resource update H1 2022
- Complete updated and expanded PEA H1 2022
- Commence PFS study
- Expand executive team for PFS and FS

Comparable Peer Valuations

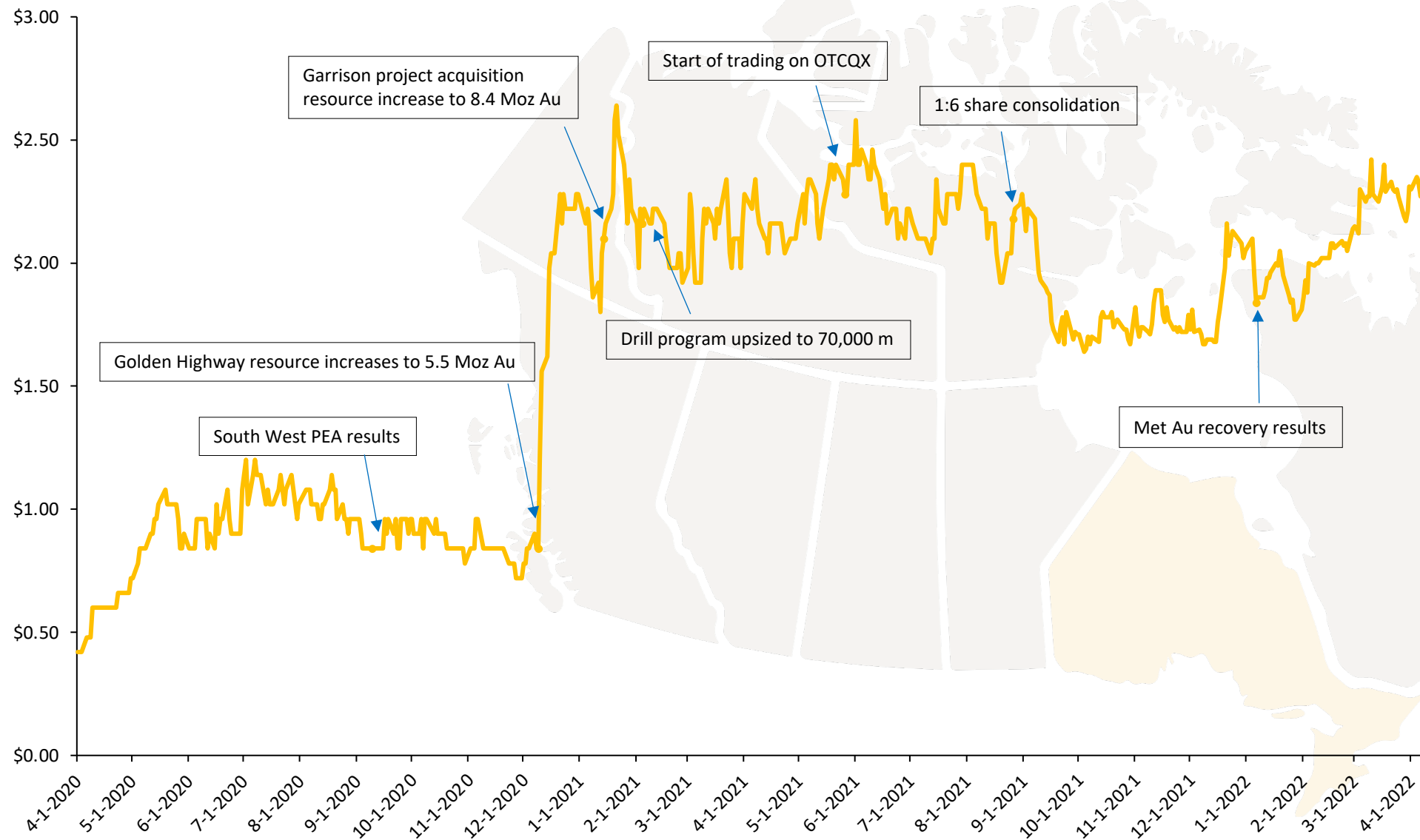
EV / Attributable Resource (US\$/oz Au)



Total Attributable Resource (Moz Au) and Average Grade (g/t Au)



Moneta Share Price Performance



Milestones & Future Catalysts



Moneta is well positioned and capitalized to advance the development of the Tower Gold project

2021



Expansion

District consolidation
Completed 72,500 m
drill program at Tower
Gold
Environmental
baseline study

H1-2022



Resource, PEA

Metallurgical test work
Mineral resource update
Expanded Preliminary
Economic Assessment
(PEA)

H2-2022



PFS

Resource upgrade drill
program
Commence Pre-
Feasibility Study (PFS)
Expansion of team to
lead PFS & FS

2023 +




PFS, FS

Completion of Pre-
Feasibility Study (PFS)
Completion of
Feasibility Study (FS)

Contact Information:

Linda Armstrong, Investor Relations

Email: larmstrong@monetagold.com 

Phone: 647.456.9223 