

EXCEPT WHERE NOTED, DATA AND RATINGS ARE AS OF DECEMBER 31, 2021

## STRONG BALANCE SHEET

### FINANCIAL STRENGTH<sup>1</sup>

Essent Guaranty, Inc.

MOODY'S:

**A3**

Essent Guaranty, Inc. & Essent Reinsurance Ltd.

AM BEST:

**A (Excellent)**

S&P:

**BBB+**

**↑21%**

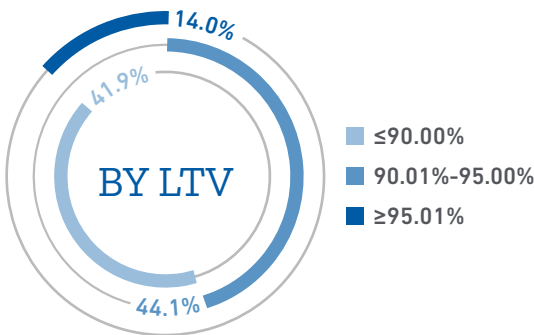
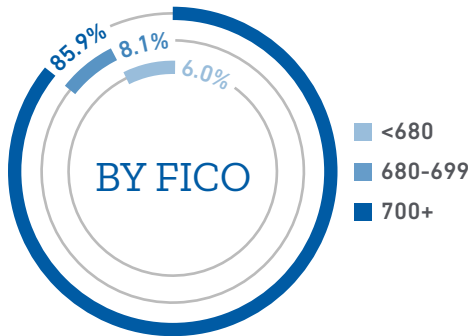
BVPS Compound Annual Growth Rate Since Going Public in 2013

Combined U.S. Risk-to-Capital<sup>2</sup>

**10.4:1**

## HIGH QUALITY INSURANCE PORTFOLIO

**\$207.2 BILLION**



## ROBUST REINSURANCE PROTECTION

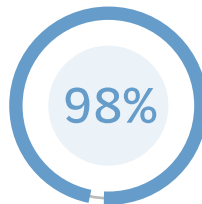
Access to Excess of Loss Reinsurance of

**\$2.7 BILLION**

Reinsurance Protection on **90%** OF INSURED PORTFOLIO

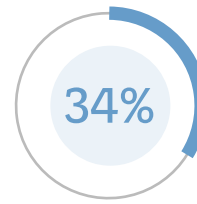
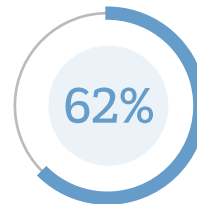
## INVESTMENTS AVAILABLE FOR SALE

Investment Grade Securities



Credit Rating of Aaa to Aa3<sup>3</sup>

U.S. Government & Agency Securities or Money Market Funds



Cash & Investments at Hold Cos.



## STRONG CAPITAL & LIQUIDITY

**\$4.2 BILLION**

Of GAAP Equity

**\$5.2 BILLION**

Consolidated Cash & Investments

**\$1.4 BILLION**

Excess U.S. PMIERS Capital

**\$1.0 BILLION**

Liquidity at Holding Companies & Undrawn Credit Facility Capacity

**\$709 MILLION**

Of Total Net Operating Cash Flow in 2021

**9% DEBT-TO-CAPITAL RATIO**

<sup>1</sup> For more information, visit "Ratings Definitions" in the Ratings section at moodys.com, the "Rating Methodologies" section at ambest.com and "Understanding Credit Ratings" at spratings.com.

<sup>2</sup> The combined U.S. risk-to-capital ratio equals the net risk in force of Essent Guaranty, Inc. and Essent Guaranty of PA, Inc. divided by the combined statutory capital of these U.S. insurance companies.

<sup>3</sup> Based on ratings issued by Moody's, if available. S&P or Fitch rating utilized if Moody's not available.