



INTERNATIONAL GENERAL
INSURANCE HOLDINGS LTD.

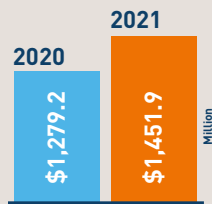
Annual Report 2021



FINANCIAL HIGHLIGHTS

TOTAL ASSETS

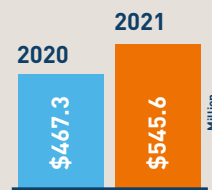
\$1.5b



+
13.5%

GROSS WRITTEN PREMIUMS

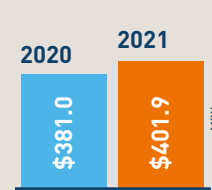
\$545.6m



+
16.8%

TOTAL EQUITY

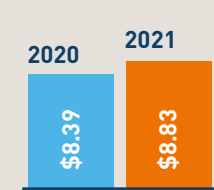
\$401.9m



+
5.5%

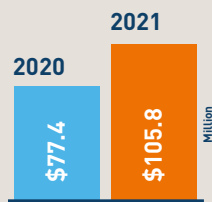
BOOK VALUE PER SHARE

\$8.83



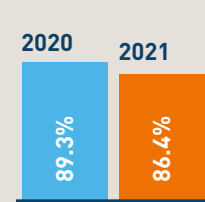
+
5.2%

NET UNDERWRITING RESULTS



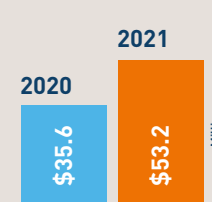
+
36.7%

COMBINED RATIO



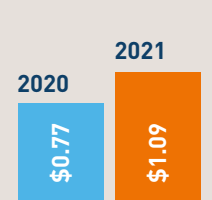
+
2.9bps
IMPROVEMENT

CORE OPERATING INCOME



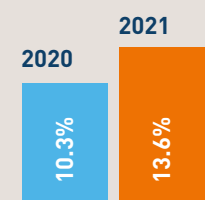
+
49.4%

CORE OPERATING EARNINGS PER SHARE



+
41.6%

CORE OPERATING RETURN ON AVERAGE EQUITY



+
3.3bps
IMPROVEMENT



CONTENTS

FINANCIAL HIGHLIGHTS	2
ABOUT US	4
LETTER FROM THE CHAIRMAN	7
THE PRESIDENT'S REPORT	8
SEC ANNUAL REPORT ON FORM 20F	13
BOARD OF DIRECTORS	285
SHAREHOLDER INFORMATION	286

FORWARD LOOKING STATEMENTS DISCLOSURE

This Annual Report 2021 contains certain statements that are "forward looking statements" within the meaning of Section 27A of the Securities Act of 1933, as amended, and Section 21E of the Securities Exchange Act of 1934, as amended. You should not place undue reliance on such statements because they are subject to numerous uncertainties and factors relating to IGI's operations and business environment, all of which are difficult to predict and many of which are beyond IGI's control. Forward-looking statements include information concerning IGI's possible or assumed future results of operations, including descriptions of our business strategy. These statements are often, but not always, made through the use of words or phrases such as "believe," "anticipate," "could," "may," "would," "should," "intend," "plan," "potential," "will," "expect," "believe," "continue," "strategy," "outlook" and similar expressions. Such statements are qualified by the inherent risks and uncertainties surrounding future expectations generally, and may differ materially from actual future experience. For a more detailed discussion of such risks and uncertainties, see IGI's annual report on Form 20-F for the year ended December 31, 2021, including those under "Risk Factors" therein, and in the Company's other filings with the SEC. IGI undertakes no obligation to release publicly any updates or revisions to any forward-looking statements to reflect any change in its expectations or any change in events, conditions, or circumstances on which any such statement is based.

ABOUT US

We are an international specialty insurance and reinsurance group, registered in Bermuda and listed on Nasdaq Capital Markets under the symbol "IGIC".

Established in 2001, we underwrite a diverse portfolio of specialty lines worldwide, adhering to a careful and disciplined underwriting strategy that is underpinned by deep technical expertise, strong client relationships, and an ability to quickly adapt to changing market conditions. We maintain our operational headquarters in Amman, Jordan with offices in London, Malta, Dubai, Casablanca, and Kuala Lumpur. With our strong market position in our core geographies, our focus is on delivering outstanding levels of service to our clients and brokers.

AT A GLANCE

IGI

International General Insurance Holdings Ltd. has grown significantly since it was founded in Amman, Jordan, in 2001, and the company began operations in 2002, writing Offshore and Onshore Energy, Property and Engineering business.

Our business

Established in 2001, we are an entrepreneurial business with a diversified risk portfolio of Energy, Property, General Aviation, Construction & Engineering, Ports & Terminals, Marine Cargo, Marine Trades, Contingency, Political Violence, Financial Institutions, General Third-Party Liability (Casualty), Legal Expenses, Professional Indemnity, D&O, Surety, Marine Liability, and Reinsurance Treaty Business.

We are truly international

Registered in Bermuda, we have our operational headquarters in Amman, Jordan, with offices in London, Malta, Dubai, Casablanca, and Kuala Lumpur and we have a well established reputation for delivering outstanding levels of service to our clients and brokers.

An entrepreneurial success story

In 2021, we increased our gross written premiums by more than 16% and our profit for the year by more than 60% to \$43.6. At year end, our assets were close to \$1.5 billion.

A AM Best
Stable
Outlook

A- S&P
Stable
Outlook

“When we reflect on our significant achievements over the past 20 years, I would be remiss if I did not express my deep gratitude to the people of IGI whose consistent focus and dedication... has always been the core of our success.”

Wasef S. Jabsheh



OFFICE LOCATIONS

1. BERMUDA

44 Church Street
Hamilton HM 12 Bermuda

2. CASABLANCA

32-42, Bd Abdelmoumen
Residence Walili 25
4th Floor P.O. Box 20000
Casablanca Morocco

3. LONDON

15-18 Lime Street
London EC3M 7AN England

4. MALTA

3rd Floor - Development House
St. Anne Street Floriana
FRN 9010 Malta

5. AMMAN

74 Abdel Hamid Sharaf St.
P.O. Box 941428
Amman 11194 Jordan

6. DUBAI

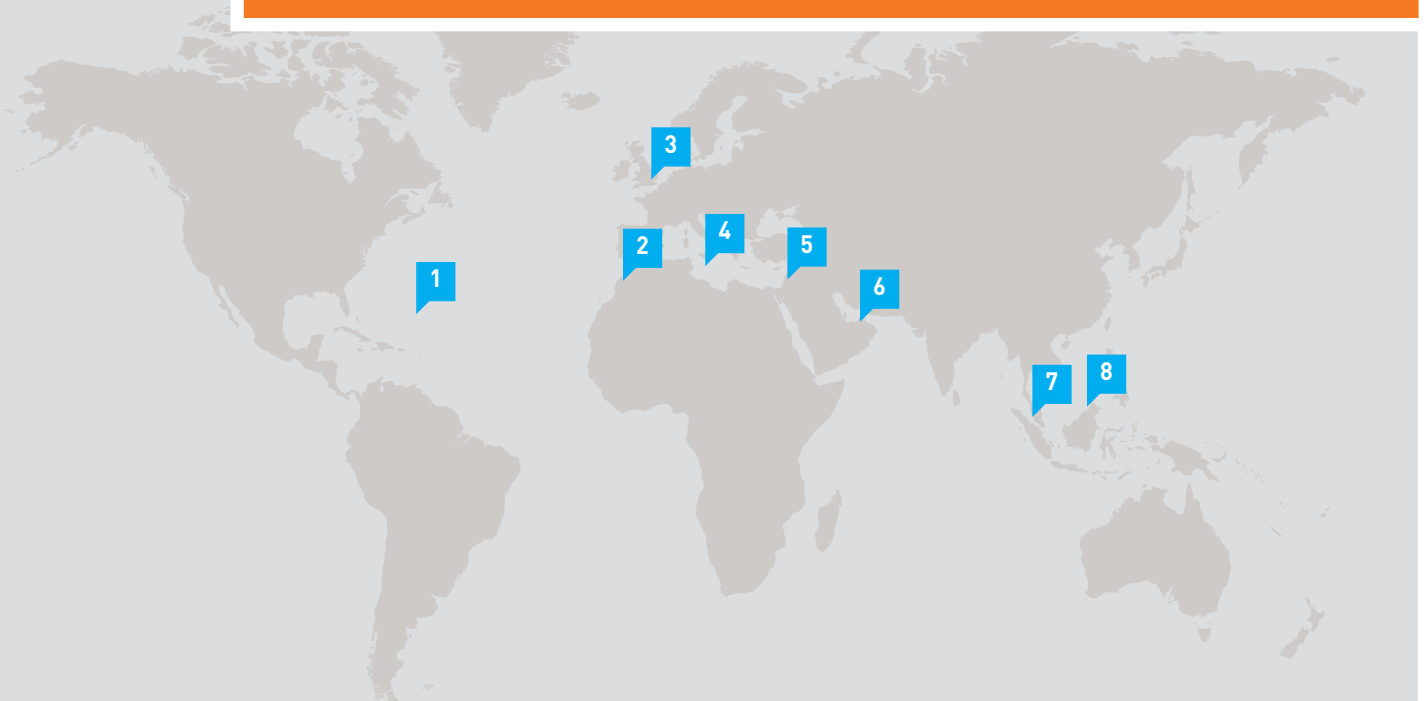
Office 606, Level 6, Tower 1
Al Fattan Currency House
Dubai International
Financial Centre
P.O. Box 506646, Dubai
United Arab Emirates

7. KUALA LUMPUR

29th Floor, Menara TA One
Jalan P Ramlee 50250
Kuala Lumpur Malaysia

8. LABUAN

Level 1, LOT 7, Block F
Saguking Commercial Building
Jalan Patau – Patau
87000 Labuan Malaysia



“We’ve come a long way since 2001, but our philosophy and our commitment remain unchanged. I am deeply proud of the steadfast commitment of our people and what we have achieved over the past two decades.”



LETTER FROM THE CHAIRMAN

To My Fellow Shareholders

2021 marked an important milestone for IGI as we celebrated 20 years in business and I am pleased to report that we ended the year with record underwriting results leading to a record level of profit. We continued the successful buildout of our business, creating growth opportunities with new lines of business and further expansion into Europe with our new subsidiary in Malta.



Wasef S Jabsheh,
Chairman & CEO

We've come a long way since 2001, but our philosophy and our commitment remain unchanged. I am deeply proud of the steadfast commitment of our people and what we have achieved over the past two decades. Through determination, focus and much hard work, we have built a strong and lasting foundation that will serve IGI well for the future. We are now more than 300 people across 6 offices, writing more than 20 specialty lines of business in every major market worldwide, with shareholder capital in excess of \$400 million.

We have grown our Company organically since inception, evolving and expanding our products, markets and the territories in which we operate while always being mindful to preserve our vision and our values. We have created a company that is solid and lasting, technically-adept, service-oriented, and a fair partner to our clients, shareholders and other stakeholders.

As we chart our course for the next twenty years, we do so in the knowledge that our strategy, the way we do business, and the values that our people live by, are the right ones. Our corporate character is one of innovation and constantly striving for improvement, being respectful of each other, and responsible stewards to our partners, clients and shareholders.

Our structure allows us to be efficient and decisive. We have a thoughtful, balanced and responsible approach to growth, and this has been consistent throughout our history. We have demonstrated our ability to manage the cycle and the inherent volatility of our business. We know our markets well, but most importantly we understand our capabilities and the experience and expertise that we have.

Our results in 2021 clearly show that our strategy is working. We grew our gross premiums by more than 16% in 2021 following the roughly 34% growth in 2020, and we have now comfortably crossed the half a billion-dollar threshold. We generated a core operating return on average equity of 13.6% for the year with a combined ratio of 86.4%. And we grew our book value per share by more than 5% in 2021, and by more than 19% in the seven quarters of reporting as a public company.

We're already well into the first half of 2022. The road ahead is likely to have many twists and turns not just for IGI but our industry as a whole as we face the increasing pressures of climate change, inflation, and political uncertainty, among others. The ongoing Russia-Ukraine conflict is still unfolding as I write to you, and the longer-term impacts are yet to be fully understood. What is clear is that the world around us is becoming increasingly complex and risky. At IGI, we will continue to be a trusted and reliable partner for all our stakeholders. As we have in the past, we will rise to the challenges with the same dedication and commitment to growing a quality franchise.

When we reflect on our significant achievements over the past 20 years, I would be remiss if I did not express my deep gratitude to the people of IGI whose consistent focus and dedication to IGI has always been at the core of our success.

On behalf of my fellow Directors, to our brokers, our clients, shareholders and all our stakeholders, thank you for your continued support of IGI.

Wasef S Jabsheh,
Chairman & CEO

THE PRESIDENT'S REPORT

2021 was an exceptional year for our Company as we marked our 20th year in business with record results across key financial measures. We finished the year in a strong position, making steady progress in all areas of our business.

I am particularly proud of our collective performance and the dedication of our people throughout 2021. We maintained our focus, continuing to provide high-quality service to our clients while growing our business in what are ever-changing market conditions.

We have always prided ourselves on our ability to navigate shifting markets and respond quickly and decisively. 2021 was no different. The year saw increased frequency and severity of natural catastrophe activity in addition to the continued disruption caused by the COVID-19 pandemic. And today, as we watch the Ukraine-Russia conflict unfold in live time, we are again witnessing first-hand the increasing complexity and uncertainty of the world we are living in. Our operational structure, technical expertise and deep understanding of our markets allow us to adapt efficiently and effectively to changing environments and find opportunities to provide valued service to our clients.

This dynamic and transparent approach to growth and further diversification has underpinned our corporate strategy for the past two decades and it continues to do so today. We are very much a technical underwriting business and our philosophy on capital allocation remains "underwriting first", as that is where we believe we can achieve the best returns and add the most value. Ours has long been a performance-based culture and this has driven our 20-year track record of success that is illustrated in our financial results.

IGI is a growth company. We have grown organically since inception and with the ideal market conditions of the past two years, our premiums have grown by 56% to comfortably cross the half a billion-dollar threshold. This is a long way from the \$10 million in gross premiums we wrote in our first year. Our philosophy is to grow when conditions warrant it and pull back when they don't. It is a simple strategy, with our focus always on risk-adjusted profitability first. We have a thoughtful, balanced and responsible approach to growth, the amount of risk we take, and the inherent volatility of the business we write.

To support our growth, we have added significantly to our teams across our six offices. We are well-seasoned professionals who are rich in experience and expertise. We understand our exposures, and more importantly we understand our capabilities. We work as a cohesive team with a single "hub" approach.

As we continue to grow and expand, we are mindful to preserve this unique combination of qualities that have helped drive our success: our open and transparent communication, flat operating structure, and our technically-adept and dynamic spirit.

Our purpose is clear: to provide peace of mind in times of uncertainty. And this is supported by our vision to be a reliable and trusted partner to:

- Our Clients through a responsive underwriting and claims service underpinned by capital strength and management stability
- Our Shareholders by generating sustainable, long-term value through active management of the business cycle
- Our People by creating a diverse and inclusive workplace that inspires and empowers our employees to strive for innovation and improvement
- Our Communities by instilling a spirit of giving and community support

We are grateful for the on-going support of our shareholders – some who have supported us for many years, and the new shareholders who supported our transition to a U.S. publicly traded company in March 2020. For the 2021 full year, our Board continued our long history of shareholder returns, paying a dividend totaling 40 percent of our net profit, representing a yield of 4.5%. We will continue to be responsible stewards of shareholder capital, while building on the strong foundations of the past 20 years.

FINANCIAL RESULTS

We produced another set of strong financials in 2021, reporting record results on a number of measures. Broadly speaking, our markets



Waleed Jabsheh,
President

held up well and we moved quickly to take advantage of improving rates and conditions, building out our underwriting teams, entering new lines of business, and further solidifying our presence in key territories.

Book value per share increased sequentially in every quarter of 2021, ending at \$8.83 for the full year 2021, representing growth of 5.2% from year end 2020 and 19.2% for the seven quarters since we became a public company. Growth in book value per share is our most important measure, as increases over time are a key indicator of long-term shareholder value creation.

We reported record core operating income of \$53.2 million, representing an increase of 49.4% over the full year 2020. On a per share basis, core operating income increased 41.5%. Return on average shareholders' equity was 11.1% and core operating return on average shareholders' equity was 13.6%.

During 2021, we grew our underwriting portfolio significantly by \$78.3 million to \$545.6 million, an increase of 16.8% over the prior year, which itself saw significant growth. So in total, we have grown our business by 56.2% over the past two years. We generated our highest-ever underwriting profit, with \$105.8 million in net underwriting income, representing an increase of 36.7% over 2020. Our combined ratio for the full year 2021 was a healthy 86.4%, representing a 2.9-point improvement on 2020.

We saw growth in each of our three business segments - short-tail, long-tail, and reinsurance, while maintaining an appropriate and careful balance between short and long-tail risks. Having historically been a short-tail underwriter, we expect this segment will always represent the largest piece of our business. And in our long-tail segment, where we don't write U.S. business, our business typically has an average tail of four to seven years, much shorter than is typically seen in U.S. casualty business. We continue to utilize reinsurance opportunistically as a means of managing volatility and preserving capital.

We continued to grow our balance sheet during 2021 without taking on any financial leverage. Total assets increased 13.5% to just short of \$1.5 billion, total invested assets and cash were up 17.9% to \$914.3 million, and shareholders' equity ended up 5.5% at \$401.9 million.

Our investment portfolio remains defensively positioned with 97.7% of invested assets in fixed income securities held in investment grade of BBB and above, of which 58.1% has an average credit rating of "A" or above and an average duration of 4.7 years. During 2022, we will continue to look for opportunities to generate income from higher yields on fixed income securities while maintaining our low risk profile.

As current market opportunities persist, which we believe they will throughout 2022, we will continue to use our capital to grow our business with the emphasis on maximising the overall profitability profile of IGI.

OPERATIONAL RESILIENCE

The challenges that began in 2020 with remote working continued throughout 2021 as we faced prolonged disruption and fallout from the COVID-19 pandemic. This hasn't been an easy time for anyone, and we are only now beginning to see more regularity in working in office and holding face-to-face meetings. I am particularly proud of the ability of all our teams to stay focused, and to remain committed and determined under varying conditions and restrictions across our offices.



THE PRESIDENT'S REPORT - continued

To support and service our growth, we took a number of steps during 2021 and this is continuing in 2022:

- We added more than 30 people across our underwriting teams and operations;
- We have made a number of internal transfers between offices to further enhance our product offerings across our markets;
- Led by a newly created role of Chief Technology Officer, we have made significant investments in technology to consolidate and enhance our systems to continue to improve efficiency and transition to more centralized data management;
- We opened a European subsidiary in Malta to provide direct access to business across the European Union; and
- We expect to open an office in Bermuda during 2022 and will build out a Bermuda-based team.

More broadly, we continued to work collectively across our platforms, leveraging our long-standing relationships globally to service our customers providing niche products backed by our solid balance sheet and experienced management team. And we further enhanced our governance structure, specifically internal controls, compliance and other measures across the Company.

OUTLOOK FOR 2022

There are a number of challenges facing our industry today, not least among them climate change, inflationary pressures, and political instability. With all challenges come opportunities, and the demand for security, risk protection, and peace of mind continues to increase. We take this responsibility seriously.

In the near term, we expect opportunities for growth in many of our markets but most significantly in the U.S. where we are focusing only on short-tail business - primarily property and energy, and in Europe. In the Middle East and Asia, where there is slow but growing demand for financial and professional lines coverages, we have expanded our capabilities on the ground. We also expect to see further demand for contingency and political violence coverages.

There are increasing signs of price stabilization in the lines of business that IGI writes, although this varies widely by line of business and territory. As we grow, we will remain focused on doing so prudently and profitably while maintaining the same measured and methodical approach to risk selection and pricing that we always have, and servicing our clients' growing needs with efficiency, transparency and intelligence.

CORPORATE RESPONSIBILITY

IGI's commitment to corporate and social responsibility has always been a central part of who we are. We take this commitment seriously and it is embedded in our values and frames our corporate character. During 2021, we further refined and advanced our corporate citizenship programmes, and began the transition to a more fulsome environmental, social and governance (ESG) strategy.

During the year, we continued to invest in our communities, supporting charitable causes that align with our values - education, health, and the arts among them. Notably, we renewed our commitment to The Hana Project, a research programme at the Department of Neurological Science at the University of California, San Francisco School of Medicine focused exclusively on the development of improved therapies for glioblastoma patients. Other initiatives included our support of the Promise Welfare Society, whose mandate is to educate underprivileged children across Jordan, as well as the Amman-based "Recycle Art Festival". In London, we continued our long-time support of Haven House Children's Hospice, which serves families in large areas northeast of central London, and PalMusic UK which, through the Edward Said National Conservatory, provides musical education to and promotes young Palestinian musicians.



Our support and how we give is often financial, but we also encourage our people to provide in-person assistance where needed, always with the goal of making a positive impact for our colleagues, clients, communities, and our planet. I am proud of the ongoing commitment of our teams in demonstrating their compassion to their communities.

Diversity and Inclusion continues to be a critical focus at IGI, where our people are spread across many countries and cultures. We are a diverse group of people at IGI and we embrace our differences by focusing on mutual respect, inclusion and empowerment.

Among our many initiatives, we continued to support the Lloyd's of London "Dive In Festival" promoting diversity and inclusion in insurance for the fourth consecutive year with an event that celebrated female empowerment. We teamed up with renowned Jordanian/Palestinian filmmaker, Najwa Najjar, to discuss the challenges faced during her career and her path to becoming a successful director in a male-dominated industry, in line with the 2021 Dive In theme 'active allyship'. And it is with great pride that we have been designated the country lead for future "Dive In" events in Jordan.

OUR THANKS

Our success depends entirely on the support we receive from our shareholders and other stakeholders, but most importantly from our own people. It is the people of IGI who have defined our success over the past two decades and it is our people who will determine our success in future decades. I am very proud of their contributions, their loyalty and their continued resilience. Our relationships with each other and with our many stakeholders is what is at the heart of our value proposition.

Together, we face the remainder of 2022 and beyond with a combination of confidence and excitement, and a commitment to continuing the record that we have built at IGI.

Waleed Jabsheh,
President



"It is the people of IGI who have defined our success over the past two decades and it is our people who will determine our success in future decades."



“Together, we face the remainder of 2022 and beyond with a combination of confidence and excitement, and a commitment to continuing the record that we have built at IGI.”

**UNITED STATES
SECURITIES AND EXCHANGE COMMISSION
WASHINGTON, D.C. 20549**

FORM 20-F

(Mark One)

**REGISTRATION STATEMENT PURSUANT TO SECTION 12(b) OR (g) OF
THE SECURITIES EXCHANGE ACT OF 1934**

OR

**ANNUAL REPORT PURSUANT TO SECTION 13 OR 15(d) OF
THE SECURITIES EXCHANGE ACT OF 1934**

For the fiscal year ended December 31, 2021

OR

**TRANSITION REPORT PURSUANT TO SECTION 13 OR 15(d) OF
THE SECURITIES EXCHANGE ACT OF 1934**

OR

**SHELL COMPANY REPORT PURSUANT TO SECTION 13 OR 15(d) OF
THE SECURITIES EXCHANGE ACT OF 1934**

Date of event requiring this shell company report:

Commission File Number: 001-39255

International General Insurance Holdings Ltd

(Exact name of Registrant as specified in its charter)

Not applicable

Bermuda

(Translation of Registrant's name into English)

(Jurisdiction of incorporation or organization)

74 Abdel Hamid Sharaf Street, P.O. Box 941428, Amman 11194, Jordan
+962 6 562 2009

(Address of principal executive offices)

Rawan Alsulaiman

74 Abdel Hamid Sharaf Street, P.O. Box 941428, Amman 11194, Jordan
+962 6 562 2009

Rawan.Alsulaiman@iginsure.com

(Name, Telephone, Email and/or Facsimile number and Address of Company Contact Person)

Securities registered or to be registered pursuant to Section 12(b) of the Act:

<u>Title of each class</u>	<u>Trading Symbol(s)</u>	<u>Name of each exchange on which registered</u>
Common shares, \$0.01 par value per share	IGIC	The Nasdaq Stock Market LLC
Warrants to purchase common shares	IGICW	The Nasdaq Stock Market LLC

Securities registered or to be registered pursuant to Section 12(g) of the Act: None

Securities for which there is a reporting obligation pursuant to Section 15(d) of the Act: None

Indicate the number of outstanding shares of each of the issuer's classes of capital or common stock as of the close of the period covered by the annual report: 48,880,441

Indicate by check mark if the registrant is a well-known seasoned issuer, as defined in Rule 405 of the Securities Act. Yes No

If this report is an annual or transition report, indicate by check mark if the registrant is not required to file reports pursuant to Section 13 or 15(d) of the Securities Exchange Act of 1934. Yes No

Note — Checking the box above will not relieve any registrant required to file reports pursuant to Section 13 or 15(d) of the Securities Exchange Act of 1934 from their obligations under those Sections.

Indicate by check mark whether the registrant: (1) has filed all reports required to be filed by Section 13 or 15(d) of the Securities Exchange Act of 1934 during the preceding 12 months (or for such shorter period that the registrant was required to file such reports), and (2) has been subject to such filing requirements for the past 90 days. Yes No

Indicate by check mark whether the registrant has submitted electronically every Interactive Data File required to be submitted pursuant to Rule 405 of Regulation S-T (§232.405 of this chapter) during the preceding 12 months (or for such shorter period that the registrant was required to submit such files). Yes No

Indicate by check mark whether the registrant is a large accelerated filer, an accelerated filer, a non-accelerated filer, or an emerging growth company. See definition of "accelerated filer," "large accelerated filer," and "emerging growth company" in Rule 12b-2 of the Exchange Act. (Check one):

Large accelerated filer Accelerated filer Non-accelerated filer
Emerging growth company

If an emerging growth company that prepares its financial statements in accordance with U.S. GAAP, indicate by check mark if the registrant has elected not to use the extended transition period for complying with any new or revised financial accounting standards[†] provided pursuant to Section 13(a) of the Exchange Act.

Indicate by check mark whether the registrant has filed a report on and attestation to its management's assessment of the effectiveness of its internal control over financial reporting under Section 404(b) of the Sarbanes-Oxley Act (15 U.S.C. 7262(b)) by the registered public accounting firm that prepared or issued its audit report.

Indicate by check mark which basis of accounting the registrant has used to prepare the financial statements included in this filing:

U.S. GAAP International Financial Reporting Standards as issued by the International Accounting Standards Board Other

If "Other" has been checked in response to the previous question indicate by check mark which financial statement item the registrant has elected to follow. Item 17 Item 18

If this is an annual report, indicate by check mark whether the registrant is a shell company (as defined in Rule 12b-2 of the Exchange Act). Yes No

[†] The term "new or revised financial accounting standard" refers to any update issued by the Financial Accounting Standards Board to its Accounting Standards Codification after April 5, 2012.

INTERNATIONAL GENERAL INSURANCE HOLDINGS LTD.

TABLE OF CONTENTS

	<u>Page</u>
FORWARD-LOOKING STATEMENTS	ii
IMPORTANT INFORMATION ABOUT IFRS AND NON-IFRS FINANCIAL MEASURES	iii
FREQUENTLY USED TERMS	iv
PART I	1
Item 1. Identity of Directors, Senior Management and Advisers	1
Item 2. Offer Statistics and Expected Timetable.	1
Item 3. Key Information	1
Item 4. Information on the Company	50
Item 4A. Unresolved Staff Comments	82
Item 5. Operating and Financial Review and Prospects	82
Item 6. Directors, Senior Management and Employees	127
Item 7. Major Shareholders and Related Party Transactions	137
Item 8. Financial Information	145
Item 9. The Offer and Listing	145
Item 10. Additional Information	146
Item 11. Quantitative and Qualitative Disclosures about Market Risks	164
Item 12. Description of Securities other than Equity Securities	169
PART II	170
Item 13. Defaults, Dividend Arrearages and Delinquencies	170
Item 14. Material Modifications to the Rights of Security Holders and Use of Proceeds	170
Item 15. Controls and Procedures	170
Item 16A. Audit Committee Financial Expert	171
Item 16B. Code of Ethics	171
Item 16C. Principal Accountant Fees and Services	172
Item 16D. Exemptions from the Listing Standards for Audit Committees	172
Item 16E. Purchases of Equity Securities by the Issuer and Affiliated Purchasers	172
Item 16F. Change in Registrant's Certifying Accountant	172
Item 16G. Corporate Governance	173
Item 16H. Mine Safety Disclosure	173
Item 16I. Disclosure Regarding Foreign Jurisdictions that Prevent Inspections	173
PART III	174
Item 17. Financial Statements	174
Item 18. Financial Statements	174
Item 19. Exhibits	174

FORWARD-LOOKING STATEMENTS

Some of the statements in this annual report on Form 20-F (this “annual report”) of International General Insurance Holdings Ltd., a Bermuda exempted company (“we,” “IGI” or the “Company”), constitute forward-looking statements that do not directly or exclusively relate to historical facts. You should not place undue reliance on such statements because they are subject to numerous uncertainties and factors relating to our operations and business environment, all of which are difficult to predict and many of which are beyond our control. Forward-looking statements include information concerning our possible or assumed future results of operations, including descriptions of our business strategy. These statements are often, but not always, made through the use of words or phrases such as ability,” “anticipate,” “believe,” “budget,” “can,” “contemplate,” “continue,” “could,” “design,” “estimate,” “expect,” “forecast,” “hope,” “impact,” “intend,” “may,” “outlook,” “plan,” “positioned,” “potential,” “predict,” “project,” “seek,” “should,” “strategy,” “target,” “value,” “will,” “would” and similar expressions. You should read statements that contain these words carefully because they:

- discuss future expectations;
- contain projections of future results of operations or financial condition; or
- state other “forward-looking” information.

All such forward-looking statements involve estimates and assumptions that are subject to risks, uncertainties and other factors that could cause actual results to differ materially from the results expressed in the statements. We believe it is important to communicate our expectations to our security holders. However, there may be events in the future that we are not able to predict accurately or over which they have no control. The risk factors and cautionary language discussed in this annual report provide examples of risks, uncertainties and events that may cause actual results to differ materially from the expectations described by us in such forward-looking statements, including among other things:

- changes adversely affecting the insurance and reinsurance industries;
- our ability to achieve our business strategies or to manage our growth;
- general economic conditions;
- the effects of the coronavirus (“COVID-19”) on the global economy, on the global financial markets and on our business, financial condition, liquidity and results of operations;
- our ability to maintain the listing of our securities on the Nasdaq Capital Market (“Nasdaq”);
- our ability to retain our key employees; and
- the outcome of any legal proceedings or arbitrations that may be instituted against us or in which we may be involved.

These and other factors are more fully discussed in the “Risk Factors” section and elsewhere in this annual report. These risks could cause actual results to differ materially from those implied by the forward-looking statements contained in this annual report.

All forward-looking statements included herein attributable to us or any person acting on our behalf are expressly qualified in their entirety by the cautionary statements contained or referred to in this section. Except to the extent required by applicable laws and regulations, we undertake no obligation to update these forward-looking statements to reflect events or circumstances after the date of this annual report or to reflect the occurrence of unanticipated events.

IMPORTANT INFORMATION ABOUT IFRS AND NON-IFRS FINANCIAL MEASURES

Our financial statements are prepared in accordance with International Financial Reporting Standards as issued by the International Accounting Standards Board (referred to in this annual report as “IFRS”). We refer in various places within this annual report to core operating income, core operating return on average equity, and tangible book value per diluted common share and accumulated dividends, which are non-IFRS measures that are more fully explained in “*Operating and Financial Review and Prospects*.” The presentation of this non-IFRS information is not meant to be considered in isolation or as a substitute for our consolidated financial results prepared in accordance with IFRS.

FREQUENTLY USED TERMS

As used in this annual report, unless the context otherwise requires or indicates, references to “we,” “us,” “our,” “IGI,” the “Group” and the “Company,” refer to International General Insurance Holdings Ltd., a Bermuda exempted company, and its consolidated subsidiaries subsequent to the Business Combination and references to “IGI Dubai” refer to our wholly owned subsidiary International General Insurance Holdings Limited, a company organized under the laws of the Dubai International Financial Center, on a stand-alone basis.

In this annual report:

“2020 Plan” means the 2020 Omnibus Incentive Plan of the Company.

“Amended and Restated Bye-laws” means the amended and restated bye-laws of the Company.

“Business Combination Agreement” means the Business Combination Agreement, dated as of October 10, 2019, as amended, by and among Tiberius, IGI Dubai, the Purchaser Representative, the Seller Representative and, pursuant to a joinder thereto, the Company and Merger Sub.

“Business Combination” means the Merger, the Share Exchange and the other transactions contemplated by the Business Combination Agreement that were completed on March 17, 2020.

“Cash Consideration” means an aggregate of \$80.0 million paid to the Sellers in connection with the Share Exchange.

“Closing” means the closing of the Business Combination on March 17, 2020.

“Code” means the Internal Revenue Code of 1986, as amended.

“Companies Act” means the Companies Act of 1981 of Bermuda, as amended.

“Company” or “IGI” or “Group” means International General Insurance Holdings Ltd., a Bermuda exempted company, which became the parent company of Tiberius and IGI Dubai as a result of the Business Combination.

“Equity Consideration” means common shares of the Company issued to the Sellers equal in value to the Transaction Consideration minus the Cash Consideration.

“Exchange Act” means the U.S. Securities Exchange Act of 1934, as amended.

“Exchange Shares” means common shares of the Company equal in value to the total Transaction Consideration less \$80.0 million of Cash Consideration issued to former shareholders of IGI Dubai in exchange for their IGI Dubai shares.

“IFRS” refers to International Financial Reporting Standards as issued by the International Accounting Standards Board (“IASB”).

“IGI Dubai” means International General Insurance Holdings Ltd., a company organized under the laws of the Dubai International Financial Center, which became a subsidiary of the Company as a result of the Business Combination.

“IGI Europe” means International General Insurance Company (Europe) S.A.

“IGI UK” means International General Insurance Company (UK) Limited.

“Insurance Act” means the Insurance Act of 1978 of Bermuda, as amended, and related rules and regulations.

“IRS” means the Internal Revenue Service of the United States.

“Jabsheh Director” means a director appointed by Wasef Jabsheh in accordance with the Amended and Restated Bye-laws.

“Jabsheh Family” means members of Wasef Jabsheh’s immediate family and/or natural lineal descendants of Wasef Jabsheh or a trust or other similar entity established for the exclusive benefit of Wasef Jabsheh and his immediate family and natural lineal descendants.

“Labuan Branch” means the Labuan Branch of International General Insurance Co. Ltd.

“Merger” means the merger of Merger Sub with and into Tiberius, with Tiberius surviving such merger.

“Merger Sub” means Tiberius Merger Sub, Inc., a Delaware corporation and a wholly owned subsidiary of the Company that merged with and into Tiberius as part of the Business Combination.

“Nasdaq” means the Nasdaq Capital Market.

“Non-Competition Agreement” means the Non-Competition and Non-Solicitation Agreement, dated October 10, 2019, among Wasef Jabsheh, Tiberius and, pursuant to a joinder thereto, the Company.

“Ominvest” means Oman International Development & Investment Company SAOG.

“private warrants” means 4,500,000 warrants of the Company issued in exchange for 4,500,000 Tiberius private warrants at the closing of the Business Combination.

“Purchaser Representative” means Lagniappe Ventures LLC, a Delaware limited liability company.

“Registration Rights Agreement” means the registration rights agreement, dated as of March 17, 2020, by and among the Company, the Purchaser Representative, and the Sellers party thereto as “Investors” thereunder.

“Sarbanes-Oxley Act” means the U.S. Sarbanes-Oxley Act, as amended.

“SEC” means the U.S. Securities and Exchange Commission.

“Securities Act” means the U.S. Securities Act of 1933, as amended.

“Sellers” means the shareholders of IGI who are parties to the Share Exchange Agreements.

“Seller Representative” means Wasef Jabsheh, who executed the Business Combination Agreement in his capacity as the representative of the Sellers.

“Share Exchange” means the exchange of all of the share capital of IGI Dubai as part of the Business Combination for a combination of our common shares and aggregate cash consideration of \$80.0 million.

“Share Exchange Agreements” means the Share Exchange Agreements, dated October 10, 2019 or otherwise prior to the Closing, by and among the holders of all of the outstanding share capital of IGI Dubai, Tiberius and the Seller Representative and, pursuant to a joinder thereto, the Company.

“Sponsor” means Lagniappe Ventures LLC, a Delaware limited liability company.

“Sponsor Share Letter” means the letter agreement between the Sponsor, Tiberius, IGI Dubai, Wasef Jabsheh and Argo Re Limited, dated October 10, 2019, to which the Company became a party after the date thereof by executing and delivering a joinder thereto.

“Tiberius” means Tiberius Acquisition Corporation, a Delaware corporation, which became a subsidiary of the Company as a result of the Business Combination.

“Tiberius common stock” means shares of common stock of Tiberius, par value \$0.0001 per share.

“Tiberius warrant” means a warrant to purchase one share of Tiberius common stock at a price of \$11.50 per share.

“Transaction Consideration” means the total consideration paid by the Company to the Sellers for their shares of IGI as part of the Business Combination, consisting of Cash Consideration and Equity Consideration.

“USD” or “\$” means the currency in dollars of the United States of America.

“U.S. GAAP” means United States generally accepted accounting principles.

“warrant” means a warrant to purchase one common share of the Company at a price of \$11.50 per share.

PART I

ITEM 1. IDENTITY OF DIRECTORS, SENIOR MANAGEMENT AND ADVISERS

Not applicable.

ITEM 2. OFFER STATISTICS AND EXPECTED TIMETABLE

Not applicable.

ITEM 3. KEY INFORMATION

A. [Reserved]

B. Capitalization and Indebtedness

Not applicable.

C. Reasons for the Offer and Use of Proceeds

Not applicable.

D. Risk Factors

An investment in our securities carries a significant degree of risk. You should carefully consider the following risks and other information in this annual report, including our consolidated financial statements and related notes included herein, in connection with your ownership of our securities. If any of the events described below occur, our business and financial results could be adversely affected in a material way. This could cause the trading price of our securities to decline, perhaps significantly, and you therefore may lose all or part of your investment. The risks set out below are not exhaustive and do not comprise all of the risks associated with an investment in the Company. Additional risks and uncertainties not currently known to us or which we currently deem immaterial may also have a material adverse effect on our business, financial condition, results of operations, prospects and/or its share price.

Summary of Risk Factors

The following is a summary of certain, but not all, of the risks that could adversely affect our business, operations and financial results. If any of the risks actually occur, our business could be materially impaired, the trading price of our common shares could decline, and you could lose all or part of your investment.

Risks Relating to the Insurance and Reinsurance Industry

- If our underwriters fail to assess accurately the underwritten risks or fail to comply with internal guidelines on underwriting, our premiums may prove to be inadequate to cover the losses associated with such risks.
- The insurance and reinsurance industries are highly competitive.
- Consolidation in the insurance and reinsurance industry could adversely impact us.
- Our operating results are affected by the cyclical nature of the insurance and reinsurance industry.
- If market conditions cause reinsurance to be more costly or unavailable, we may be required to bear increased risks or reduce the level of our underwriting commitments.
- We are subject to extensive insurance laws and regulations. Any failure to comply with existing regulations or material changes in regulations could have a material adverse effect on us.
- Increasing barriers to free trade and the free flow of capital and fluctuations in the financial markets could adversely affect the insurance and reinsurance industry and our business.
- Public health crises, illness, epidemics or pandemics, including the COVID-19 pandemic, could adversely impact our business, operating results and financial condition.

- Potential government intervention in the insurance industry and instability in the marketplace for insurance products could hinder our flexibility and negatively affect our business opportunities.
- Claims arising from catastrophic events are unpredictable and could be severe.
- Changing climate conditions may increase the frequency and severity of catastrophic events and thereby adversely affect our business.
- Our investment portfolio and political risk underwriting exposures may be materially adversely affected by global climate change regulation and other factors.
- Emerging claim and coverage issues, such as (but not limited to) bad faith claims or disputed policy terms, could have an adverse effect on our business.

Risks Relating to Our Business and Operations

- If our loss reserves are insufficient, it will have a negative impact on our results.
- Certain countries in which we operate are a high-risk environment for investment and business activities.
- We are subject to laws relating to anti-corruption, anti-money laundering and economic sanctions.
- We rely on brokers to source our business and we may suffer if our relationships with brokers deteriorate.
- We could be materially adversely affected if agents and other producers exceed their underwriting authority or if our agents, insureds or other parties commit fraud or breach obligations owed to us.
- We may be exposed to claims for large losses related to uncorrelated events that occur at the same time.
- The availability of reinsurance and retrocessional coverage to limit our exposure to risks may be limited.
- We may be faced with a liquidity shortfall following a large loss or a series of large losses due to the settlement of claims prior to the receipt of monies due under outwards reinsurance arrangements.
- If our risk management and loss mitigation methods fail to adequately manage our exposure to losses, the losses we incur could be materially higher than our expectations.
- Many of our assets are invested in fixed maturity securities and are subject to market fluctuations and global interest rates.
- Losses on our investments may reduce our overall capital and profitability.
- If our determination of the amount of allowances and impairments taken on our investments turns out to be incorrect, this could have a material adverse effect on our results of operations and financial condition.
- A decline in the ratings of our operating subsidiaries could adversely affect our business.
- The risk associated with underwriting treaty reinsurance business could adversely affect us.
- Deterioration in the creditworthiness of, defaults by, commingling of funds by, or reputational issues related to our counterparties could adversely impact our financial condition and results of operations.
- Our operating results may be adversely affected by the failure of policyholders, brokers or others to honor their payment obligations.
- Our liquidity and counterparty risk exposures may be affected by the impairment of financial institutions.
- We are exposed to credit risk in certain areas of our operations.
- We may not be able to raise capital in the long term on favorable terms or at all.
- We are involved in legal and other proceedings, which could damage our reputation.

- Information technology systems that we use could fail or suffer a security breach, which could have a material adverse effect on us or result in the loss of sensitive information.
- Our operating results may be adversely affected by an unexpected accumulation of attritional losses.
- We are dependent on the use of third-party software, and any reduction in third party product quality or failure to comply with our licensing requirements could have a material adverse effect on our business.
- We are exposed to fluctuations in exchange rates which may adversely affect our operating results.
- The exit of the United Kingdom from the European Union (the “EU”) could have a material adverse effect on our business.
- If actual renewals of our existing policies and contracts do not meet expectations, our future operating results could be materially adversely affected.

General Risk Factors

- A prolonged recession or deterioration in macroeconomic conditions could adversely affect our business.
- Changes in employment laws, taxation and compensation practice may limit our ability to attract senior employees.
- Changes in accounting principles and financial reporting requirements could impact our reported financial results and reported financial condition.

Risk Factors

Risks Relating to the Insurance and Reinsurance Industry

If our underwriters fail to assess accurately the underwritten risks or fail to comply with internal guidelines on underwriting or their underwriting authority or if events or circumstances cause the underwriters' risk assessment to be incorrect, our premiums may prove to be inadequate to cover the losses associated with such risks.

Our underwriting results depend on whether the claims brought by policyholders are consistent with the assumptions and pricing models we use in underwriting and pricing our insurance covers. It is not possible to predict with certainty whether a single risk or a portfolio of risks underwritten by us will result in a loss, or the timing and severity of any loss that does occur. If our underwriters fail to assess accurately the underwritten risks or fail to comply with internal guidelines on underwriting or their underwriting authority or if events or circumstances cause the underwriters' risk assessment to be incorrect, our premiums may prove to be inadequate to cover the losses associated with such risks. Losses may also arise from events or exposures that are not anticipated when the coverage is priced. In addition to unanticipated events which increase losses beyond our expectations, we also face the risk of the potential unanticipated expansion of our exposures, particularly in long-tail liability lines of business. Any failure by us to manage the risks that we underwrite could have a material adverse effect on our results of operations and financial condition.

The insurance and reinsurance industries are highly competitive; competitive pressures may result in fewer policies underwritten, lower premium rates, increased expense for customer acquisition and retention and less favorable policy terms and conditions.

We operate in highly competitive markets. Customers may evaluate us and our competitors on a number of factors, including financial strength, underwriting capacity, expertise, local presence, reputation, experience and qualifications of employees, client relationships, geographic scope of business, products and services offered (including ease of doing business over the electronic placement platforms), premiums charged, ratings assigned by independent rating agencies, contract terms and conditions and the speed of claims payment.

Our competitors include independent reinsurance and insurance companies, subsidiaries or affiliates of established worldwide insurance companies, reinsurance departments of certain insurance companies and domestic and international underwriting operations. Some of these competitors have greater financial resources than we do and have established long term and continuing business relationships throughout the industry, which can be a significant competitive advantage. In addition, the lack of strong barriers to entry into the reinsurance business and the entry of alternative capital markets products and vehicles provide additional sources of insurance and reinsurance capacity and increased competition. We directly compete with large companies, smaller companies and other niche insurers and reinsurers. See “*Business — Competition*”.

Our competitors vary by offered product line and covered territory. We also compete with new companies that enter the insurance and reinsurance markets, particularly companies with new or “disruptive” technologies or business models. Capital markets participants have created alternative products that are intended to compete with reinsurance products. Recently, the insurance industry has faced increased competition from new underwriting capacity, such as the investment of significant amounts of capital by pension funds, mutual funds, hedge funds and other sources of alternative capital primarily into the natural catastrophe insurance and reinsurance businesses. In addition, technology companies and other third parties have created, and may in the future create, technology-enabled business models, processes, platforms or alternate distribution channels that may adversely impact our competitive position.

The nature of the competition we face may be affected by disruption and deterioration in global financial markets and economic downturns, including as a result of the effects of the COVID-19 pandemic, as well as by governmental responses thereto. For example, (i) government intervention might result in capital or other support for our competitors, (ii) governments may provide insurance and reinsurance capacity in markets and to consumers that we target, (iii) governments may take actions to reduce interest rates, impacting the value of and returns on fixed income investments or (iv) government intervention intended to protect consumers may restrict increases in premium rates.

Increased competition can result in fewer policies underwritten, lower premiums for the policies that are underwritten (over and above reductions due to favorable loss experience), increased expenses associated with acquiring and retaining business and policy terms and conditions that are less advantageous to us than we were able to obtain historically or that may be available to our competitors.

Consolidation in the insurance and reinsurance industry could adversely impact us.

The insurance and reinsurance industry, including our competitors, customers and insurance and reinsurance brokers, has been consolidating. There has been a large amount of merger and acquisition activity in the insurance and reinsurance sector in recent years which may continue. We may experience increased competition as a result of that consolidation, with larger entities having enhanced market power. Increased competition could result in fewer submissions, lower premium rates, less favorable policy terms and conditions and greater costs of customer acquisition and retention.

Should the market continue to consolidate, competitors may try to use their enhanced market power to obtain a larger market share through increased line sizes or through price competition. If competitive pressures reduce our prices, this could in turn lead to reduced premiums and a reduction in expected earnings. As the insurance industry consolidates, competition for customers will become more intense and the importance of sourcing and properly servicing each customer will become greater. We could incur greater expenses relating to customer acquisition and retention, further reducing our operating margins. In addition, insurance companies that merge may be able to spread their risks across a larger capital base so that they require less reinsurance. The number of companies offering reinsurance to competitors may decline. Reinsurance intermediaries could also continue to consolidate, potentially adversely impacting our ability to access business and distribute our products. We could also experience more robust competition from larger, better capitalized competitors. As a result of the consolidation in the industry, we may experience rate declines and possibly write less business. Any of the foregoing could adversely affect our business, results of operations, growth and prospects.

Our operating results are affected by the cyclicity of the insurance and reinsurance industry.

The insurance and reinsurance industry historically has been cyclical, with significant fluctuations in premium rates and operating results due to competition, the frequency and/or severity of catastrophic events, levels of underwriting capacity in the industry, changes in legislation, case law and prevailing concepts of liability, general economic and social conditions and other factors. Insurance and reinsurance underwriting capacity is related to prevailing premium rates, the level of insured losses and the level of surplus capacity that, in turn, might fluctuate in response to changes in return on investments earned in the insurance and reinsurance industry and other factors. These cycles, as well as other factors that influence aggregate supply and demand for insurance and reinsurance products, are outside of our control.

This cyclicity has produced periods characterized by intense price competition and widening coverage offerings due to excess underwriting capacity (a so-called “soft market”), with each line of business experiencing its own cycle. Where a line of business experiences soft market conditions, we may fail to obtain new insurance business in that line of business at the desired premium rates. In addition, the cycle may fluctuate as a result of changes in economic, legal, political and social factors. Since cyclicity is due in large part to the collective actions of insurers, reinsurers and general economic conditions and the occurrence of unpredictable events, we cannot predict the timing or duration of changes in the market cycle. If we fail to manage the cyclical nature of the insurance business, our operating results and financial condition could be materially adversely affected.

We operate a diversified business, writing insurance in a variety of lines of business and geographic markets. Different lines of business and different geographic markets can experience their own cycles and, therefore, the impact of various cycles will depend in part on the sectors of the insurance and reinsurance industry, as well as the geographic markets, in which we operate. In addition, increases in the frequency and severity of losses suffered by insurers can significantly amplify these cycles. The effects of such cyclicity could have a material adverse effect on our financial condition, results of operations or cash flows.

Furthermore, a low-interest rate environment, with reduced investment market returns, could encourage alternative capital providers to enter the insurance market in order to achieve higher returns. This could have the effect of increasing the level of competition in the insurance market and applying pressure on premiums, which could affect the gross written premium (“GWP”) that we are able to generate.

Interest rate movements can also contribute to cyclicalities in insurers' underwriting results. In a high-interest rate environment, increased investment returns may reduce insurers' required contribution from underwriting performance to achieve an attractive overall return. This may result in a less-disciplined approach to underwriting in the market generally as some underwriters could be inclined to offer lower premium rates to generate more business. We may therefore have to accept lower rates or broader coverage terms in order to remain competitive in the market, with the result that our premiums may be inadequate to cover the losses associated with such risks.

We may from time to time, as a result of the cyclicalities of certain lines of business, decide to concentrate on fewer lines of business. As a consequence, we may be exposed to additional risk and may be required to hold more regulatory capital on the basis that the business, and hence the associated risk, is more concentrated, which in turn may affect the efficiency of our business and have a material adverse effect on our financial condition and results of operations.

If market conditions cause reinsurance to be more costly or unavailable, we may be required to bear increased risks or reduce the level of our underwriting commitments.

As part of our overall risk and capacity management strategy, we purchase reinsurance for certain amounts of risk underwritten by our insurance company subsidiaries, especially catastrophe risks and those risks with relatively high policy limits. We also purchase reinsurance on risks underwritten by others which we reinsure. Market conditions beyond our control determine the availability and cost of the reinsurance protection we seek to purchase, which may affect the level of our business and profitability. Our reinsurance contracts are generally subject to annual renewal, and we may be unable to maintain our current reinsurance contracts or to obtain other reinsurance contracts in adequate amounts and at favorable rates. In addition, we may be unable to obtain reinsurance on terms acceptable to us relating to certain lines of business that we intend to begin underwriting. If we are unable to renew our expiring contracts or to obtain new reinsurance contracts, either our net exposures would increase or, if we are unwilling to bear an increase in net exposures, we would have to reduce the level of our underwriting commitments, especially catastrophe exposed risks.

Our insurance and reinsurance subsidiaries are subject to extensive insurance laws and regulations. Any failure to comply with existing regulations or material changes in the regulation of our operations could have a material adverse effect on us.

Our insurance subsidiaries, branches and offices are subject to the laws and regulations of a number of jurisdictions worldwide, including Bermuda, the UK, Malaysia, Malta, Jordan, Morocco and the UAE. Existing laws and regulations, among other things, limit the amount of dividends that can be paid by our insurance subsidiaries, prescribe solvency and capital adequacy standards, impose restrictions on the amount and type of investments that can be held to meet solvency and capital adequacy requirements, require the maintenance of reserve liabilities, and require pre-approval of acquisitions and certain affiliate transactions. Failure to comply with these laws and regulations or to maintain appropriate authorizations, licenses, and/or exemptions under applicable laws and regulations may cause governmental authorities to preclude or suspend our insurance subsidiaries from carrying on some or all of their activities, place one or more of them into rehabilitation or liquidation proceedings, impose monetary penalties or other sanctions on them or our affiliates, or commence insurance company delinquency proceedings against our insurance subsidiaries.

The application of these laws and regulations could affect our liquidity and ability to pay dividends, interest and other payments on securities, as applicable, and could restrict our ability to expand our business operations through acquisitions of new insurance subsidiaries. Furthermore, compliance with legal and regulatory requirements may result in significant expenses, which could have a negative impact on our profitability. We may not have or maintain all required licenses and approvals in every jurisdiction in which we operate and may not be able to fully comply with the wide variety of laws and regulations applicable to us or the relevant authority's interpretation of such laws and regulations. Some regulatory authorities have relatively broad discretion to grant, renew or revoke licenses and approvals. If we do not have the requisite licenses and approvals or do not comply with applicable regulatory requirements, the insurance regulatory authorities could preclude or temporarily suspend us from carrying on some or all of our business activities or impose monetary penalties on us. Also, changes in the level of regulation of the insurance industry in the jurisdictions in which we operate, or changes in laws or regulations themselves or interpretations by regulatory authorities, may further restrict the conduct of our business. In some instances, we follow

practices based on our interpretations of regulations or practices that we believe may be generally followed by the industry. These practices may turn out to be different from the interpretations of regulatory authorities. These types of actions could have a material adverse effect on our business.

We may not be able to maintain necessary licenses, permits, authorizations or accreditations in jurisdictions where we and our subsidiaries currently engage in business or obtain them in new jurisdictions, or may be able to do so only at significant cost. In addition, we may not be able to comply fully with, or obtain appropriate exemptions from, the wide variety of laws and regulations applicable to insurance or reinsurance companies. Although we have in place systems and controls designed to comply with applicable laws and regulations, there can be no assurance that we, our employees, or agents acting on our behalf are in full compliance with all applicable laws and regulations or their interpretation by the relevant authorities and, given the complex nature of the risks, it may not always be possible for us to ascertain compliance with such laws and regulations. Failure to comply with or to obtain appropriate authorizations and/or exemptions under any applicable laws or regulations could subject us to investigations, criminal sanctions or civil remedies, including fines, injunctions, loss of an operating license, reputational consequences, and other sanctions, all of which could have a material adverse effect on our business. Changes in the laws or regulations to which we and our subsidiaries are subject could also have a material adverse effect on our business. In addition, in most jurisdictions, government regulatory authorities have the power to interpret or amend applicable laws and regulations, and have discretion to grant, renew or revoke licenses and approvals we need to conduct our activities. Such authorities may require us to incur substantial costs in order to comply with such laws and regulations.

Our continued expansion into new businesses and markets has brought about additional requirements. While we believe that we have adopted appropriate risk management and compliance programs, compliance risks will continue to exist, particularly as we become subject to new rules and regulations. Any failure to comply with applicable laws, regulations and government interpretations of such laws and regulations could also subject us to fines, penalties, equitable relief and changes to our business practices. Compliance with applicable laws and regulations is time consuming and personnel-intensive. Changes in these laws and regulations could materially increase our direct and indirect compliance costs and other expenses of doing business and have a material adverse effect on our results of operations and financial condition.

We are subject to extensive regulatory supervision and may, from time to time, be subject to inquiries or investigations that could result in fines, sanctions, variation or revocation of permissions and authorizations, reputational damage or loss of goodwill.

The conduct of the insurance and reinsurance business is subject to significant legal and regulatory requirements as well as governmental and quasi-governmental supervision in the various jurisdictions in which our group operates. Our business activities are regulated by the Bermuda Monetary Authority in our Bermuda operations, the Prudential Regulation Authority and Financial Conduct Authority in our UK operations, the Malta Financial Services Authority in our Malta operations, the Jordan Insurance Directorate in our Jordanian operations, the Labuan Financial Services Authority in our operations in Malaysia, the Dubai Financial Services Authority in our operations in Dubai and the Casablanca Finance City for our operations in Morocco. This supervision and regulation is generally intended for the benefit of policyholders rather than shareholders or other investors. Among other things, the insurance laws and regulations applicable to us may:

- require the maintenance of certain solvency levels;
- restrict agreements with large revenue-producing agents;
- require obtaining licenses or authorizations from regulators;
- regulate transactions, including transactions with affiliates and intra-group guarantees;
- in certain jurisdictions, restrict the payment of dividends or other distributions;
- require the disclosure of financial and other information to regulators;
- impose restrictions on the nature, quality and concentration of investments;
- regulate the admissibility of assets and capital;

- provide for involvement in the payment or adjudication of catastrophe or other claims beyond the terms of the policies; and
- establish certain minimum operational requirements or customer service standards such as the timeliness of finalized policy language or lead time for notice of non-renewal or changes in terms and conditions.

As part of regular, mandated risk assessments, regulators may take steps that have the effect of restricting our business activities, which may in turn have a material impact on our ability to achieve growth objectives and earnings targets. For example, each regulated insurance business we operate is subject to a number of restrictions on assets we may hold under relevant regulations and tax rules, and regulators may, as has happened in the past, alter such restrictions, thus potentially affecting our investment policy and any associated projected income or growth return from our investments. In addition, based on our perceived risk profile, regulators may require additional regulatory capital to be held by us (including as part of guidance provided by the regulator to us on a confidential basis), which, among other things, may affect the business we can write and the amount of dividends we are able to pay out.

In addition, legislation and other regulatory initiatives taken or which may be taken in response to conditions in the financial markets, global supervision and other factors may lead to additional regulation of the insurance industry in the coming years.

The insurance and reinsurance industries have experienced substantial volatility as a result of investigations, litigation and regulatory activity by various insurance, governmental and enforcement authorities, concerning various practices within the insurance and reinsurance industry. If we or any of our subsidiaries were to be found to be in breach of any existing or new laws or regulations now or in the future, we would be exposed to the risk of intervention by regulatory authorities, including investigation and surveillance, and judicial or administrative proceedings. In addition, our reputation could suffer and we could be fined or prohibited from engaging in some or all of our business activities or could be sued by counterparties, as well as forced to devote significant resources to cooperate with regulatory investigations, any of which could have a material adverse effect on our results of operations.

Any future regulatory changes, litigation or failure to comply with applicable laws could result in the imposition of significant restrictions on our ability to do business, and could also result in suspensions, injunctions, monetary damages, fines or other sanctions, any or all of which could adversely affect our financial condition and results of operations. These events, if they occur, could affect the competitive market and the way we conduct our business and manage our capital and could result in lower revenues and higher costs. As a result, such actions could have a material adverse effect on our results of operations and financial condition.

Changes in IFRS accounting standards applicable to us may require a change in the way in which our future results will be determined and/or a retrospective adjustment of reported results.

Our accounts are prepared in accordance with current IFRS applicable to the insurance industry. The International Accounting Standards Board (the “IASB”) introduced a framework that it described as Phase I which, under its standard IFRS 4, permitted insurers to continue to use the statutory basis of accounting for insurance assets and liabilities that existed in their jurisdictions prior to January 2005. In May 2017, the IASB published its replacement standard on insurance accounting (IFRS 17, “Insurance Contracts”), which will have the effect of introducing fundamental changes to the statutory reporting of insurance entities that prepare accounts according to IFRS. IFRS 17 was initially scheduled to become effective in 2021. In June 2019, the IASB published an exposure draft proposing a number of targeted amendments to this new standard including the deferral of the effective date by one year from 2021 to 2022. As a result of comments on this exposure draft, the IASB redeliberated on a number of areas of IFRS 17, and on March 17, 2020, the IASB tentatively decided that the effective date of IFRS 17 will be deferred to annual reporting periods beginning on or after January 1, 2023. The Group will be voluntarily changing its basis of accounting from IFRS to the Generally Accepted Accounting Principles in the United States of America (“U.S. GAAP”) and will present its consolidated financial statements in U.S. GAAP effective January 1, 2023 (the “first reporting period”). Accordingly, the Group is currently in the process of evaluating the potential transitional impact of such change and its first application of U.S. GAAP. As a result, the Group has discontinued the process of implementing IFRS 17.

Increasing barriers to free trade and the free flow of capital and fluctuations in the financial markets could adversely affect the insurance and reinsurance industry and our business.

Political initiatives to restrict free trade and close markets, such as Brexit (exit of the United Kingdom from the EU on January 31, 2020) and the U.S. decision to withdraw from the Trans-Pacific partnership and potentially renegotiate or terminate existing bilateral and multilateral trade arrangements, could adversely affect the insurance and reinsurance industry and our business. The insurance and reinsurance industries are disproportionately impacted by restraints on the free flow of capital and risk because the value it provides depends on its ability to globally diversify risk. With respect to Brexit, in June 2021 we acquired an EU insurance operation in Malta, which enables IGI to pursue business in the EU.

In addition, prolonged and severe disruptions in the overall public and private debt and equity markets, such as occurred during 2008 and in connection with the COVID-19 pandemic, could result in significant realized and unrealized losses. Public and private debt and equity markets may experience disruption in individual market sectors, such as has occurred in the energy sector.

Further, the impact on global markets from the outbreak of global pandemics such as COVID-19 is uncertain. The adoption of certain hygiene measures, including quarantining populations, as well as restrictions on travel and the closing of national borders may adversely affect our business. Any prolonged restrictive measures in order to control a contagious disease or other adverse public health developments in our targeted markets may have a material and adverse effect on our business operations. At this point, the extent to which the coronavirus may impact our results is uncertain.

Given ongoing global economic uncertainties, evolving market conditions may affect our results of operations, financial position and capital resources. In the event that there is additional deterioration or volatility in financial markets or general economic conditions, our results of operations, financial position, capital resources and competitive landscape could be materially and adversely affected.

Public health crises, illness, epidemics or pandemics could adversely impact our business, operating results and financial condition.

In March 2020, the World Health Organization declared a pandemic related to the COVID-19 outbreak, which led to a global health emergency. This resulted in increased travel restrictions and extended shutdown of certain businesses all over the world. The global spread of COVID-19 created significant volatility, uncertainty and disruption in the global economy. However, the Group is well positioned to experience a manageable impact from COVID-19 particularly in respect of its underwriting portfolio which is not materially exposed to the classes of business which are largely impacted by COVID-19. As of December 31, 2021, management's best estimates of the specific reserves in respect of COVID-19 related claims are not considered to be significant. The extent to which the COVID-19 pandemic will continue to adversely affect our business, financial condition, results of operations, and cash flows will depend on future developments, which are highly uncertain and cannot reasonably be predicted with confidence at this time, including the duration, spread, and severity of the pandemic; subsequent waves of infection or variant strains, including the impact of the Delta and Omicron variants; the timing, availability, and effectiveness of vaccines as well as vaccination rates among the population; future governments' and non-governmental organizations' responses to the pandemic; potential restrictions on our business; the impact of the pandemic on our employees, the employees of subsidiaries and reinsurers, or the employees of other companies with which we do business; and how quickly and to what extent normal economic and operating conditions resume. These events, which are beyond our control, could cause a material adverse effect on our results of operations in any period and, depending on their severity, could also materially and adversely affect our financial condition.

Recent turbulence in the financial markets may limit our ability to access the credit or equity markets. Moreover, changes in interest rates, reduced liquidity or a continued slowdown in global economic conditions may also adversely affect our business, financial condition, results of operations, liquidity or prospects. If we were to decide in the future to raise capital through equity financings, the interest of our shareholders would be diluted, and the securities we issue may have rights, preferences and privileges that are senior to those of our common shares. Further, extreme market volatility may leave us unable to react to market events in a prudent manner consistent with our historical practices in dealing with more orderly markets. As a result of the COVID-19 pandemic, we may also face increased costs associated with claims under our policies, an increased number of customers experiencing difficulty paying premiums or policies being designated as "no lapse" for periods of time. The cost of reinsurance to us for these policies could increase, and we may encounter decreased availability of such reinsurance. Continuation of these conditions

may potentially affect (among other aspects of our business) the demand for and claims made under our policies, the ability of clients, counterparties and others to establish or maintain their relationships with us, our ability to access and efficiently use internal and external capital resources and our investment performance.

Further, from an operational perspective, our employees, sales associates, brokers and distribution partners, as well as the workforces of our vendors, service providers and counterparties, may also be adversely affected by the COVID-19 pandemic or efforts to mitigate the pandemic, including government-mandated shutdowns, requests or orders for employees to work remotely, and other social distancing measures, which could result in an adverse impact on our ability to conduct our business. Disruption to our operations may also result if our employees, or those of our service partners and counterparties, contract COVID-19 or are affected by travel restrictions, office closures and other measures impacting on working practices, such as the imposition of remote working arrangements, and quarantine requirements and isolation measures under local laws, social distancing and/or other psychosocial impacts. While such measures are in place, there may be an increase across the industry in attempts to compromise IT systems through phishing and social engineering tactics.

Due to the evolving and highly uncertain nature of COVID-19, the extent to which the COVID-19 pandemic will continue to impact our business, operations and financial results will depend on numerous evolving factors, many of which are not within our control and which we may not be able to accurately predict, including: its duration and scope; the ultimate availability, administration and effectiveness of vaccines, and our employees' and the general population's willingness to receive them; governmental, business and individuals' actions that have been and continue to be taken in response to the pandemic; the impact of the pandemic on economic activity and actions taken in response; the long-term impact of closing our offices and our employees working from home, including increased technology costs; and the impact of uncertainty related to salary raises and future compensation levels.

COVID-19 and the volatile regional and global economic conditions stemming from the pandemic, as well as reactions to future pandemics or new strains or resurgences of COVID-19, could also precipitate or aggravate the other risk factors that we identify in this annual report, which in turn could materially adversely affect our business, financial condition, liquidity, results of operations (including revenues and profitability) and/or share price.

Ongoing political and economic uncertainties prevalent in Lebanon may adversely affect the fair value of the Group's equity interest in certain investment properties located in Lebanon.

The Group holds a 32.7% equity ownership interest in several companies located in Beirut and registered in Lebanon, with the Group's investment amounting to \$5.7 million as of December 31, 2021. These companies are engaged in the leasing of commercial buildings which are in the nature of investment property. The real estate market in Lebanon has changed significantly since the onset of the financial crisis that affected the country. Due to the relatively limited information available under the prevailing market conditions, and as a result of artificial demand created by investors outside the professional real estate development industry, who primarily aim to divest from cash assets into more secure holdings, prices found on the market are uncertain. Furthermore, since the majority of property owners are only accepting payments in US Dollars and not in local Lebanese currency, demand for commercial buildings has dropped considerably. Accordingly, prices found on the market at year end 2021, including achieved sales prices, are only indicative and may not hold if the market were to be corrected.

Legislation enacted in Bermuda as to economic substance may affect our operations.

Pursuant to the Economic Substance Act 2018 (as amended) of Bermuda and its related regulations (together, the "ES Act") that came into force on January 1, 2019, a registered entity other than an entity which is resident for tax purposes in certain jurisdictions outside Bermuda ("non-resident entity") that carries on as a business any one or more of the "relevant activities" referred to in the ES Act must comply with economic substance requirements. The ES Act may require in-scope Bermuda entities which are engaged in such "relevant activities" to be directed and managed in Bermuda, have an adequate level of qualified employees in Bermuda, incur an adequate level of annual expenditure in Bermuda, maintain physical offices and premises in Bermuda or perform core income-generating activities in Bermuda. The list of "relevant activities" includes carrying on any one or more of the following activities: banking, insurance, fund management, financing, leasing, headquarters, shipping, distribution and service center, intellectual property and holding entities. The ES Act could affect the manner in which we operate our business, which could adversely affect our business, financial condition and results of operations. For purposes of the ES Act, we believe that the Company is a "pure equity holding company". The economic substance requirements for a "pure equity holding company" are less onerous than those for entities which are carrying out other relevant activities

(pure equity holding entities are subject to minimum economic substance requirements). As such, and as long as it does not carry on any other “relevant activity”, we would not expect to be required to take additional actions beyond the minimum economic substance requirements for the purposes of compliance with the ES Act. However, our expectations could change subject to further amendment and guidance on the interpretation of the ES Act. With respect to IGI Bermuda, for the purposes of the ES Act, we believe IGI Bermuda is carrying on the relevant activity of “insurance”. IGI Bermuda’s compliance with its regulatory requirements under the Insurance Act 1978 of Bermuda and related regulations and the Companies Act 1981 of Bermuda, as amended (the “Companies Act”) will assist in evidencing its compliance with the economic substance requirements under the ES Act, but may not be conclusive. From time to time we engage in dialogue, communication and written correspondence with the Bermuda regulatory authorities regarding our compliance with economic substance requirements. The Bermuda regulatory authorities may from time to time request documentation from us regarding our compliance with economic substance requirements, may require us to enhance our infrastructure in Bermuda or remediate asserted non-compliance and may impose civil penalties if they believe we are not in compliance with applicable regulations. IGI Bermuda may need to continue to enhance its infrastructure in Bermuda for the purpose of satisfying economic substance requirements under the ES Act and this may result in, among other things, some additional operational cost.

An entity which is in-scope of the ES Act is required to complete and file a declaration form as to its compliance with its economic substance requirements no later than six months after the last day of its previous financial year. The Registrar of Companies of Bermuda will have regard to the information provided in the declaration form in making his assessment of the entity’s compliance with the economic substance requirements under the ES Act.

Potential government intervention in the insurance industry and instability in the marketplace for insurance products could hinder our flexibility and negatively affect the business opportunities that may be available to us in the market.

Government intervention in the insurance industry and the possibility of future government intervention have created uncertainty in the insurance and reinsurance markets. Governmental authorities worldwide have become increasingly interested in potential risks posed by the insurance industry as a whole to commercial and financial systems in general, and there could be increased regulatory intervention in the insurance and reinsurance industries in the future.

Government regulators are generally concerned with the protection of policyholders to the exclusion of other constituencies, including shareholders of insurers. While we cannot predict the exact nature, timing or scope of possible governmental initiatives, such proposals could adversely affect our business by, among other things:

- providing insurance and reinsurance capacity in markets and to consumers that we target;
- requiring our participation in industry pools and guaranty associations;
- expanding the scope of coverage under existing policies (for example, following large disasters);
- further regulating the terms of insurance and reinsurance policies;
- mandating that insurers provide coverage for areas such as terrorism, where insurance might otherwise be difficult to obtain; or
- disproportionately benefiting the companies of one country over those of another.

Government intervention has in the recent past taken the form of financial support of certain companies in the insurance and reinsurance industry. Governmental support of individual competitors can lead to increased pricing pressure and a distortion of market dynamics. The insurance industry is also affected by political, judicial and legal developments that may create new and expanded theories of liability, which may result in unexpected claims frequency and severity and delays or cancellations of products and services by insureds, insurers and reinsurers which could adversely affect our business.

European legislation known as “Solvency II” was introduced with effect from January 1, 2016 and governs the prudential regulation of insurers and reinsurers. Solvency II requires insurers and reinsurers in Europe to meet risk-based solvency requirements. Solvency II covers three main areas: (i) the valuation of assets and liabilities on a Solvency II economic basis and risk-based solvency and capital requirements; (ii) governance requirements effecting the key functions of compliance, internal audit, actuarial and risk management; and (iii) new supervisory legal entity and group reporting and disclosure requirements, including public disclosures. Solvency II imposes

governance requirements on groups with insurers and/or reinsurers operating in the European Economic Area and imposes significant requirements for EU-based regulated companies which require substantial documentation and implementation effort. Following the UK's departure from the EU it is anticipated that there would be a divergence between UK and EU regulatory systems as the UK determines which EU laws and regulations to maintain and which to replace.

The Bermuda Monetary Authority has also implemented and imposed additional requirements on the commercial insurance companies it regulates, driven, in large part, by Solvency II. The European Commission has adopted a decision concluding that Bermuda meets the full equivalence criteria under Solvency II.

Additionally, governments and regulatory bodies may take unpredictable action to ensure continued supply of insurance, particularly where a given event leads to withdrawal of capacity from the market. For example, regulators may seek to force us to offer certain covers to (re)insureds, constrain our flexibility to apply certain terms and conditions or constrain our ability to make changes to the pricing of our contracts. There can be no assurance as to the effect that any such governmental or regulatory actions will have on the financial markets generally or on our competitive position, business and financial condition.

We cannot predict the exact nature, timing or scope of any possible governmental initiatives and any such proposals could adversely affect our business. We may not be able to comply fully with, or obtain desired exemptions from, revised statutes, regulations and policies that currently, or may in the future, govern the conduct of our business. Failure to comply with, or to obtain desired authorizations and/or exemptions under, any applicable laws could result in restrictions on our ability to do business or undertake activities that are regulated in one or more of the jurisdictions in which we operate and could subject us to fines and other sanctions.

Claims arising from catastrophic events are unpredictable and could be severe.

Our operations expose us to claims arising out of unpredictable natural and other catastrophic events, such as hurricanes, windstorms, hailstorms, tornadoes, tsunamis, severe winter weather, earthquakes, floods, fires, explosions, global pandemics, political unrest, drilling, mining and other industrial accidents, cyber events and terrorism. In addition to the nature of the property business, economic and geographic trends affecting insured property, including inflation, property value appreciation and geographic concentration, tend to generally increase the size of losses from catastrophic events over time.

Actual losses from catastrophic events may vary materially from estimates due to the inherent uncertainties in making such determinations resulting from several factors, including potential inaccuracies and inadequacies in the data provided by clients, brokers and ceding companies, the modeling techniques and the application of such techniques, the contingent nature of business interruption exposures, the effects of any resultant demand surge on claims activity and attendant coverage issues.

The incidence and severity of catastrophes are inherently unpredictable and our losses from such catastrophes could be substantial. The extent of losses from such catastrophes is a function of the number, the frequency and severity of events, the total amount of insured exposure in the areas affected, the effectiveness of our catastrophe risk management program, and the adequacy of our reinsurance coverage. Increases in the value and concentrations of insured property and demographic changes more broadly, the effects of inflation and changes in weather patterns may increase the frequency or severity of claims from catastrophic events in the future. We may from time to time issue preliminary estimates of the impact of catastrophic events that, because of uncertainties in estimating certain losses, need to be updated as more information becomes available.

Our most significant catastrophe exposures are set forth below:

Natural catastrophes. The occurrence of natural catastrophes is inherently uncertain. Generally, over the past decade, insured losses for catastrophes have increased, due principally to weather-related catastrophes. The increasing concentrations of economic activities and people living and working in areas exposed to natural catastrophes have resulted in increased exposure for insurance providers. Increasing insurance penetration, growing technological vulnerability and higher property values have further compounded the insurance industry's exposure. A series of extreme weather events resulted in one of the most expensive years for natural catastrophes in 2017. Significant natural catastrophes affecting us in the recent past have included Hurricane Maria, Hurricane Irma and the September 2017 earthquake in Mexico. Our most significant claims relating to natural catastrophes, net of reinsurance, during the

recent past have included claims relating to the Mexican floods and Hurricane Dorian in the Bahamas in 2019, the Puerto Rico Earthquake and Hurricane Laura in the state of Louisiana in the United States in 2020, and Hurricane Ida and the European Floods in 2021, which amounted to gross and net reported claims of \$9.3 million. The possible effects of natural catastrophes could be compounded by climate change, severe weather, floods and drought, as well as adverse agricultural yields.

Man-made disasters. Complex technology intersecting with increased population density, infrastructure and higher rates of utilization of natural resources increase the likelihood and the magnitude of catastrophic man-made events caused by accident or negligence. Man-made disasters, as well as disasters that pose significant risk to the environment, bear particularly high potential for losses. Due to the uncertainty of the occurrence of, and loss from, man-made disasters, unexpected large losses could have a material adverse effect on our financial condition, results of operations and cash flow. Man-made disasters such as oil spills from offshore drilling could give rise not only to claims due to the damage caused by such events but also claims arising from governmental sanctions and civil litigation.

Global pandemics. The outbreak of a pandemic disease, like COVID-19, could have a material adverse effect on our liquidity, financial condition and the operating results of our business due to its impact on the economy and financial markets.

Terrorism. We face risks related to terrorist and criminal acts on a significant scale (including acts intended to cause strain on financial and other critical infrastructures, which, given the state of reliance on digital technology, could be triggered by cyber threats). Our exposure to terrorism and criminal acts arises mainly from the political violence line of business. However, conventions in the market limit or exclude certain terrorist acts in a number of lines of business. We closely monitor the amount and types of coverage we provide for terrorism risk under treaties. If we believe we can reasonably evaluate the risk of loss and charge an appropriate premium for such risk, we will underwrite terrorism exposure on a stand-alone basis. We generally seek to exclude terrorism from non-terrorism policies.

Cyber. We do not currently write explicit cyber insurance and seek wherever possible to exclude losses resulting from cyber related events from our coverages. Notwithstanding this, we do have a degree of potential exposure to losses arising following cyber-attacks including where cover has been explicitly written back into policies and exposure to 'silent cyber' risks, meaning risks and potential losses associated with policies where cyber risk is neither specifically included nor excluded in the policies. Even in cases where we attempt to exclude cyber-security and certain other similar risks from some coverage written by us, we may not be successful in doing so.

Systemic events. In addition to natural and man-made disasters, systemic financial risks have the potential to cause significant economic disruptions in a variety of geographies and sectors, due to the interconnectedness of the global economy, which could give rise to significant claims. The 2008 global financial crisis was one such event. In this context, such economic disruptions could adversely impact certain of the lines of business to which we are exposed including (but not necessarily limited to) our casualty and financial institutions lines of business.

In general, while we hold capital to cover catastrophes and use geographic and line of business diversification and reinsurance to manage our exposure to risks, these measures may not be sufficient were we to face significant claims in excess of expected losses. Claims from catastrophic events could reduce our earnings and cause substantial volatility in our results of operations for any given period. A catastrophic event or multiple catastrophic events could also adversely affect our financial condition and our capital position. To meet our obligations with respect to claims from catastrophic events, we may be forced to liquidate some of our investments rapidly, which may involve selling a portion of our investments into a depressed market, which would decrease our returns from investments and could strain our capital position. Our ability to write new insurance policies could also be impacted as a result of corresponding reductions in our capital. Any of these occurrences could have a material adverse effect on our results of operations and our financial condition.

Additionally, to help assess our exposure to losses from catastrophes we use computer-based models which simulate multiple scenarios using a variety of assumptions. These models are developed in part by third party vendors and their effectiveness relies on the numerous inputs and assumptions contained within them, including, but not limited to, scientific research, historical data, exposure data provided by insureds and reinsureds, data on the terms and conditions of insurance policies and the professional judgment of our employees and other industry specialists. While the models have evolved considerably over time, they may not necessarily accurately measure the statistical distribution of potential future losses due to the inherent limitations of the inputs and assumptions on which they rely.

These limitations are evidenced by significant variation in the results obtained from different external vendor natural catastrophe models, material changes in model results over time due to refinement of the underlying data elements and assumptions and the uncertain predictive capability and performance of models over longer time intervals.

Due to the foregoing, it is possible that a catastrophic event or multiple catastrophic events could produce significant losses and have a material adverse effect on our business, results of operations and financial condition.

Changing climate conditions may increase the frequency and severity of catastrophic events and thereby adversely affect our business, financial condition and results of operations.

Over the past several years, changing weather patterns and climatic conditions, such as global warming, appear to have contributed to the unpredictability, frequency and severity of natural disasters and created additional uncertainty as to future trends and exposures. Although the loss experience of catastrophe insurers and reinsurers has historically been characterized as low frequency, climate change increases the frequency and severity of extreme weather events, such as hurricanes, tornadoes, windstorms, floods and other natural disasters. Many sectors to which we provide insurance and reinsurance coverage might be affected by climate change. The increased frequency and severity of extreme weather events could make it more difficult for us to predict and model catastrophic events, reducing our ability to accurately price our exposure to such events and mitigate our risks.

The effects of global warming and climate change cannot be predicted and may aggravate potential loss scenarios, risk modelling and financial performance. Increasing global average temperatures may continue in the future and could impact our business in the long-term. Claims for catastrophic events, or an unusual frequency of smaller losses in a particular period, could expose us to large losses, cause substantial volatility in our results of operations and could have a material adverse effect on our ability to write new business. Furthermore, climate change could lead to severe weather events spreading to parts of the world that have not previously experienced extreme weather conditions. Any of these occurrences may decrease the accuracy of our underwriting models and may result in us mispricing risk when writing our policies.

If climate change results in an increase in the frequency and severity of weather-related catastrophes, we may experience additional catastrophe-related losses or disruptions, which may be material. Additionally, we cannot predict how legal, regulatory and/or social responses to concerns around global climate change may impact our business. Although we attempt to manage our exposure to such events through the use of underwriting controls, risk models, and the purchase of third party reinsurance, catastrophic events are inherently unpredictable and the actual nature of such events when they occur could be more frequent or severe than contemplated in our pricing and risk management expectations. As a result, the occurrence of one or more catastrophic events could have an adverse effect on our results of operations and financial condition.

Our investment portfolio exposures may be materially adversely affected by global climate change regulation and other factors.

World leaders met at the 2015 United Nations Climate Change Conference in December 2015 in Paris and agreed to limit global greenhouse gas emissions in the atmosphere to a level which would not increase the average global temperature by more than 2° Celsius, with an aspiration of limiting such increase to 1.5° Celsius (the “Paris Agreement”). In order for governments to achieve their existing and future international commitments to limit the concentration of greenhouse gases under the Paris Agreement, there is widespread consensus in the scientific community that a significant percentage of existing proven fossil fuel reserves must not be consumed. In addition, divestment campaigns, which call on asset owners to divest from direct ownership of commingled funds that include fossil fuel equities and bonds, likewise signal a change in society’s attitude towards the social and environmental externalities of doing business.

In addition, the 2021 UN Climate Change Conference (COP26) was held in Glasgow and sought to accelerate action towards the goals of the Paris Agreement. The COP26 agreement, although not legally binding, includes pledges to further cut CO2 emissions, reduce the use of coal, and significantly increase the amount of money necessary to help poor countries cope with the effects of climate change.

As a result of the above, energy companies and other companies engaged in the production or storage of fossil fuels may experience unexpected or premature devaluations or write-offs of their fossil fuel reserves. A material change in the asset value of fossil fuels or the securities of energy companies and companies in these other sectors may therefore materially adversely affect our investment portfolio and our results of operations and financial condition.

The effects of emerging claim and coverage issues, such as (but not limited to) bad faith claims or disputed policy terms, on our business are uncertain.

As industry practices and economic, legal, judicial, social, political, technological and environmental conditions change, unexpected and unintended issues related to claims and coverage may emerge, including new or expanded theories of liability. Claim and coverage issues can arise when the application of insurance policy language to potentially covered claims is unclear or disputed by the parties. When such issues emerge they may adversely affect our business by extending coverage beyond our underwriting intent or increasing the number or size of claims. In some instances, these coverage changes may not become apparent until after we have issued insurance contracts that are affected by such changes. As a result, the full extent of our liability under insurance policies may not be known for many years after the policies are issued. Emerging claim and coverage issues could therefore have an adverse effect on our operating results and financial condition. In particular, our exposure to casualty insurance lines increases our potential exposure to this risk due to the uncertainties of expanded theories of liability and the “long-tail” nature of these lines of business.

These issues may adversely affect our business by either extending coverage beyond our underwriting intent or by increasing the frequency and/or severity of claims. In some instances, these changes may not become apparent until sometime after we have issued the insurance or reinsurance contracts that are affected by the changes. In addition, our actual losses may vary materially from our current estimate of the loss based on a number of factors. Examples of emerging claims and coverage issues include, but are not limited to:

- judicial expansion of policy coverage and a greater propensity to grant claimants more favorable amounts and the impact of new theories of liability;
- plaintiffs targeting insurers, including us, in purported class action litigation relating to claims-handling and other practices;
- social inflation trends, including higher and more frequent claims, more favorable judgments and legislated increases;
- medical developments that link health issues to particular causes, resulting in liability claims;
- claims relating to unanticipated consequences of current or new technologies, including cyber-security related risks;
- claims relating to potentially changing climate conditions; and
- increased claims due to third party funding of litigation.

These or other changes could impose new financial obligations on us by extending coverage beyond our underwriting intent or otherwise require us to make unplanned modifications to the products and services that we provide, or cause the delay or cancellation of products and services that we provide.

The monetary impact of certain claims may be difficult to predict or ascertain upon inception and potential losses from such claims can be significant. For example, the full extent of our liability and exposure from claims of bad faith is not ascertainable until the claim has been presented and investigated. As such, a significant award in monetary terms on the basis of bad faith could adversely affect our financial condition or operating results.

With respect to our casualty and specialty reinsurance operations, these legal and social changes and their impact may not become apparent until some time after their occurrence. For example, we could be deemed liable for losses arising out of a matter which we had not anticipated or had attempted to contractually exclude.

Potential efforts by us to exclude such exposures could, if successful, reduce the market’s acceptance of our related products. The full effects of these and other unforeseen emerging claim and coverage issues are extremely hard to predict. As a result, the full extent of our liability under our coverages may not be known for many years after a contract is issued.

In addition, the potential passage of new legislation designed to expand the right to sue, to remove limitations on recovery, to extend the statutes of limitations or otherwise to repeal or weaken tort reforms could have an adverse impact on our business. The effects of unforeseen developments or substantial government intervention could adversely impact our ability to achieve our goals. The effects of these and other unforeseen emerging claim and coverage issues are difficult to predict and could harm our business and materially and adversely affect our results of operations.

Risks Relating to Our Business and Operations

A deterioration in macroeconomic, political and other conditions, particularly in select parts of Europe, Central and South America, the Middle East and Africa, could adversely impact our financial performance.

We are an international business and are affected by economic, political and other macro conditions and industry specific conditions in certain markets in which we operate, including the UK, continental Europe, Central and South America, the Middle East and Africa.

Our international operations and investments expose us to increased political, operational and economic risks. Deterioration or volatility in foreign and international financial markets or general economic and political conditions could adversely affect our operating results, financial condition and liquidity. Economic imbalances and financial market turmoil could result in a widening of credit spreads and volatility in share prices. The publication of certain financial and economic data could indicate that global financial markets are deteriorating. These circumstances could lead to a decline in asset values and potentially reduce the demand for insurance due to limited economic growth prospects. Concerns about the economic conditions, capital markets, political and economic stability and solvency of certain countries have contributed to global market volatility. Political changes in the jurisdictions where we operate and elsewhere, some of which may be disruptive, can also interfere with the business of our customers and our activities in a particular location.

Economic conditions in the Middle East region affect us given that approximately 10% of our GWP generated in 2020 and 2021, respectively, originated from risks in this region. In addition, a significant portion of our investment assets are located in the MENA region. Since the start of the 2008 financial crisis, there has been a dampening or reversal of the high rates of growth that had been experienced by many countries within the broader Middle East region and in particular the Gulf Co-operative Council countries, comprising Bahrain, Kuwait, Oman, Qatar, Saudi Arabia and the United Arab Emirates (the "GCC"). Since the first half of 2011 there has been significant political and social unrest in the Middle East region, including violent protests and armed conflict in a number of countries, such as Syria and Yemen. The situation has caused significant disruption to the economies of affected countries, which in some instances has led to an increase in premiums, but has overall had a destabilizing effect on insurance premiums. The bulk of our underwriting operations are based in London, with back and middle-office underwriting operations centralized in Jordan. Jordan has proven politically and socially stable, notwithstanding the recent events in the wider Middle East region. While a change in the political or social situation in Jordan could prove disruptive to our operations, we have the capacity to service our operations in Jordan from our London and Dubai offices should the situation change.

A deterioration in macroeconomic conditions globally may affect the decisions of current and prospective policyholders as to the level of insurance or reinsurance coverage which they purchase in any given year, which in turn may, where such parties decide to reduce or otherwise limit their expenditure on such coverage, affect the amount of business underwritten by us. Also, the nature of insurance liabilities is one of a promise to pay claims at a point in the future, meaning that a change in macroeconomic conditions leading to increased inflation may result in an increase in the value at which claims are paid. Our international operations also may be subject to a number of additional risks, particularly in emerging economies, including restrictions such as price controls, capital controls, currency exchange limits, ownership limits and other restrictive or anti-competitive governmental actions or requirements. Any of the foregoing could have a material adverse effect on our financial performance, which in turn could have a material adverse effect on our business, financial condition and results of operations.

Estimating insurance reserves is inherently uncertain and, if our loss reserves are insufficient, it will have a negative impact on our results.

To recognize liabilities for unpaid losses,¹ both known or unknown, insurers establish reserves, which is a balance sheet account entry representing estimates of future amounts needed to pay claims and related expenses with respect to insured events which have occurred. Estimates and assumptions relating to reserves for net claims and claim adjustment expenses are based on complex and subjective judgments, often including the interplay of specific uncertainties with related accounting and actuarial measurements. Such estimates are susceptible to change. For example:

- At the time of loss information available regarding the circumstances and the extent of a loss may not be fully known.
- It may not be clear whether the circumstances of a loss are covered.
- If a legal decision is required to resolve coverage this may take many years.
- The actions the insured takes to remediate the loss may affect the eventual loss amount (favorably or unfavorably).
- The availability of replacement parts, skilled labor, access to the loss site and the speed at which repairs can be undertaken may not be known for some time and may be subject to change.
- It may be many years before the occurrence of a loss becomes known.
- Where claims take a long time to settle, new information, changes in circumstances, legal decisions, rates of exchange and economic conditions (particularly claims inflation) may affect the value and validity of claims made.

When a claim is reported, a member of the claims team will establish a “case reserve”. The case reserve will represent an estimate of the expected settlement amount and will be based on information about the specific claim at that time. The estimate represents an informed judgment based on general industry reserving practices, the experience and knowledge of the claims handler and practices of the claims team. If insufficient information is available, the claims handler may be unable to establish an estimate and will seek further information that will allow an informed estimate to be established. Claims reserves are also established to provide for:

- losses incurred but not reported to the insurer (“pure IBNR”);
- potential changes in the adequacy of case reserves (“Incurred But Not Enough Reported” or “IBNER”); and
- the estimated expenses of settling claims, including both:
 - Allocated Loss Adjustment Expenses: claims specific costs (such as legal, loss adjuster fees); and
 - Unallocated Loss Adjustment Expenses: other general expenses (such as the costs of maintaining the claims handling function).

The timing of our results depends in large part on the extent to which the development and settlement of claims and reinsurance recoveries are consistent with the assumptions used to establish reserves. If expectations for and/or the actual cost of settlement increase or the timing of reporting and/or settlement changes than we face the risk that the reserves in our financial statements may be inadequate and need to be increased. In this event an increase in reserves would cause a reduction in our profitability and could result in operating losses and a reduction of capital.

Reserves are not an exact calculation of liability, but rather are estimates of the expected cost of settling claims. This process relies on the assumption that past experience, adjusted for the effects of current developments and anticipated trends, is an appropriate basis for projecting future claims development. The estimates are based on actuarial and statistical projections of facts and circumstances known at the time of the review, estimates of trends in

¹ The term “loss” refers to a claim and the direct costs associated with claims settlement. Except where specific reference to the costs associated with claims settlement is made, the term “claim” and “loss” are used interchangeably.

claim frequency, severity and other variable factors, including new bases of liability and general economic conditions. These variables can be affected by many factors, including internal and external events, such as changes in claims handling procedures, economic inflation, foreign currency movements, legal trends, legislative decisions and changes and the recognition of new sources of claims.

Potentially, claims may emerge, particularly claims arising from changes in the legal and regulatory environment, the type or magnitude of which we are unable to predict.

Reserves for inward reinsurance may be subject to greater uncertainty than for insurance primarily because, as a reinsurer, we rely on (i) the original underwriting decisions made by ceding companies and (ii) information and data provided by the ceding companies. As a result, we are subject to the risk that our ceding companies may not have adequately evaluated the risks reinsured by us and the premiums ceded may not adequately compensate us for the risks we assume. In addition, reinsurance reserves may be less reliable than insurance reserves because of the greater scope of losses underlying reinsurance claims, limitations in the information provided and the generally longer lapse of time from the occurrence of the event to the reporting of the loss to the reinsurer and its settlement.

The estimation of adequate reserves is more difficult and thus more uncertain for claims arising from “long-tail” policies, under which claims may not be paid until substantially beyond the end of the policy term. The estimation of such liabilities is subject to many complex variables, including the current legal environment, specific settlements that may be used as precedents to settle future claims, assumptions regarding trends with respect to claim frequency and severity, issues of coverage and the ability to locate defendants. Additional uncertainty also arises from the relative lack of development history, which limits the scope of experience on which estimates are based. This is partially mitigated by the use of and monitoring against market benchmarks.

While every effort is made to ensure we are reserved appropriately, changes in trends and other factors underlying our reserve estimates could result in our reserves being inadequate. Because setting reserves is inherently uncertain we cannot provide assurance that our current reserves will prove adequate considering subsequent events. If our loss reserves are determined to be inadequate, we will be required to increase our reserves at the time with a corresponding reduction in our net income for that period. Such adjustments could have a material adverse effect on our results and our financial condition.

There is a degree of uncertainty and a high-risk environment for investment and business activities in certain countries in which we operate.

Some of the countries in which we operate or may operate in the future are in various stages of developing institutions and legal and regulatory systems that are not yet as firmly established as they are in Western Europe and the U.S. Some of these countries are also in the process of transitioning to a market economy and, as a result, are experiencing changes in their economies and their government policies (including, without limitation, policies relating to foreign ownership, repatriation of profits, property and contractual rights and planning and permit-granting regimes) that may affect our investments in these countries and may expose us to the impact of political or economic upheaval, and we could be subject to unforeseen administrative or fiscal burdens.

The procedural safeguards of the legal and regulatory regimes in these countries are still developing and, therefore, existing laws and regulations may be applied inconsistently. Often, fundamental contract, property and corporate laws and regulatory regimes have only recently become effective, which may result in ambiguities, inconsistencies and anomalies in their interpretation and enforcement. In addition, legislation may often contemplate implementing regulations that have not yet been promulgated, leaving substantial gaps in the regulatory infrastructure. All of these weaknesses could affect our ability to enforce contractual rights or to defend ourselves against claims by others. Moreover, in certain circumstances, it may not be possible to obtain the legal remedies provided under current laws and regulations in a timely manner, or at all. The independence of the judicial systems and their immunity from economic, political and nationalistic influences in many of the countries in which we operate or may operate in the future remain largely untested. Instability and uncertainties relating to the legal and regulatory environment in these countries or other countries in which we may operate in the future could have a material adverse effect on our business, financial condition and results of operations.

We are subject to various laws, regulations and rules relating to sanctions, the violation of which could adversely affect our operations.

It is our policy not to underwrite any business directly in countries or for entities targeted under international sanctions of the UK, the EU, the United States (the Office of Foreign Assets Control (“OFAC”)) or the United Nations. Over the past 5 years, we received de minimis revenues relating to risks in Sudan, Cuba, Syria, Iran and North Korea. Our business in these countries has been compliant with the applicable sanctions programs. While we have policies and procedures in place designed to ensure that we do not insure any activity that breaches applicable international sanctions, there remains the risk of an inadvertent breach which may result in lengthy and costly investigations followed by the imposition of fines or other penalties, any of which might have a material adverse effect on our financial condition and results of operations. Our business has been affected by the imposition of sanctions in regions that previously were important markets for us. To the extent that sanctions are imposed on any of our key markets, our business will be negatively impacted.

On February 24, 2022 the Russian Federation launched a full-scale military invasion into Ukraine. This has already led to significant economic and humanitarian consequences for both countries, and the long-term wider impact continues to be unknown as the situation develops. Areas of uncertainty include the impact on global energy prices, financial markets as well as the possible further escalation of the conflict. We continue to monitor the situation alongside potential exposures to IGI’s balance sheet and the imposition of sanctions.

We are subject to various anti-corruption and anti-money laundering laws, regulations and rules, the violation of which could adversely affect our operations.

Our activities are subject to applicable money laundering regulations and anti-corruption laws in the jurisdictions where we operate, including Bermuda, the United States, the UK and the EU, among others. For example, we are subject to The Bribery Act 2016 of Bermuda, The U.S. Foreign Corrupt Practices Act of 1977, and the UK Bribery Act 2010, which, among other matters, generally prohibit corrupt payments or unreasonable gifts to foreign governments or officials. We do business, and may continue to do business in the future, in countries and regions where governmental corruption has been known to exist, and where we may face, directly or indirectly, corrupt demands by officials, or the risk of unauthorized payments or offers of payments by one of our employees, consultants, sponsors or agents. Although we have in place systems and controls designed to comply with applicable laws and regulations (including continuing education and training programs), there is a risk that those systems and controls will not always be effective to achieve full compliance, as those laws and regulations are interpreted by the relevant authorities. Failure to accurately interpret or comply with or obtain appropriate authorizations and/or exemptions under such laws or regulations could subject us to investigations, criminal sanctions or civil remedies, including fines, injunctions, loss of an operating license, reputational consequences, and other sanctions, all of which could damage our business or reputation. Such damage could have a material adverse effect on our financial condition and results of operations.

We rely on brokers to source our business and our business may suffer should our relationship with brokers deteriorate.

We market our insurance and reinsurance worldwide through insurance and reinsurance brokers. Brokers are independent of the insurers they deal with. Our top 5 international brokers produced 67% of the gross written premiums of our underwriting operations for the year ended December 31, 2020 and 59% for the year ended December 31, 2021. Loss of all or a substantial portion of the business provided by one or more of these brokers could have a material adverse effect on our business. Due to the concentration of our brokers, our brokers may have increasing power to dictate the terms and conditions of our arrangements with them, which could have a negative impact on our business.

Maintaining good relationships with the brokers from whom we source the policies we underwrite is integral to our positive financial performance. Events could occur which may damage the relationship between us and a particular broker or broker group, which may result in that broker or broker group being unwilling to do business with us. The failure, inability or unwillingness of brokers to do business with us could have a material adverse effect on our financial performance.

Some of our competitors have higher financial strength ratings, offer a larger variety of products, set lower prices for insurance coverage, offer higher commissions and/or have had longer term relationships with the brokers we use than we do. This may adversely impact our ability to attract and retain brokers to sell our insurance products or

brokers may increasingly promote products offered by other companies. The failure or inability of brokers to market our insurance products successfully, or the loss of all or a substantial portion of the business provided by these brokers, could have a material adverse impact on our business, financial condition and results of operations.

We could be materially adversely affected to the extent that managing general agents, general agents and other producers exceed their underwriting authority or if our agents, our insureds or other third parties commit fraud or otherwise breach obligations owed to us.

For certain business conducted by us, following our underwriting, financial, claims and information technology due diligence reviews, we authorize managing general agents, general agents and other producers to write business on our behalf within underwriting authority prescribed by us. We rely on the underwriting controls of these agents to write business within the underwriting authorities provided by us. Although we have contractual protections in place in virtually all instances and we monitor such business on an ongoing basis, our monitoring efforts may not be adequate or our agents may exceed their underwriting authority, commit fraud, or otherwise breach obligations owed to us. To the extent that our agents, our insureds or other third parties exceed their underwriting authority, commit fraud or otherwise breach obligations owed to us in the future, our financial condition and results of operations could be materially adversely affected.

We have a strong delegated authority risk management process established by the IGI UK board of directors and directly managed via monthly meetings of its delegated authority committee which is attended by certain of our UK executive directors. In particular, we carry out detailed due diligence on all new agents with regular reviews upon renewal, put in place strong contracts, conduct regular audits and monitor monthly reports from agents. All agents are required to carry errors and omissions insurance which would respond in the event that these agents breach their delegated authority.

We may be exposed to a series of claims for large losses in relation to uncorrelated events that occur at, or around, the same time, which in the aggregate may result in a material adverse effect on our operations.

We may be exposed to a series of claims for large losses in relation to uncorrelated and otherwise unrelated events which occur at, or around, the same time. Some of the more significant examples of large, uncorrelated events are terrorist attacks, fires, explosions or spills at a refinery, the collapse of a major office building, a series of simultaneous cyber-attacks, the collision of two ships, an explosion in a port and the loss of an airplane.

These risks are inherently unpredictable. It is difficult to predict the frequency of events of this nature and to estimate the amount of loss that any given occurrence will generate. Some of these large losses may also have the potential for exposure across multiple lines of business. While no such claims may be material to us, in the aggregate they could require us to recognize significant losses in a single reporting period, which could have a material adverse effect on our capital position, results of operations and financial condition in that particular reporting period. It is also possible that such losses could exceed the reinstatement capacity of our reinsurance coverage, which would have a material adverse effect on our results of operations.

The availability of reinsurance, retrocessional coverage, and capital market transactions to limit our exposure to risks may be limited which could adversely affect our financial condition and results of operations.

As is common practice within the insurance industry, we transfer a portion of the risks insured under our policies to other companies through the purchase of reinsurance. This reinsurance is maintained to protect the insurance and reinsurance subsidiaries against the severity of losses on individual claims, an unusual series of which can produce an aggregate extraordinary loss. Although reinsurance does not discharge our subsidiaries from their primary obligation to pay for losses insured under the policies they issue, reinsurance does make the assuming reinsurer liable to the insurance subsidiaries for the reinsured portion of the risk.

Our reinsurance program uses various methods, such as proportional, non-proportional and facultative reinsurance, to mitigate risks across our underwriting portfolio, in return for which we cede to third party reinsurers a certain percentage of our GWP in any given year. That percentage was 28% for the year ended December 31, 2020 and 30% for the year ended December 31, 2021. The program is finite and absolute in the protection offered, meaning that events outside of its scope would not be covered, and does not offer unlimited protection against highly extreme but improbable events.

Our reinsurance programs are usually purchased annually, with different programs expiring throughout the year. The amount of coverage purchased is determined by our risk appetite and underlying exposure base together with the price, quality and availability of such coverage. Coverage purchased for one year will not necessarily conform to purchases for another year, which may result in variation as to the extent of the coverage year-on-year, even though some policies we issue are multi-year policies. In addition, reinsurance cessation and commencement terms, timing and cost could leave us with an exposure where intended reinsurance protection is either omitted or only partially effective. One or more of our reinsurers could become insolvent, which could cause a portion of our reinsurance protection to become ineffective. In addition, reinsurers may not always honor their commitments or we may have disagreements with reinsurers with respect to the extent of their obligations, which could result in our having greater exposure than anticipated. A failure by reinsurers to cover their portion of our liabilities, and/or disputes with reinsurers over the extent or applicability of their obligations to us, could depending on the amounts involved have a material adverse effect on our results of operations and business.

The availability and cost of reinsurance protection is subject to market conditions, which are beyond our control. Economic conditions could have a material impact on our ability to manage our risk aggregations through reinsurance or capital markets transactions. As a result of such market conditions and other factors, we may not be able to successfully mitigate risk through reinsurance and retrocessional arrangements. There is no guarantee that our desired amounts of reinsurance or retrocessional reinsurance will be available in the marketplace in the future. In addition to capacity risk, the remaining capacity may not be on terms we deem appropriate or acceptable or with companies with whom we want to do business.

If the reinsurance industry were to suffer future substantial losses, the effect could be to limit the availability of appropriate or acceptable reinsurance coverage for us, which in the event of losses in our risk portfolio could have a material adverse effect on our financial condition and results of operations.

For a discussion of certain ongoing disputes with reinsurers, see Note 26 to IGI's consolidated financial statements included elsewhere in this annual report.

We may be faced with a liquidity shortfall following a large loss or a series of large losses due to the settlement of claims prior to the receipt of monies due under outwards reinsurance arrangements.

As with all insurance companies, we use our liquidity to fund our insurance and reinsurance obligations, which may include large and unpredictable claims (including catastrophe claims). While we seek to manage carefully our exposure to catastrophe risk and while we have a liquidity policy which seeks to ensure sufficient liquidity to withstand claim scenarios at the extreme end of the business plan projections by reference to actual losses in relation to catastrophe events may differ materially from the losses that we estimate, given the significant uncertainties with respect to the estimates and the unpredictable nature of catastrophes. In such scenarios, we may be faced with a shortfall where we are required to settle claims arising under insurance contracts or where we are required to increase the amount of resources required to be held. In such scenarios, we may be required to (a) liquidate investments (including some of our less liquid investments), which may be constrained as a consequence of macroeconomic conditions beyond our control or (b) delay or vary the implementation of our strategic plans so as to maintain appropriate liquidity. Any of the foregoing may affect the amount of business that we can write, as well as our revenue and profitability.

If our risk management and loss mitigation methods fail to adequately manage our exposure to losses, the losses we incur could be materially higher than our expectations and our financial condition and results of operations could be materially adversely affected.

We historically have sought and will continue to seek to manage our exposure to insurance and reinsurance losses through a number of loss limitation methods, including internal risk management procedures, writing a number of our inwards reinsurance contracts on an excess of loss basis, enforcement and oversight of our underwriting processes, outwards reinsurance protection, adhering to maximum limitations on policies whether written on a proportional, first loss, Excess of Loss (XOL) or Possible Maximum Loss (PML) Maximum Foreseeable Loss (MFL) basis, written in defined geographical zones, limiting program size for each client, establishing per risk and per occurrence limitations for each event, employing coverage restrictions and following prudent underwriting guidelines for each program written.

We also seek to limit our loss exposure through geographic diversification. Geographic zone limitations involve significant underwriting judgments, including the determination of the area of the zones and the inclusion of a particular policy within a particular zone's limits. In addition, various provisions contained in our insurance policies and reinsurance contracts, such as limitations or exclusions from coverage or choice of forum clauses negotiated to limit our risks, may not be enforceable in the manner we intend, as it is possible that a court or regulatory authority could nullify or void an exclusion or limitation, or legislation could be enacted modifying or barring the use of these exclusions and limitations. We cannot be sure that these loss limitation methods will effectively prevent a material loss exposure which could have a material adverse effect on our results of operations or financial condition.

Underwriting is a matter of judgment, involving assumptions about matters that are inherently unpredictable and beyond our control, and for which historical experience and probability analysis may not provide sufficient guidance. We have made significant investments through vendor models to develop analytic and modeling capabilities to facilitate our underwriting, risk management, capital modeling and allocation, and risk assessments relating to the risks we assume. These models and other tools help us to manage our risks, understand our capital utilization and risk aggregation, inform management and other stakeholders of capital requirements and seek to improve the risk/return profile or optimize the efficiency of the amount of capital we apply to cover the risks in the individual contracts we sell and in our portfolio as a whole. However, given the inherent uncertainty of modeling techniques and the application of such techniques, the possibility of human or systems error, the challenges inherent in consistent application of complex methodologies in a fluid business environment and other factors, our models, tools and databases may not accurately address the risks we currently cover or the emergence of new matters which might be deemed to impact certain of our coverages.

Many of our methods of managing risk and exposures are based upon observed historical market behavior and statistic-based historical models. As a result, these methods may not predict future exposures, which could be significantly greater than historical measures indicate. These uncertainties can include, but are not limited to, the following:

- The models do not address all the possible hazard characteristics of a catastrophe peril (e.g., the precise path and wind speed of a hurricane);
- The models may not accurately reflect the true frequency of events;
- The models may not accurately reflect a risk's vulnerability or susceptibility to damage for a given event characteristic;
- The models may not accurately represent loss potential to reinsurance contract coverage limits, terms and conditions; and
- The models may not accurately reflect the impact on the economy of the area affected or the financial, judicial, political, or regulatory impact on insurance claim payments during or following a catastrophe event.

Accordingly, our models may understate the exposures we are assuming. Conversely, our models may prove too conservative and contribute to factors which may impede our ability to grow in respect of new markets or perils or in connection with our current portfolio of coverages or the loss environment otherwise may prove more benign than our capital loading for catastrophes or other modeled losses. In such case of excess capital, we may make a judgment about redeploying the capital in lines of businesses or pursuing other capital management activities, such as dividends or share repurchases, which judgment may also depend on modeling techniques and results. If capital models prove inadequate, our result of operations and financial condition may be materially adversely impacted.

Other risk management methods depend on the evaluation of information regarding markets, policyholders or other matters that are publicly available or otherwise accessible to us. This information may not always be accurate, complete, up-to-date or properly evaluated. For example, much of the information that we enter into our risk modelling software is based on third party data that we do not control, and estimates and assumptions that are dependent on many variables, such as assumptions about loss adjustment expenses, insurance-to-value and post-event loss amplification (the temporary local inflation of costs for building materials and labor resulting from increased demand for rebuilding services in the aftermath of a catastrophe).

Accordingly, if the estimates and assumptions that we enter into our risk models are incorrect, or if such models prove to be an inaccurate forecasting tool, the losses we might incur from an actual catastrophe could be materially higher than our expectation of losses generated from modelled catastrophe scenarios, and our financial condition and results of operations could be adversely affected.

We also seek to manage our loss exposure through loss limitation provisions in the policies we issue to customers, such as limitations on the amount of losses that can be claimed under a policy, limitations or exclusions from coverage and provisions relating to choice of forum. These contractual provisions may not be enforceable in the manner that we expect or disputes relating to coverage may not be resolved in our favor. If the loss limitation provisions in our policies are not enforceable or disputes arise concerning the application of such provisions, the losses we might incur from a catastrophic event could be materially higher than our expectations and our financial condition and results of operations could be adversely affected.

In relation to catastrophe risk, we monitor and control the accumulation of risk for a large number of realistic disaster scenario events. There are specific scenarios for natural, man-made and economic disasters, and for different business lines. The assumptions made in such scenarios may not be an accurate guide to actual losses that ultimately are incurred in respect of a particular catastrophe.

No assurances can be made that these loss limitation methods will be effective and mitigate our loss exposure. One or more catastrophic events, other loss events, or severe economic events could result in claims that substantially exceed our expectations, or the protections set forth in our policies could be voided, which, in either case, could have a material adverse effect on our financial condition or results of operations, possibly to the extent of reducing or eliminating shareholders' equity.

A significant amount of our assets are invested in fixed maturity securities and are subject to market fluctuations.

Our investment portfolio includes a substantial amount of fixed maturity securities. As of December 31, 2021, our investment in fixed maturity securities was approximately \$420.9 million, or 46.0% of our total investment and cash portfolio, including cash and cash equivalents. As of that date, our portfolio of fixed maturity securities consisted of corporate securities (98.1%) and government securities (1.9%).

The fair value of these assets and the investment income from these assets fluctuate depending on general economic and market conditions. The fair value of fixed maturity securities generally decreases as interest rates rise. If significant inflation or an increase in interest rates were to occur, the fair value of our fixed maturity securities would be negatively impacted. Conversely, if interest rates decline, investment income earned from future investments in fixed maturity securities will be lower. Some fixed maturity securities, such as mortgage-backed and other asset-backed securities, also carry prepayment risk as a result of interest rate fluctuations. Additionally, given the low interest rate environment, we may not be able to successfully reinvest the proceeds from maturing securities at yields commensurate with our target performance goals.

The value of investments in fixed maturity securities is subject to impairment as a result of deterioration in the credit worthiness of the issuer, default by the issuer (including states and municipalities) in the performance of its obligations in respect of the securities and/or increases in market interest rates. To a large degree, the credit risk we face is a function of the economy; accordingly, we face a greater risk in an economic downturn or recession. During periods of market disruption, it may be difficult to value certain of our securities, particularly if trading becomes less frequent and/or market data becomes less observable. There may be certain asset classes that were acquired in active markets with significant observable data that become illiquid due to the current financial environment. In such cases, more securities may require additional subjectivity and management judgment.

Although the historical rates of default on state and municipal securities have been relatively low, our state and municipal fixed maturity securities could be subject to a higher risk of default or impairment due to declining municipal tax bases and revenue. Many states and municipalities operate under deficits or projected deficits, the severity and duration of which could have an adverse impact on both the valuation of our state and municipal fixed maturity securities and the issuer's ability to perform its obligations thereunder. Additionally, our investments are subject to losses as a result of a general decrease in commercial and economic activity for an industry sector in which we invest, as well as risks inherent in particular securities.

Although we attempt to manage these risks through the use of investment guidelines and other oversight mechanisms and by diversifying our portfolio and emphasizing preservation of principal, our efforts may not be successful. Impairments, defaults and/or rate increases could reduce our net investment income and net realized investment gains or result in investment losses. Investment returns are currently, and will likely continue to remain, under pressure due to the continued low inflation, actions by the Federal Reserve, economic uncertainty, more generally, and the shape of the yield curve. As a result, our exposure to the risks described above could materially and adversely affect our results of operations, liquidity and financial condition.

Losses on our investments may reduce our overall capital and profitability.

Our invested assets include a substantial amount of interest rate and credit sensitive instruments such as corporate debt securities. Fluctuations in interest rates may affect our future returns on such investments, as well as the market values of, and corresponding levels of capital gains or losses on, such investments. Interest rates are highly sensitive to many factors, including governmental monetary policies, domestic and international economic and political conditions and other factors beyond our control. A decline in interest rates improves the market value of existing instruments but reduces returns available on new investments, thereby negatively impacting our future investment returns. Conversely, rising interest rates reduce the market value of existing investments but should positively impact our future investment returns. During periods of declining market interest rates, we could be forced to reinvest the cash we receive as interest or return of principal on our investments in lower-yielding instruments. Issuers of fixed income securities could also decide to redeem such securities early in order to borrow at lower market rates, which would increase the percentage of our investment portfolio that we would have to reinvest in lower-yielding investments of comparable credit quality or in lower credit quality investments offering similar yields. Given current low interest rate levels, in the future we are likely to be subject to the effects of potentially increasing rates. Although we attempt to manage the risks of investing in a changing interest rate environment, we might not be able to mitigate interest rate sensitivity completely, and a significant or prolonged increase or decrease in interest rates could have a material adverse effect on our results of operations or financial condition.

We are exposed to counterparty risk in relation to our investments, including holdings of debt instruments to which we are a party. In particular, our business could suffer significant losses due to defaults on corporate bonds and ratings downgrades.

Furthermore, as a result of holding debt securities, we are exposed to changes in credit spreads. Widening credit spreads could result in a reduction in the value of fixed income securities that we hold but increase investment income related to purchases of new fixed income securities, whereas tightening of credit spreads will generally increase the value of fixed income securities at higher yields that we hold but decrease investment income generated through purchases of any new fixed income securities.

We also hold equity securities. Equity investments are subject to volatility in prices based on market movements, which can impact the gains that can be achieved. We periodically adjust the accounting book values of our investment portfolio (“mark-to-market”) which could result in increased volatility and uncertainty surrounding reported profits and net asset values at any point in time.

We also invest to a limited extent in real estate in Jordan and Lebanon. Real estate is subject to price volatility as a result of interest rate movements and general market conditions, which can impact the value of the real estate portfolio and the rent chargeable to tenants.

Moreover, a major loss, series of losses or reduction in premium income could result in a sustained cash outflow requiring early realization, which may involve selling a portion of our investments into a depressed market, which could decrease our returns from investments and strain our capital position.

Furthermore, challenging market conditions are likely to make our assets less liquid, particularly affecting those assets which are by their nature already inherently less liquid. If, in such conditions, we require significant amounts of cash on short notice in excess of normal cash requirements (for example, to meet higher-than-anticipated claims) or are required to post or return collateral in connection with certain of our reinsurance contracts, credit agreements or invested portfolio, we may have difficulty selling any of our less liquid investments in a timely manner, or may be forced to sell them for less than we otherwise would have been able to realize if sold in other circumstances.

Market volatility, changes in interest rates, changes in credit spreads and defaults, a lack of pricing transparency, market illiquidity, declines in equity prices, and foreign currency movements, alone or in combination, could have a material adverse effect on our results of operations and financial condition through realized losses, impairments or changes in unrealized positions. Although we attempt to protect our investment portfolio against the foregoing risks, we cannot ensure that such measures will be effective. In addition, a decrease in the value of our investments may result in a reduction in overall capital, which may have a material adverse effect on our results of operations and our financial condition.

Our results of operations, liabilities and investment portfolio may be materially affected by conditions affecting the level of interest rates in the global capital markets and major economies, such as central bank policies on interest rates and the rate of inflation.

As a global insurance and reinsurance company, we are affected by the monetary policies of the Bank of England, the European Central Bank, the Board of Governors of the U.S. Federal System and other central banks around the world. Since the financial crisis of 2007 and 2008, these central banks have taken a number of actions to spur economic activity, such as keeping target interest rates low and supporting the prices of financial assets through “quantitative easing”. Unconventional monetary policy from the major central banks, and reversal of such policies, and moderate global economic growth remain key uncertainties for markets and our business.

Our exposure to interest rate risk relates primarily to the market price and yield variability of outstanding fixed income instruments that are associated with changes in prevailing interest rates. Our investment portfolio contains interest rate-sensitive instruments, such as fixed income securities which have been, and will likely continue to be, affected by variations in the level of interest rates, whether due to changes in central bank monetary policies, domestic and international fiscal policies as well as more general economic and political conditions, resulting levels of inflation and other factors beyond our control.

Interest rates are highly sensitive to the foregoing factors. For example, inflation could lead to higher interest rates and falling fixed income prices, causing the current unrealized gain position in our fixed income portfolio to decrease. As a result of the interest rate environment, we have diversified our investment portfolio by investing in a real estate fund and in emerging market debt to enhance the returns on our investment portfolio. However, these assets are riskier in nature, with potentially greater volatility based upon changes in economic factors.

Steps that may be taken by central banks to raise interest rates in the future in order to combat inflation could, in turn, lead to an increase in our loss costs. Changes in the level of inflation also could result in an increased level of uncertainty in our estimation of loss reserves for our specialty long-tail segment lines of business. As a result of the above factors, our business, financial condition, liquidity or operating results could be adversely affected.

The determination of the amount of expected credit losses (ECL) and impairments taken on our investments and intangible assets, respectively, involves the estimation of uncertainties which, if they turn out to be incorrect, could have a material adverse effect on our results of operations and financial condition.

We perform an ECL assessment for our investments not held at fair value through profit or loss. ECL for an investment contract is based on the difference between the contractual cash flows due in accordance with the investment contract and all the cash flows that we expect to receive with respect to such contract, discounted at an approximation of the original effective interest rate. The assessment of ECL is sensitive to changes in underlying circumstances, the applicable interest rate environment and the existing economic conditions outlook. Assessing the accuracy of the level of ECL recorded in our financial statements is inherently uncertain given the subjective nature of the process which may result in additional ECL being taken in the future with respect to events that may impact specific investments.

Intangible assets are originally recorded at cost. Intangible assets are reviewed for impairment at least annually or more frequently if indicators are present and assessments are revised as conditions change and new information becomes available. Management updates its evaluations regularly and reflects impairments in operations as such evaluations are revised. Intangible asset impairment charges can result from declines in operating results, divestitures or sustained market capitalization declines and other factors. Impairment charges could materially affect our financial results in the period in which they are recognized. There can be no assurance that our management has accurately assessed the level of impairments taken in our financial statements. Furthermore, management may determine that impairments are needed in future periods and any such impairment will be recorded in the period in which it occurs, which could materially impact our financial position or results of operations. While historically our other-than-temporary

impairments have not been material, historical trends may not be indicative of future impairments or allowances. As of December 31, 2021, intangible assets represented approximately 1.1% of shareholders' equity. We continue to monitor relevant internal and external factors and their potential impact on the fair value of our reportable segments, and if required, we will update our impairment analysis.

We cannot guarantee that our reinsurers will pay in a timely fashion, if at all, and, as a result, we could experience losses.

We purchase reinsurance by transferring part of the risk that we have assumed, known as ceding, to a reinsurance company in exchange for part of the premium we receive in connection with the risk. Although reinsurance makes the reinsurer contractually liable to us to the extent the risk is transferred or ceded to the reinsurer, it does not relieve us, the reinsured, of our liability to our policyholders. Our reinsurers may not pay the recoverable reinsurance that they owe to us or they may not pay such recoverables on a timely basis. Accordingly, we bear credit risk with respect to our reinsurers, and if our reinsurers fail to pay us, our financial results would be adversely affected. Underwriting results and investment returns of some of our reinsurers may affect their future ability to pay claims. In addition, from time to time we engage in disputes with reinsurers regarding their contractual obligations, which may involve arbitration or litigation and could involve amounts that are material. As of December 31, 2021, the amount owed to us from our reinsurers for paid claims was approximately \$16.6 million and the portion of our case reserves due from reinsurers was approximately \$120.3 million. A failure by reinsurers to cover their portion of our liabilities, and/or disputes with reinsurers over the extent or applicability of their obligations to us, could depending on the amounts involved have a material adverse effect on our results of operations and business. For a discussion of certain ongoing disputes with reinsurers, see Note 26 to IGI's consolidated financial statements included elsewhere in this annual report.

Our operating subsidiaries are rated and a decline in any of these ratings could adversely affect our standing among brokers and customers and cause our premiums and earnings to decrease.

Ratings have become an increasingly important factor in establishing the competitive position of insurance and reinsurance companies. Rating agencies represent independent opinions of the financial strength of insurers and reinsurers and their ability to meet policyholder obligations. We currently hold financial strength ratings assigned by third party rating agencies which assess and rate the claims paying ability and financial strength of insurers and reinsurers. The ratings of our operating subsidiaries are subject to periodic review by, and may be placed on credit watch, revised downward or revoked at the sole discretion of A.M. Best Inc. or S&P Global Ratings. We currently hold a stable outlook rating of "A (Excellent)" from A.M. Best Inc. and a stable outlook rating of "A-" from S&P.

If the ratings of our operating subsidiaries are reduced from their current levels by A.M. Best Inc. or S&P Global Ratings, our competitive position in the insurance industry might suffer and it might be more difficult for us to market our products, expand our insurance and reinsurance portfolio and renew our existing insurance and reinsurance policies and agreements. A downgrade may also require us to establish trusts or post letters of credit for ceding company clients and could trigger provisions allowing some clients to terminate their insurance and reinsurance contracts with us. Some contracts also provide for the return of the premium for the unexpired periods to the ceding client in the event of a rating downgrade. It is increasingly common for our reinsurance contracts to contain such terms. A significant downgrade could result in a substantial loss of business as ceding companies and brokers that place such business move to other reinsurers with higher claims-paying and financial strength ratings and therefore could have a material adverse effect on our results of operations and financial condition.

A.M. Best and S&P Global Ratings periodically review our ratings and may revise them downward or revoke them at their sole discretion based primarily on their analysis of our balance sheet strength (including capital adequacy and claims and claim adjustment expense reserve adequacy), operating performance and business profile. Factors that could affect such an analysis include but are not limited to:

- if we change our business practices from our organizational business plan in a manner that no longer supports our ratings;
- if unfavorable financial, regulatory or market trends affect us, including excess market capacity;
- if our losses exceed our loss reserves;
- if we have unresolved issues with government regulators;

- if we are unable to retain our senior management or other key personnel;
- if a rating agency has concerns with the quality of our risk management;
- if our investment portfolio incurs significant losses; or
- if the rating agencies alter their capital adequacy assessment methodology in a manner that would adversely affect our ratings.

These and other factors could result in a downgrade of our ratings. A downgrade of our ratings could cause our current and future brokers and agents, retail brokers and insureds to choose other, more highly-rated competitors. A downgrade of our ratings could also increase the cost or reduce the availability of reinsurance to us, increase collateral required for our assumed reinsurance business, or trigger termination of assumed and/or ceded reinsurance contracts. A downgrade could also adversely limit our access to the capital markets, which may increase the cost of debt.

In addition, in view of the earnings and capital pressures recently experienced by many financial institutions, including insurance companies, it is possible that rating organizations will heighten the level of scrutiny that they apply to such institutions, will increase the frequency and scope of their credit reviews, will request additional information from the companies that they rate and may increase the capital and other requirements employed in the rating organizations' models for maintenance of certain ratings levels. It is possible that such reviews of the Company may result in adverse ratings consequences, which could have a material adverse effect on our financial condition and results of operations. A downgrade or withdrawal of any rating could severely limit or prevent us from writing new and renewal insurance or reinsurance contracts.

The risk associated with underwriting treaty reinsurance business could adversely affect us.

Like other reinsurers, our reinsurance group does not separately evaluate each of the individual risks assumed under reinsurance treaties. Therefore, we are largely dependent on the original underwriting decisions made by ceding companies. We are subject to the risk that the ceding companies may not have adequately evaluated the risks to be reinsured and that the premiums ceded may not adequately compensate us for the risks we assume.

Consistent with market practice, much of our treaty reinsurance business allows the ceding company to terminate the contract below a certain threshold. Whether a cedent would exercise any of these rights could depend on various factors, such as the reason for and extent of such downgrade, the prevailing market conditions and the pricing and availability of replacement reinsurance coverage. We cannot predict to what extent these contractual rights would be exercised, if at all, or what effect this would have on our financial condition or future operations, but the effect could be material.

A failure in or damage to our operational systems or infrastructure, or those of third parties, could disrupt our businesses and have a material adverse effect on our financial condition and results of operations.

Our business is highly dependent on our ability to process, on a daily basis, a large number of transactions across numerous and diverse markets in many currencies. In particular, we rely on the ability of our employees, our internal systems and systems operated by third parties on behalf of the London insurance market, including technology centers, to process a high volume of transactions. As our client base and geographical reach expands, developing and maintaining our operational systems and infrastructure requires continuing investment. Our financial, accounting, data processing and other operating systems and facilities may fail to operate properly or become disabled as a result of events that are wholly or partially beyond our control, adversely affecting our ability to process these transactions or provide these services.

In addition, our operations rely on the secure processing, storage and transmission of confidential and other information in our computer systems and networks. We rely on these systems for critical elements of our business processes, including, for example, entry and retrieval of individual risk details, premium and claims processing, monitoring aggregate exposures and financial and regulatory reporting. Although we take industry standard protective measures and endeavor to modify them as circumstances warrant, our computer systems, software and networks may be vulnerable to unauthorized access, computer viruses or other malicious code and other events that could have a security impact.

We routinely transmit and receive personal, confidential and proprietary information by email and other electronic means. We have discussed and worked with clients, vendors, service providers, counterparties and other third parties to develop secure transmission capabilities, but we do not have, and may be unable to put in place, secure capabilities with all of our clients, counterparties and other third parties and we may not be able to ensure that these third parties have appropriate controls in place to protect the confidentiality of the information. An interception, misuse or mishandling of personal, confidential or proprietary information being sent to or received from a client, counterparty or other third party could result in legal liability and/or regulatory action (including, without limitation, under data protection and privacy laws and standards) and reputational harm.

If one or more of such events occur, this potentially could jeopardize our or our clients' or counterparties' confidential and other information processed and stored in, and transmitted through, computer systems and networks, or otherwise cause interruptions or malfunctions in our, our clients', our counterparties' or third parties' operations, which could result in significant losses or reputational damage. We may be required to expend significant additional resources to modify our protective measures or to investigate and remediate vulnerabilities or other exposures, and we may be subject to litigation and financial losses that are either not insured against or not fully covered through any insurance maintained by us. Any expansion of existing or new laws and regulations regarding data protection could further increase our liability should protected data be mishandled or misused.

While we maintain a disaster recovery database and are currently implementing a real-time disaster recovery system, we operate from premises and in markets that may be affected by acts of terrorism or nuclear, chemical, biological or radiological exposure, as well as effects resulting from the COVID-19 pandemic. Such actions may be uninsurable and, were they to occur in our premises or those of third parties with or through which we conduct our business, it could prevent us from carrying on that business, which could have a material adverse effect on our results of operations.

We have outsourced certain technology and business process functions to third parties and may continue to do so in the future. Our outsourcing of certain technology and business process functions to third parties may expose us to increased risk related to data security, service disruptions or the effectiveness of our control system, which could result in monetary and reputational damage or harm to our competitive position. These risks could grow as vendors increasingly offer cloud-based software services rather than software services which can be run within our data centers.

Any of the foregoing could have a material adverse effect on our financial condition and results of operations.

We could be adversely affected by the loss of one or more key employees or by an inability to attract and retain qualified personnel, which could negatively affect our financial condition, results of operations, or ability to realize our strategic business plan.

Our success has depended and will continue to depend on the continued services and continuing contributions of our underwriters, management and other key personnel and our ability to continue to attract, motivate and retain the services of qualified personnel. While we have entered into employment contracts or letters of appointment with such key personnel, the retention of their services cannot be guaranteed. We may also encounter unforeseen difficulties associated with the transition of members of our senior management team to new or expanded roles necessary to execute our strategic and tactical plans from time to time.

The pool of talent from which we actively recruit is limited. Although, to date, we have not experienced difficulties in attracting and retaining key personnel, the inability to attract and retain qualified personnel could have a material adverse effect on our financial condition and results of operations. In addition, our underwriting staff is critical to our success in the production of business. While we do not consider any of our key executive officers or underwriters to be irreplaceable, the loss of the services of key executive officers or underwriters or the inability to hire and retain other highly qualified personnel in the future could delay or prevent us from fully implementing our business strategy which could affect our financial performance.

Special considerations apply to our Bermuda operations. Under Bermuda law, non-Bermudians, other than spouses of Bermudians and individuals holding permanent or working resident certificates, are not permitted to engage in any gainful occupation in Bermuda without a work permit issued by the Bermuda Government. A work permit is only granted or extended if the employer can show that, after a proper public advertisement, no Bermudian, spouse of a Bermudian or individual holding a permanent or working resident certificate, who meets the minimum standards reasonably required for the position, is available. The Bermuda Government places a six-year term limit on

individuals with work permits, subject to specified exemptions for persons deemed to be key employees of businesses with a significant physical presence in Bermuda. No assurances can be given that any work permit will be issued or, if issued, renewed upon the expiration of the relevant term.

Offices in other jurisdictions, such as Dubai, may have residency and other mandatory requirements that affect the composition of our local boards of directors, executive teams and choice of third party service providers. Due to the competition for available talent in such jurisdictions, we may not be able to attract and retain personnel as required by our business plans, which could disrupt operations and adversely affect our financial performance.

Our success will depend in part upon our continuing ability to recruit and retain employees of suitable skill and experience, and we may find that we are not able to recruit sufficient or qualified staff, or that the individuals that we would like to recruit will not be able to obtain the necessary work permits if required, or that we will not be able to retain such staff. The loss of the services of one, or some of, the underwriters, management or other key personnel or the inability to recruit and retain staff of suitable quality could adversely affect our ability to continue to conduct our business, which could have a material adverse effect on our results of operations and financial condition.

We enter into various contractual arrangements with third parties generally, including brokers, insurance, reinsurance and financing arrangements; any deterioration in the creditworthiness of, defaults by, commingling of funds by, or reputational issues related to, counterparties or other third parties with whom we transact business could adversely impact our financial condition and results of operations.

We are exposed to credit risk relating to policyholders, independent agents and brokers. For example, our policyholders, independent agents or brokers may not pay a part of or the full amount of premiums owed to us, and our brokers or other third party claim administrators may not deliver amounts owed on claims under our insurance and reinsurance contracts for which we have provided funds. If the counterparties or other third parties with whom we transact business default or fail to meet their payment obligations, it could materially adversely affect our financial condition and results of operations. If the counterparties or other third parties with whom we transact business experience reputational issues, they may in turn cause other counterparties, third parties or customers to question our reputation in respect of choosing to enter into contractual arrangements with such counterparties.

As credit risk is generally a function of the economy, we face a greater credit risk in an economic downturn. While we attempt to manage credit risks through underwriting guidelines, collateral requirements and other oversight mechanisms, our efforts may not be successful. For example, to reduce such credit risk, we may require certain third parties to post collateral for some or all of their obligations to us. In cases where we receive pledged securities and the applicable counterparty is unable to honor its obligations, we may be exposed to credit risk on the securities pledged and/or the risk that our access to that collateral may be stayed as a result of bankruptcy. In cases where we receive letters of credit from banks as collateral and one of our counterparties is unable to honor its obligations, we are exposed to the credit risk of the banks that issued the letters of credit. During 2021, no third parties were required to post collateral for our benefit.

Brokers present a credit risk to us. We will pay amounts owed on valid claims under our insurance and reinsurance contracts to brokers, and these brokers, in turn, will pay these amounts over to the clients making the claim under the policy underwritten by us. If a broker fails to make such a payment, it is possible that we will be liable to the client for the deficiency in a particular jurisdiction because of local laws or contractual obligations under the applicable Terms of Business Agreement in place and settlement terms and conditions as set out in the relevant contract. Likewise, in certain jurisdictions, when the insured or ceding insurer pays premiums for these policies to brokers for payment over to us, these premiums might be considered to have been paid and the insured or ceding insurer will no longer be liable to us for those amounts only where the broker was appointed as our agent under the applicable Terms of Business Agreement in place and underlined terms and conditions as set out in the relevant contract, whether or not we have actually received the premiums from the broker, while leaving us at risk in respect of the underlying policy. These risks are heightened during periods characterized by financial market instability and/or an economic downturn or recession. Consequently, we assume a degree of credit risk associated with our brokers. We have experienced some losses related to this credit risk in the past.

In addition, brokers generally are entitled to commingle payments made by, or owing to, us, with their other client monies. These commingled funds owing to us could then be claimed by other creditors or otherwise disposed of, which could prevent us from recovering the amount due. However, the majority of insurance policies have Premium Payment Warranties that enable us to cancel coverage in case of non-payment of premiums. Of the brokers with whom

we transact business, as of December 31, 2021, 86% were located in the UK, 3% were located elsewhere in Europe, 10% were located in the MENA region, Africa or Asia, the majority of which were from subsidiaries of UK brokers, and 1% were located in North, South and Central America.

Our operating results may be adversely affected by the failure of policyholders, brokers or other intermediaries to honor their payment obligations.

In accordance with industry practice, we generally pay amounts owed on claims under our insurance and reinsurance contracts to brokers and these brokers, in turn, pay these amounts to the clients that purchased insurance and reinsurance from us. In some jurisdictions where we write a significant amount of business, depending on whether the broker is our agent or the client's agent, if a broker fails to make such a payment it is highly likely that we will be liable to the client for the deficiency because of local laws or contractual obligations. Likewise, when the client pays premiums for policies to brokers for payment to us, these premiums are generally considered to have been paid and, in most cases, the client will no longer be liable to us for those amounts whether or not we have actually received the premiums. Consequently, we assume a degree of credit risk associated with brokers with respect to most of our (re) insurance business.

In addition, bankruptcy, liquidity problems, distressed financial conditions or the general effects of economic recession may increase the risk that policyholders may not pay a part of, or the full amount of, premiums owed to us despite an obligation to do so. While a majority of our policies include a premium payment warranty, it is possible that some policies may not permit us to cancel our insurance even if we have not received payment. If non-payment becomes widespread, whether as a result of bankruptcy, lack of liquidity, adverse economic conditions, operational failure, delay due to litigation, bad faith and fraud or other events, it could have a material adverse impact on our business and operating results.

Our liquidity and counterparty risk exposures may be adversely affected by the impairment of financial institutions.

We routinely execute transactions with counterparties in the financial services industry, including brokers and dealers, commercial banks, investment banks and other institutions. We are exposed to the risk that these counterparties are unable to make payments or provide collateral to a third party when required, or that securities that we own are required to be sold at a loss in order to meet liquidity, collateral or other payment requirements. In addition, our investments in various fixed income securities issued by financial institutions expose us to credit risk in the event of default by these issuers. With respect to derivatives transactions that require exchange of collateral, due to market movements, our risk may be exacerbated in the event of default by a counterparty. Any such losses could materially and adversely affect our business and operating results. In such an event, we may not receive the collateral due to us from the defaulted counterparty.

We are exposed to credit risk in certain areas of our business operations.

In addition to exposure to credit risk related to our investment portfolio, and reliance on brokers and other agents, we are subject to credit risk with respect to our reinsurance because the ceding of risk to reinsurers and retrocessionaires does not relieve us of our liability to the clients or companies we insure or reinsure. Our reinsurers may not pay the reinsurance recoverables that they owe to us or they may not pay such recoverables on a timely basis. The collectability of reinsurance is subject to the solvency of the reinsurers, interpretation and application of contract language and other factors. We are selective in regard to our reinsurers, placing reinsurance with those reinsurers with stronger financial strength ratings from A.M. Best or S&P Global Ratings, a sovereign rating or a combination thereof. Despite strong ratings, the financial condition of a reinsurer may change based on market conditions. In certain instances, we may also require assets in trust, letters of credit or other acceptable collateral to support balances due. However, there is no certainty that we can collect on these collateral agreements in the event of a reinsurer's default.

Additionally, we write retrospectively rated policies (i.e., policies in which premiums are adjusted after the policy period based on the actual loss experience of the policyholder during the policy period). In this instance, we are exposed to credit risk to the extent the adjusted premium is greater than the original premium. Although we have not experienced any material credit losses to date, an increased inability of our policyholders to meet their obligations to us could have a material adverse effect on our financial condition and results of operations.

Although we have not experienced any material credit losses to date, an inability of our reinsurers or retrocessionaires to meet their obligations to us could have a material adverse effect on our financial condition and results of operations. Our losses for a given event or occurrence may increase if our reinsurers or retrocessionaires dispute or fail to meet their obligations to us or the reinsurance protections purchased by us are exhausted or are otherwise unavailable for any reason. Our failure to establish adequate reinsurance arrangements or the failure of our existing reinsurance arrangements to protect us from overly concentrated risk exposure could adversely affect our financial condition and results of operations.

We may be forced to retain a higher proportion of risks than we would otherwise prefer, incur additional expense, or purchase reinsurance from companies with a higher credit risk or we may underwrite fewer or smaller contracts or seek alternatives such as, for example, risk transfer to capital markets. Any of these factors could negatively impact our financial performance.

We may not be able to raise capital in the long term on favorable terms or at all.

Each of our regulated underwriting entities is required to meet stipulated regulatory capital requirements. These include capital requirements imposed by the UK Prudential Regulation Authority, the Malta Financial Services Authority and the Bermuda Monetary Authority.

While the specific regulatory capital requirements vary between jurisdictions, under applicable regulatory regimes, required capital can be impacted by items such as line of business mix, product type, underwriting premium volume and reserves. The regulatory capital requirements that we may have to comply with are subject to change due to factors beyond our control. In general, regulatory capital requirements are expected to evolve over time as regulators continue to respond to demands for tighter controls over financial institutions, and the expectation is that these requirements will only become more stringent.

An inability to meet applicable regulatory capital requirements in the longer term due to factors beyond our control may lead to intervention by a relevant regulator which, in the interests of customer security, may require us to take steps to restore regulatory capital to acceptable levels, potentially by requiring us to raise additional funds through financings or to reduce or cease to write new business. To the extent we are required to raise additional external funding in the longer term, macroeconomic factors could impact our ability to access the capital markets and the bank funding market and the ability of counterparties to meet their obligations to us.

To the extent that cash flows generated by our operations are insufficient to fund future operating requirements, or that our capital position is adversely impacted by a decline in the fair value of our investment portfolio, losses from catastrophic events or otherwise, we may need to raise additional funds through financings or curtail our growth. Any further equity or debt financings, or capacity needed for letters of credit, if available at all, may be on terms that are unfavorable to us. Our ability to raise such capital successfully would depend upon the facts and circumstances at the time, including our financial position and operating results, market conditions, and applicable legal issues. If we are unable to obtain adequate capital when needed, our business, results of operations and financial condition would be adversely affected. We also may be required to liquidate fixed maturities or equity securities, which may result in realized investment losses.

Our access to capital may be impaired if regulatory authorities or rating agencies take negative actions against us. Our inability to obtain adequate capital when needed could have a negative impact on our ability to invest in, or take advantage of opportunities to expand our businesses, such as possible acquisitions or the creation of new ventures. Any of these effects could have a material adverse effect on our results of operations and financial condition.

Our future capital requirements depend on many factors, including our ability to write new business successfully, deploy capital into more profitable business lines, identify acquisition opportunities, manage investments and preserve capital in volatile markets, and establish premium rates and reserves at levels sufficient to cover losses. Our operations are subject to significant volatility in capital due to our exposure to potentially significant catastrophic events. We monitor our capital adequacy on an ongoing basis. To the extent our funds are insufficient to fund future operating requirements or cover claims losses, we may need to raise additional funds through corporate finance transactions or curtail our growth and reduce our liabilities. Any such financing, if available at all, may be on terms that are not favorable to us. Our ability to raise such capital successfully would depend upon the facts and circumstances at

the time, including our financial position and operating results, market conditions and applicable regulatory filings and legal issues. If we cannot obtain adequate capital on favorable terms, or obtain it at all, our business, financial condition and operating results could be adversely affected.

We are involved in legal and other proceedings from time to time, and we may face damage to our reputation or legal liability as a result.

In the ordinary course of business, we are involved in lawsuits, arbitrations and other formal and informal dispute resolution procedures in a variety of jurisdictions, the outcomes of which will determine our rights and obligations under insurance, reinsurance and other contractual agreements or under tort laws or other legal obligations. Any lawsuit brought against us or legal proceeding that we may bring to enforce our rights could result in substantial costs, divert the time and attention of our management, result in counterclaims (whether meritorious or as a litigation tactic), result in substantial monetary judgments or settlement costs and harm our reputation, any of which could seriously harm our business.

From time to time, we may institute or be named as a defendant in legal proceedings, and we may be a claimant or respondent in arbitration proceedings. These proceedings have in the past involved, and may in the future involve, coverage or other disputes with ceding companies, disputes with parties to which we transfer risk under reinsurance arrangements, disputes with other counterparties or other matters. We are also involved, from time to time, in investigations and regulatory proceedings, certain of which could result in adverse judgments, settlements, fines and other outcomes. We could also be subject to litigation risks arising from potential employee misconduct, including non-compliance with internal policies and procedures. We cannot determine with any certainty what new theories of recovery may evolve or what their impact may be on our business. Multi-party or class action claims may present additional exposure to substantial economic, non-economic or punitive damage awards. The loss of even one of these claims, if it results in a significant damage award or a judicial ruling that was otherwise detrimental, could create a precedent in the industry that affects a great many future or unrelated claims and so could have a material adverse effect on our operating results and financial condition.

We are not currently subject to any pending litigation which individually or in the aggregate would reasonably be expected to have a material adverse effect on our business, financial condition or results of operations. However, in the future, substantial legal liability could materially adversely affect our business, financial condition and results of operations, and could cause significant reputational harm.

Information technology systems that we use could fail or suffer a security breach, which could have a material adverse effect on us or result in the loss of sensitive information.

Our business is dependent upon the operational effectiveness and security of our enterprise systems and those maintained by third parties. Among other things, we rely on these systems to interact with producers, insureds, customers, clients, and other third parties, to perform actuarial and other modeling functions, to underwrite business, to prepare policies and process premiums, to process claims and make claims payments, to prepare internal and external financial statements and information, as well as to engage in a wide variety of other business activities. A significant failure of our enterprise systems, or those of third parties upon which we may rely, whether because of a natural disaster, network outage or a cyber-attack on our systems, could compromise our personal, confidential and proprietary information as well as that of our customers and business partners, impede or interrupt our business operations and result in other negative consequences, including remediation costs, loss of revenue, additional regulatory scrutiny and fines, litigation and monetary and reputational damages.

In addition, our computer systems and network infrastructure present security risks and could be susceptible to hacking, computer viruses, data breaches, or ransomware attacks. Any such failure could affect our operations and could materially adversely affect our results of operations by requiring us to expend significant resources to correct the defect, as well as by exposing us to litigation or losses not covered by insurance. Although we have business continuity plans and other safeguards in place, our business operations may be materially adversely affected by significant and widespread disruption to our physical infrastructure or operating systems and those of third party service providers that support our business.

Our operations rely on the secure processing, transmission and storage of confidential information in our computer systems and networks and the cloud. Our technologies, systems and networks may become the target of cyber-attacks or information security breaches that could result in the unauthorized release, gathering, monitoring,

misuse, loss or destruction of our or our insureds' or reinsureds' confidential, proprietary and other information, or otherwise disrupt our or our insureds', reinsureds' or other third parties' business operations, which in turn may result in legal claims, regulatory scrutiny and liability, reputational damage, the incurrence of costs to eliminate or mitigate further exposure and the loss of customers. Although to date we have not experienced any material losses relating to cyber-attacks or other information security breaches, there can be no assurance that we will not suffer such losses in the future. While we make efforts to maintain the security and integrity of our information technology networks and related systems, and have implemented various measures and an incident response protocol to manage the risk of, or respond to, a security breach or disruption, there can be no assurance that our security efforts and measures will be effective or that attempted security breaches or disruptions would not be successful or damaging. Our risk and exposure to these matters remains heightened because of, among other things, the evolving nature of these threats and the outsourcing of some of our business operations. As a result, cyber-security and the continued development and enhancement of our controls, processes and practices designed to protect our systems, computers, software, data and networks from attack, damage or unauthorized access remain a priority. As cyber-threats continue to evolve, we may be required to expend significant additional resources to continue to modify or enhance our protective measures or to investigate and remediate any information security vulnerabilities.

Although we have implemented controls and have taken protective actions to reduce the risk of an enterprise failure and protect against a security breach, such measures may be insufficient to prevent, or mitigate the effects of, a global natural disaster, cyber-attack, or other disruption on our systems that could result in liability to us, cause our data to be corrupted or stolen and cause us to commit resources, management time and money to prevent or correct those failures.

Moreover, employee or agent negligence, error or misconduct may be difficult to detect and prevent, and could materially adversely affect our operations.

It is not always possible for us to prevent or detect employee or agent negligence, error and misconduct and the precautions taken to prevent or detect this activity may not be effective in all cases. Resultant losses could have a material adverse effect on our business, results of operations and financial condition.

Our business depends on our ability to process a large number of increasingly complex transactions. If any of our operational, accounting, or other data processing systems fail or have other significant shortcomings, we could be materially adversely affected. Moreover, third parties with whom we do business, including vendors that provide services or security solutions for our operations, could also be sources of operational and information security risk to us, including from breakdowns, failures, or capacity constraints of their own systems or employees. Any of these occurrences could diminish our ability to operate our business, or cause financial loss, potential liability to insureds, inability to secure insurance, reputational damage or regulatory intervention, which could materially adversely affect us.

Disruptions or failures in the physical infrastructure or operating systems that support our business and customers, or cyber-attacks or security breaches of the networks, systems or devices that our customers use to access our products and services, could result in customer attrition, regulatory fines, penalties or intervention, reputational damage, reimbursement or other compensation costs, and/or additional compliance costs, any of which could materially adversely affect our financial condition or results of operations.

Our operating results may be adversely affected by an unexpected accumulation of attritional losses.

In addition to our exposures to catastrophes and other large losses as discussed above, our operating results may be adversely affected by unexpectedly large accumulations of attritional losses. Attritional losses are defined as losses from claims excluding catastrophes and large one-off claims. We seek to manage this risk by using appropriate underwriting processes to guide the pricing, terms and acceptance of risks. These processes, which may include pricing models, are intended to ensure that premiums received are sufficient to cover the expected levels of attritional losses and a contribution to the cost of catastrophes and large losses where necessary. However, it is possible that our underwriting approaches or our pricing models may not work as intended and that actual losses from a class of risks may be greater than expected. Our pricing models are also subject to the same limitations as the models used to assess our exposure to catastrophe losses noted above. Accordingly, these factors could adversely impact our business, financial condition and/or results of operations.

We are dependent on the use of third-party software and data, and any reduction in third party product quality or any failure to comply with our licensing requirements could have a material adverse effect on our business, financial condition or results of operations.

We rely on third-party software and data in connection with our underwriting, claims, investment, accounting and finance activity. We depend on the ability of third-party software and data providers to deliver and support reliable products, enhance their current products, develop new products on a timely and cost-effective basis, and respond to emerging industry standards and other technological changes. Third-party software and data we use may become obsolete or incompatible with versions of products that we will be using in the future, or may lead to temporary or permanent data loss when upgraded to newer versions.

We anticipate that we will continue to rely on such third-party software in the future. Although we believe that there are commercially reasonable alternatives to the third-party software we currently license, this may not always be the case, or it may be difficult or costly to replace such software. In addition, integration of new third-party software may require significant work and require substantial investment of our time and resources. Our use of additional or alternative third-party software would require us to enter into license agreements with third parties, which may not be available on commercially reasonable terms or at all. Many of the risks associated with the use of third-party software cannot be eliminated, and these risks could negatively affect our business.

We also monitor our use of third-party software and data to comply with applicable license requirements. Despite our efforts, such third parties may challenge our use of such software and data, resulting in loss of rights or costly legal actions. Our business could be materially adversely affected if we are not able, on a timely basis, to effectively replace the functionality provided by software or data that becomes unavailable or fails to operate effectively for any reason. Any of the foregoing could have a material adverse effect on our results of operations.

If we are unable to keep pace with the technological advancements in the insurance industry, our ability to compete effectively could be impaired.

We are committed to developing and maintaining information technology systems that will allow our insurance subsidiaries to compete effectively. There can be no assurance that the development of current technology for future use will not result in our being competitively disadvantaged, especially with those carriers that have greater resources. If we are unable to keep pace with the advancements being made in technology, our ability to compete with other insurance companies who have advanced technological capabilities will be negatively affected. Further, if we are unable to effectively execute and update or replace our key legacy technology systems as they become obsolete or as emerging technology renders them competitively inefficient, our competitive position and cost structure could be adversely affected.

Compliance with laws and regulations governing the processing of personal data and information may impede our services or result in increased costs. The failure to comply with such data privacy laws and regulations could result in material fines or penalties imposed by data protection or financial services conduct regulators and/or awards of civil damages and any data breach may have a material adverse effect on our reputation, results of operations or financial condition, or have other adverse consequences.

Our business relies on the processing of data in many jurisdictions and the movement of data across national borders. The collection, storage, handling, disclosure, use, transfer and security of personal information that occurs in connection with our business is subject to federal, state and foreign data privacy laws. These legal requirements are not uniform and continue to evolve, and regulatory scrutiny in this area is increasing around the world. In many cases, these laws apply not only to third party transactions, but also to transfers of information among us and our subsidiaries. Privacy and data protection laws may be interpreted and applied differently from country to country and may create inconsistent or conflicting requirements.

One leading data protection law is the General Data Protection Regulation (the “GDPR”), which came into force throughout the EU in May 2018 and has extra-territorial effect. The GDPR applies not only to companies in the EU but also to companies anywhere in the world that collect personal data from individuals in the EU in connection with offering goods or services to such individuals or monitoring their behavior in the EU. It also imposes obligations on EU companies processing data of non-EU citizens. The GDPR imposes extensive requirements regarding the processing of personal data and confers rights on data subjects including the “right to be forgotten” and the right to “portability”

of personal data. The GDPR imposes significant punishments for non-compliance which could result in a penalty of up to 4% of a company's global annual revenue. Many other jurisdictions around the world also have enacted privacy and data protection laws, and these laws continue to evolve and expand.

Compliance with the enhanced obligations imposed by the GDPR and other privacy and data protection laws requires investment in appropriate technical or organizational measures to safeguard the rights and freedoms of data subjects, which may result in significant costs to our business and may require us from time to time to further amend certain of our business practices. Enforcement actions, investigations and the imposition of substantial fines and penalties by regulatory authorities as a result of data security incidents and privacy violations have increased dramatically in recent years. The enactment of more restrictive laws, rules, regulations, or future enforcement actions or investigations could impact us through increased costs or restrictions on our business, and noncompliance could result in regulatory penalties, significant legal liability, and reputational damage and cause us to lose business.

In addition, unauthorized disclosure or transfer of sensitive or confidential client or Company data, whether through systems failure, employee negligence, fraud or misappropriation, by us or other parties with whom we do business, could subject us to significant litigation, monetary damages, regulatory enforcement actions, fines and criminal prosecution in one or more jurisdictions. Such events could also result in negative publicity and damage to our reputation and cause us to lose business, which could therefore have a material adverse effect on our results of operations.

We are exposed to fluctuations in exchange rates which may adversely affect our operating results.

We are exposed to currency risk mainly on insurance written premiums and incurred claims that are denominated in a currency other than our functional currency. The currencies in which these transactions are primarily denominated are Sterling (GBP), euro (EUR) and the Australian Dollar (AUD). As a significant portion of our transactions are denominated in U.S. dollars, this reduces currency risk. Intra-group transactions are primarily denominated in U.S. dollars.

Part of our monetary assets and liabilities are denominated in a currency other than our functional currency and are subject to risks associated with currency exchange fluctuation. We reduce some of this currency exposure by maintaining some of our bank balances in foreign currencies in which some of our insurance payables are denominated.

We are exposed to changes in exchange rates arising from the mismatch of cash flows due to currency exchange fluctuations.

We are also subject to currency translation risk, which arises from the translation into our functional currency for reporting purposes of income from operations conducted in other currencies, which can cause volatility in reported earnings from our business conducted overseas and translation gains and losses. In preparing our financial statements, we use period-end rates to translate all monetary assets and liabilities in foreign currencies in the balance sheet to our functional currency and presentational currency. The non-monetary assets and liabilities, namely unearned premium reserves, loss reserves and deferred acquisition costs, are measured at fair value and translated using the exchange rates as of the date of the measurement of fair value.

We write business on a worldwide basis, and our results of operations may be affected by fluctuations in the value of currencies other than the U.S. Dollar. The primary foreign currencies in which we operate are the euro, the Sterling and the Australian Dollar. Changes in foreign currency exchange rates may reduce our revenues, increase our liabilities and costs and cause fluctuations in the valuation of our investment portfolio. We may therefore suffer losses solely as a result of exchange rate fluctuations. In order to mitigate our exposure to foreign currency fluctuations in our net insurance liabilities, we have invested and expect to continue to invest in securities denominated in currencies other than the U.S. Dollar. In addition, we may replicate investment positions in foreign currencies using derivative financial instruments. We cannot assure you that we will be able to manage these risks effectively or that they will not have an adverse effect on our business, financial condition or results of operations.

The exit of the United Kingdom from the European Union could have a material adverse effect on our business.

On January 31, 2020, the UK left the EU, commonly referred to as "Brexit". Under the terms of the Brexit withdrawal agreement between the UK and the EU, the UK then entered a transition period whereby it was no longer a member of the EU but would be treated in certain respects as if it remained a member of the single market and customs union until December 31, 2020. On December 24, 2020, the UK and the EU reached agreement on the draft UK-EU

Trade and Cooperation Agreement (“TCA”), which governs a number of areas including trade in goods and in services, digital trade, intellectual property, public procurement, aviation and road transport, energy, fisheries, social security coordination, law enforcement and judicial cooperation in criminal matters, thematic cooperation and participation in EU programmes. On December 30, 2020, the TCA was ratified and implemented in the UK pursuant to the EU (Future Relationship) Act 2020. The agreement was ratified by the European Parliament and the Council of the EU on April 29, 2021 and entered into force on May 1, 2021.

Due to the size and importance of the economy of the UK, the uncertainty and unpredictability concerning the UK’s future laws and regulations (including financial laws and regulations, tax and free trade agreements) as well as its legal, political and economic relationships with the EU, Brexit may continue to be a source of instability in international markets, create significant currency fluctuations or otherwise adversely affect trading agreements or similar cross-border cooperation arrangements (whether economic, tax, fiscal, legal, regulatory or otherwise) for the foreseeable future. It is difficult to determine what the precise impact of the new relationship between UK and the EU will be on general economic conditions in the UK. The uncertainty could contribute to a decline in equity markets, bond markets, interest rates and property prices. In particular, considerable uncertainty remains in the context of the financial services sector. The TCA does not cover financial services (other than through a general undertaking to ensure the implementation and application of internationally agreed standards in the financial services sector for regulation and supervision), leaving decisions of “equivalence” and “adequacy” to be determined by each side unilaterally in due course. In the long term, Brexit could lead to divergence between UK and EU regulatory systems as the UK determines which EU laws and regulations to maintain and which to replace, which could have negative tax, accounting and financial reporting obligations. Any of these effects of Brexit, and others we cannot anticipate, could have a material adverse effect on our business, results of operations and financial condition.

Following Brexit, in June 2021 IGI acquired an EU insurance operation in Malta (as a wholly owned subsidiary of IGI Bermuda), from which we have direct access to the previously inaccessible EU part of the European market which was no longer accessible from the UK. As of December 31, 2020, our UK subsidiary had approximately \$21.6 million of direct business domiciled in the EU, when measured in terms of gross written premium. This figure excludes a further \$15.7 million of business in Norway (which is a member of the EEA but not the EU).

Intra-group arrangements found not to be on arm’s length terms may adversely affect our tax charge.

Trading relationships between our members in different jurisdictions will in general be subject to the transfer pricing regimes of the jurisdictions concerned. We intend to operate intra-group trading arrangements and relationships on demonstrable and documented arm’s length terms. If, however, such trading arrangements were found not to be on arm’s length terms, adjustments might be required to taxable profits in the relevant jurisdictions, which could lead to an increase in our overall tax charge; this could have a material adverse effect on our results of operations and financial condition.

Legislation to adopt these standards has been enacted or is currently under consideration in a number of jurisdictions, including country-by-country reporting. As a result, our earnings may be subject to income tax, or intercompany payments may be subject to withholding tax, in jurisdictions where they are not currently taxed or at higher rates of tax than currently taxed. The applicable tax authorities could also attempt to apply such taxes to past earnings and payments. Any such additional taxes could materially increase our effective tax rate. Also, the adoption of these standards may increase the complexity and costs associated with tax compliance and adversely affect our financial position and results of operations.

If actual renewals of our existing policies and contracts do not meet expectations, our gross written premiums in future fiscal periods and our future operating results could be materially adversely affected.

A majority of our insurance policies and reinsurance contracts are for a one-year term. We make assumptions about the renewal rate and pricing of the prior year’s policies and contracts in our financial forecasting process. If actual renewals do not meet expectations, our gross written premiums in future fiscal periods and our future operating results and financial condition could be materially adversely affected.

Our efforts to expand in targeted geographical markets and lines of business may not be successful and may create enhanced risks.

A number of our planned business initiatives involve expanding in targeted geographical markets and lines of business. To develop new markets and business lines, we may need to make substantial capital and operating expenditures, which may adversely affect our results in the near term. In addition, the demand for our products in new markets and lines of business may not meet our expectations. To the extent we are able to expand in new markets and business lines, our risk exposures may change and the data and models we use to manage such exposures may not be as sophisticated as those we use in existing markets and business lines. This, in turn, could lead to losses in excess of expectations. Moreover, we are considering setting up new offices and increasing staff at existing offices as part of our growth strategy. Such growth, which may include hiring additional underwriters, could make it more difficult for us to monitor and enforce compliance with internal underwriting authorities, limits and controls. We cannot be certain that we will be successful or identify attractive targets in these new markets.

Changes in the method for determining the London Interbank Offered Rate (“LIBOR”) and the potential replacement of LIBOR may affect some of our current future investments.

On July 27, 2017, the Financial Conduct Authority announced its desire to phase out the use of LIBOR by the end of 2021, which may affect investments and borrowings. Since December 31, 2021, all EUR, GBP, JPY and Swiss Franc LIBOR settings and the 1-week and 2-month USD LIBOR settings have ceased to be published or are no longer representative, and after June 30, 2023, the overnight, 1-month, 3-month, 6-month and 12-month USD LIBOR settings will cease to be published or will no longer be representative.

The U.S. Federal Reserve has also begun publishing a Secured Overnight Funding Rate which is intended to replace USD LIBOR. Plans for alternative reference rates for other currencies have also been announced. It is not possible to predict how investment markets will respond to these new rates, and the effect that any changes in LIBOR or the discontinuation of LIBOR might have on new or existing financial instruments, including the effectiveness or ineffectiveness of hedges. However, such changes may adversely impact the value of some of our current or future investments.

Changes may adversely affect the market for securities referencing LIBOR, which in turn could have an adverse effect on LIBOR-linked investments. In addition, changes or reforms to the determination or supervision of LIBOR may result in a sudden or prolonged increase or decrease in reported LIBOR, which could have an adverse impact on the market for LIBOR-based securities.

Risks Relating to Ownership of Our Securities

Our main holding is our ownership of IGI Dubai (and, indirectly, IGI Dubai’s subsidiaries) and such ownership may not be sufficient to pay dividends or make distributions or loans to enable us to pay any dividends on our common shares or satisfy other financial obligations.

We are a holding company and do not directly own any operating assets other than our ownership of interests in IGI Dubai. We depend on IGI Dubai for distributions, loans and other payments to generate the funds necessary to meet our financial obligations, including our expenses as a publicly traded company and to pay any dividends. The earnings from, or other available assets of, IGI Dubai may not be sufficient to make distributions or pay dividends, pay expenses or satisfy our other financial obligations.

Additionally, our primary operating subsidiary is IGI Bermuda, which is subject to Bermuda regulatory constraints that affect its ability to pay dividends on its common shares and make other distributions. Under the Bermuda Insurance Act 1978, as amended (the “Insurance Act”), and related regulations, IGI Bermuda, as a Class 3B insurer, is required to maintain certain minimum capital, liquidity and solvency levels and is prohibited from declaring or paying dividends that would result in noncompliance with this requirement. In addition, a Class 3B insurer is prohibited from declaring or paying any dividends, in any financial year, of more than 25% of its total statutory capital and surplus, as shown on its previous financial year statutory balance sheet, unless at least seven days before payment of the dividends it files an affidavit with the Bermuda Monetary Authority that it will continue to meet its required solvency margins.

We are subject to numerous rules and regulations of the SEC and Nasdaq by virtue of being a publicly reporting company in the U.S.

Since March 2020, IGI has been subject to numerous rules, regulations, corporate governance requirements and other reporting obligations in the U.S. by virtue of being a publicly reporting company listed on Nasdaq in the U.S. These include numerous rules, regulations and requirements adopted by the SEC pursuant to the Securities Exchange Act of 1934, as amended the (“Exchange Act”) and the Sarbanes-Oxley Act, as amended (the “Sarbanes-Oxley Act”) and rules and regulations adopted by Nasdaq. The significant regulatory oversight and reporting obligations imposed on public companies require substantial attention from our senior management and from time to time could divert attention away from the day-to-day management of our businesses, which could have a material adverse effect on our business, financial condition and results of operations. Similarly, corporate governance obligations, including with respect to the development and implementation of appropriate corporate governance policies, and concurrent service on the board of directors and possibly multiple board committees, impose additional burdens on our non-executive directors.

As a result of these regulatory requirements, we have incurred higher costs associated with being a public company, including significant additional legal, compliance, accounting, reporting, insurance and other applicable costs following completion of the Business Combination. This includes hiring of more employees or engaging outside consultants to comply with these requirements.

The expenses incurred by public companies generally for reporting and corporate governance purposes have been increasing. We may need to hire more employees or engage outside consultants to comply with these requirements, which will increase our costs and expenses. Being a public company could make it more difficult or costly for us to obtain certain types of insurance, including director and officer liability insurance, and we may be forced to accept reduced policy limits and coverage or incur substantially higher costs to obtain the same or similar coverage. Being a public company could also make it more difficult and expensive for us to attract and retain qualified persons to serve on our board of directors, board committees or as executive officers. Furthermore, if we are unable to satisfy our obligations as a public company, we could be subject to delisting of our common shares, fines, sanctions and other regulatory action and potentially civil litigation.

Before we became a U.S. public company, during 2019, IGI Dubai made approximately \$90,000 of salary advances to one of our executive officers. Section 402 of the Sarbanes-Oxley Act of 2002 prohibits a public company from extending or maintaining credit or arranging for the extension of credit in the form of a “personal loan” to directors or executive officers. While these advances remained outstanding following the closing of the Business Combination in March 2020, the advances were paid off during 2020 and as of December 31, 2020 and thereafter there have been no outstanding advances or other loans to directors and officers.

Failure to maintain effective internal control over financial reporting (ICOFR) could have a material adverse effect on our business, operating results and stock price.

On April 12, 2021, the SEC Staff issued the SEC Staff Statement, wherein the SEC Staff expressed its view that certain terms and conditions common to Special Purpose Acquisition Companies (“SPACs”) warrants may require the warrants to be classified as liabilities on the SPAC’s balance sheet as opposed to being treated as equity for purposes of U.S. GAAP. Specifically, the SEC Staff Statement focused on certain settlement terms and provisions related to certain tender offers following a business combination. As a result of the SEC Staff Statement, although the Company’s financial statements are prepared in accordance with IFRS as adopted by the IASB, as opposed to U.S. GAAP, we reevaluated the accounting treatment of our public and private warrants. As a result of our reevaluation, and following discussion with the staff of the SEC, we decided to restate our previously issued consolidated financial statements for the year ended December 31, 2020. As a result, the warrants are now classified as liabilities at fair value in the Company’s consolidated statement of financial position at December 31, 2020 and 2021 and the change in the fair value of such liabilities in each period is recognized as a gain or loss in the Company’s consolidated statement of income.

In light of the restatement, the Company reassessed the effectiveness of its disclosure controls and procedures and internal controls over financial reporting as of December 31, 2020, and concluded that as of December 31, 2020 its internal controls over financial reporting were not effective due to a material weakness in the internal controls around complex accounting applications. Specifically the review controls over the evaluation of complex, non-routine

financial instrument transactions, were not sufficient to detect the proper accounting and reporting for the Warrants previously issued by Tiberius, which were outstanding and recorded on our consolidated financial statements at the time of the Business Combination with Tiberius.

Since identifying such material weakness, our management has implemented a remediation plan in order to address the material weakness, including, among other things, expanding and improving our review process for complex securities and related accounting standards, enhancing access to accounting literature, professional training regarding complex accounting applications and employing additional staff with the requisite experience and training to supplement existing accounting professionals, in addition to consulting with third-party subject matter advisors when needed. As a result of such remediation efforts, our management has determined that the above material weakness has been remediated as of December 31, 2021 and that our internal control over financial reporting was effective as of December 31, 2021.

If in subsequent years we detect any additional material weaknesses and are unable to assert that our internal control over financial reporting is effective, we may fail to meet our future reporting obligations in a timely and reliable manner and our financial statements may contain material misstatements. Any such failure could also adversely cause our investors to have less confidence in the accuracy and completeness of our financial reports, which could have a material adverse effect.

If we are unable to remediate our material weaknesses in a timely manner or we identify additional material weaknesses, we may be unable to provide required financial information in a timely and reliable manner and we may incorrectly report financial information. Likewise, if our financial statements are not filed on a timely basis, we could be subject to sanctions or investigations by the stock exchange on which our common shares are listed, the SEC or other regulatory authorities. Failure to timely file will cause us to be ineligible to utilize short form registration statements on Form F-3, which may impair our ability to obtain capital in a timely fashion to execute our business strategies. In either case, there could result a material adverse effect on our business.

We may issue additional common shares or other equity securities without shareholder approval, which would dilute your ownership interests and may depress the market price of our common shares.

We may issue additional common shares or other equity securities of equal or senior rank in the future in connection with, among other things, future acquisitions, without shareholder approval, in a number of circumstances.

Our issuance of additional common shares or other equity securities of equal or senior rank would have the following effects:

- our existing shareholders' proportionate ownership interest in the Company will decrease;
- the amount of cash available per share, including for payment of dividends in the future, may decrease;
- the relative voting strength of each previously outstanding common share may be diminished; and
- the market price of our common shares may decline.

You will have limited ability to bring an action against the Company or against its directors and officers, or to enforce a judgment against the Company or its director and officers, because the Company is incorporated in Bermuda, because the Company conducts its operations primarily outside of the United States and because a majority of the Company's directors and officers reside outside the United States.

We are an exempted company incorporated in Bermuda and, as a result, the rights of the holders of our common shares will be governed by Bermuda law and our memorandum of association and our Amended and Restated Bye-laws. We conduct our operations through subsidiaries which are located primarily outside the U.S. All of our current assets are located outside the U.S., and substantially all of our business is conducted outside the U.S. All of our officers and a majority of our directors reside outside the U.S. and a substantial portion of the assets of those persons are located outside of the U.S. As a result, it could be difficult or highly challenging for you to effect service of process on these individuals in the U.S. in the event that you believe that your rights have been infringed under applicable securities laws or otherwise or to enforce in the U.S. judgments obtained in U.S. courts against the Company or those persons

based on civil liability provisions of the U.S. securities laws. It is doubtful whether the courts in Bermuda will enforce judgments obtained in other jurisdictions, including the U.S., against the Company or its directors or officers under the securities laws of those jurisdictions or entertain actions in Bermuda against the Company or its directors or officers under the securities laws of other jurisdictions. In addition, our Amended and Restated Bye-laws state that all disputes arising out of the Companies Act or out of or in connection with our Amended and Restated Bye-laws are subject to the exclusive jurisdiction of the Supreme Court of Bermuda.

Shareholders of Bermuda exempted companies such as the Company also have no general rights under Bermuda law to inspect corporate records and accounts other than rights to review the Company's memorandum of association and bye-laws, financial statements, minutes of the shareholder meetings and the shareholder register. This could make it more difficult for you to obtain the information needed to establish any facts necessary for a shareholder motion or to solicit proxies from other shareholders in connection with a proxy contest.

As a result of all of the above, public shareholders might have more difficulty in protecting their interests in the face of actions taken by management, members of the board of directors or controlling shareholders than they would as public shareholders of a U.S. company.

Our Amended and Restated Bye-laws designate the Supreme Court of Bermuda, to the fullest extent permitted by law, as the exclusive forum for certain types of actions and proceedings that may be initiated by our shareholders, which could limit our shareholders' ability to bring certain actions or proceedings in a forum of their choosing.

Our Amended and Restated Bye-laws provide that the Supreme Court of Bermuda will be, to the fullest extent permitted by law, the exclusive forum for any dispute that arises concerning the Companies Act or out of or in connection with our Amended and Restated Bye-laws, including any question regarding the existence and scope of any bye-law and/or whether there has been any breach of the Companies Act or the bye-laws by an officer or director (whether or not such a claim is brought in the name of a shareholder or in the name of the Company).

To the fullest extent permitted by law, the forum selection bye-law discussed above will apply to derivative actions or proceedings brought on behalf of the Company and arising under the Securities Act of 1933, as amended (the "Securities Act") or the Exchange Act, although we have been advised by the SEC that in the opinion of the SEC, our shareholders cannot waive compliance with federal securities laws and the rules and regulations thereunder. There is uncertainty as to whether a court would enforce such provision in connection with any such derivative action or proceeding arising under the Securities Act or the Exchange Act, and it is possible that a court could find the forum selection bye-law to be inapplicable or unenforceable.

This forum selection bye-law could limit the ability of our shareholders to bring certain actions or proceedings involving disputes with us or our directors, officers and other employees in a forum of our shareholders' choosing. If a court were to find the forum selection bye-law inapplicable to, or unenforceable in respect of, one or more of the specified types of actions or proceedings, we may incur additional costs associated with resolving such matters in other jurisdictions, which could adversely affect our business and financial condition.

U.S. persons who own our securities may have more difficulty in protecting their interests than U.S. persons who are shareholders of a U.S. corporation.

The Companies Act, which applies to the Company, differs in some material respects from laws generally applicable to U.S. corporations and their shareholders. These differences include, but are not limited to, the manner in which directors must disclose transactions in which they have an interest, the rights of shareholders to bring class action and derivative lawsuits, the scope of indemnification available to directors and officers and provisions relating to amalgamations, mergers and acquisitions and takeovers. Holders of our common shares may therefore have more difficulty protecting their interests than would shareholders of a corporation incorporated in a jurisdiction within the U.S.

Generally, the duties of directors and officers of a Bermuda company are owed to the company and not, in the absence of special circumstances, to the shareholders as individuals. Shareholders of Bermuda companies typically do not have rights to take action against directors or officers of the company and may only do so in limited circumstances. Class actions and derivative actions are typically not available to shareholders under Bermuda law. The Bermuda courts, however, would ordinarily be expected to permit a shareholder to commence an action in the name of a company to remedy a wrong to the company where the act complained of is alleged to be beyond the corporate power of the company or illegal, or would result in the violation of the company's memorandum of association or bye-laws. Our

Amended and Restated Bye-laws state that all disputes arising out of the Companies Act or out of or in connection with the Amended and Restated Bye-laws are subject to the exclusive jurisdiction of the Supreme Court of Bermuda. This would make it more difficult to make certain claims against the Company or its directors or officers in jurisdictions outside of Bermuda, including the U.S. Additionally, our Amended and Restated Bye-laws contain a waiver by the Company's shareholders of any claim or right of action, both individually and on the Company's behalf, against any of the Company's directors or officers. The waiver applies to any action taken by an officer or director, or the failure of an officer or director to take any action, in the performance of his or her duties, except with respect to any matter involving any fraud or dishonesty on the part of the officer or director. This waiver limits the right of shareholders to assert claims against the Company's officers and directors unless the act or failure to act involves fraud or dishonesty.

Nasdaq may delist our securities, which could limit investors' ability to engage in transactions in our securities and subject us to additional trading restrictions.

In order to list common shares and warrants, we were required to meet the Nasdaq initial listing requirements, including the requirement to have at least 300 round lot holders of our common shares, at least 50% of which must hold at least \$2,500 of securities. Although we were able to meet those initial listing requirements, we may be unable to maintain the listing of our securities in the future.

If Nasdaq subsequently delists our securities, we could face significant material adverse consequences, including:

- a limited availability of market quotations for our securities;
- a limited amount of news and analyst coverage for the Company; and
- a decreased ability to issue additional securities or obtain additional financing in the future.

In addition, the permission of the Bermuda Monetary Authority is required, under the provisions of the Exchange Control Act, for all issuances and transfers of shares (which includes our common shares) of Bermuda companies to or from a non-resident of Bermuda for exchange control purposes, other than in cases where the Bermuda Monetary Authority has granted a general permission. The Bermuda Monetary Authority, in its notice to the public dated June 1, 2005, granted a general permission for the issue and subsequent transfer of any securities of a Bermuda company from and/or to a non-resident of Bermuda for exchange control purposes for so long as any "Equity Securities" of the company (which would include our common shares) are listed on an "Appointed Stock Exchange" (which would include Nasdaq). In granting the general permission the Bermuda Monetary Authority accepts no responsibility for our financial soundness or the correctness of any of the statements made or opinions expressed in this annual report. If our common shares are delisted from Nasdaq and not otherwise listed on an Appointed Stock Exchange, the issue and transfer of our equity securities (which would include our common shares) would be subject to the prior approval of the Bermuda Monetary Authority, unless the Bermuda Monetary Authority has granted a general permission in respect of any such issue or transfer.

Provisions in our memorandum of association and our Amended and Restated Bye-laws may inhibit a takeover of us, which could limit the price investors might be willing to pay in the future for our securities and could entrench management.

Our Amended and Restated Bye-laws contain provisions that may discourage unsolicited takeover proposals that our shareholders may consider to be in their best interests. Among other provisions, the staggered board of directors and Wasef Jabsheh's director appointment rights may make it more difficult for our shareholders to remove incumbent management and accordingly discourage transactions that otherwise could involve payment of a premium over prevailing market prices for our securities. For so long as Wasef Jabsheh, together with his family and/or affiliates, own at least 10% of our issued and outstanding common shares, Wasef Jabsheh will be entitled to appoint two directors to our board of directors. For so long as Wasef Jabsheh, together with his family and/or affiliates, own at least 5% of our issued and outstanding common shares, Wasef Jabsheh will be entitled to appoint one director to our board of directors. Other anti-takeover provisions in our Amended and Restated Bye-laws include the ability of our board of directors to issue preference shares with preferences and voting rights determined by the board of directors without shareholder approval, the indemnification of our officers and directors, the requirement that directors may only be removed from our board of directors for cause, the provision that shareholders may take specified action by written consent only if such action is by unanimous written consent, the requirement for the affirmative vote of 66% of the directors then in office and holders of at least 66% of the voting shares to amend specified provisions in our Amended

and Restated Bye-laws and the requirement that a business combination with a 15% shareholder must be approved by an affirmative vote of 66% of the voting shares owned by non-interested shareholders and our board of directors. These provisions could also make it difficult for our shareholders to take certain actions and limit the price investors might be willing to pay for our securities.

As a “foreign private issuer” under the rules and regulations of the SEC, we are permitted to, and will, file less or different information with the SEC than a company incorporated in the United States or otherwise subject to these rules, and will follow certain home country corporate governance practices in lieu of certain Nasdaq requirements applicable to U.S. issuers.

The Company is considered a “foreign private issuer” under the Exchange Act and is therefore exempt from certain rules under the Exchange Act. For example, we are not required to file current reports on Form 8-K or quarterly reports on Form 10-Q, we are exempt from the U.S. proxy rules which impose certain disclosure and procedural requirements for U.S. proxy solicitations and we will not be required to file financial statements prepared in accordance with or reconciled to U.S. GAAP so long as our financial statements are prepared in accordance with IFRS as issued by the International Accounting Standards Board. We are not required to comply with Regulation FD, which imposes restrictions on the selective disclosure of material information to shareholders, and our officers, directors and principal shareholders are exempt from the reporting and short-swing profit recovery provisions of Section 16 of the Exchange Act. In addition, we are not required to file periodic reports and financial statements with the SEC as frequently or within the same time frames as U.S. companies with securities registered under the Exchange Act. Accordingly, holders of the Company’s securities may receive less or different information about the Company than they may receive with respect to public companies incorporated in the United States.

In addition, as a “foreign private issuer” whose common shares are listed on Nasdaq, we are permitted to follow certain home country corporate governance practices in lieu of certain Nasdaq requirements. Unlike the requirements of Nasdaq, the corporate governance practice and requirements in Bermuda do not require us to have a majority of independent directors; do not require us to establish a nomination committee or a nomination committee consisting of only independent directors; do not require us to have a compensation committee or a compensation committee consisting of only independent directors; and do not require us to hold regular executive sessions of the board of directors where only independent directors shall be present. Such Bermuda home country practices may afford less protection to holders of our common shares. We intend to voluntarily comply with certain Nasdaq corporate governance requirements, including having a majority of independent directors on the board of directors and establishing compensation and nomination committees of the board of directors, but we are not required to do so and may cease doing so at any time as long as we maintain our status as a “foreign private issuer.”

We could lose our status as a “foreign private issuer” under current SEC rules and regulations if more than 50% of our outstanding voting securities become directly or indirectly held of record by U.S. holders and one of the following is true: (i) the majority of our directors or executive officers are U.S. citizens or residents; (ii) more than 50% of our assets are located in the United States; or (iii) our business is administered principally in the United States.

If we lose our status as a foreign private issuer in the future, we will no longer be exempt from the rules described above and, among other things, will be required to file periodic reports and annual and quarterly financial statements as if we were a company incorporated in the United States (including preparation of financial statements in accordance with U.S. GAAP). If this were to happen, we would likely incur substantial costs in fulfilling these additional regulatory requirements and members of our management would likely have to divert time and resources from other responsibilities to ensuring these additional regulatory requirements are fulfilled.

The Company could be or may become a passive foreign investment company, by reason of its subsidiaries failing to qualify as “qualified insurance corporations,” which also could result in other adverse U.S. federal income tax consequences.

A non-U.S. corporation will be considered a passive foreign investment company (a “PFIC”) for any taxable year if either at least 75% of its gross income for such taxable year is passive income or at least 50% of the value of its assets (based on an average of the quarterly values of the assets during a taxable year) is attributable to assets that produce or are held for the production of passive income. For purposes of the PFIC rules, a corporation is treated as owning its proportionate share of the assets and earning its proportionate share of the income of any other corporation in which it owns, directly or indirectly, at least 25% (by value) of the stock (the “Look-Through Rule”). Accordingly, for purposes of these rules, the Company will be treated as owning all the assets of the three insurance companies through which it conducts its business (viz., IGI Bermuda, IGI UK and IGI Europe (together, the “Insurance Subs”). Passive income generally includes dividends, interest, rents and royalties (other than rents or royalties derived from the active conduct of a trade or business), passive assets generally include assets held for the production of such income, and gains from the disposition of passive assets are generally all included in passive income. Special rules apply, however, in determining whether the income of an insurance company is passive income for purposes of these rules. Specifically, income derived in the active conduct of an insurance business by a “qualified insurance corporation” (a “QIC”) is excluded from the definition of passive income, even though that income would otherwise be considered passive (the “Insurance Company Exception”). Although not free from doubt, under certain recently proposed regulations on which taxpayers may rely until final regulations are published (the “Proposed Regulations”), the Company believes the Insurance Company Exception will apply to all of the QIC’s income earned with respect to assets of the QIC that are available to satisfy liabilities of the QIC related to its insurance business. Taking into account the income and assets of the Insurance Subs, which are treated as the income and assets of the Company for purposes of the PFIC rules, and treating that income and assets as active, the Company expects that less than 75% of its total income and that less than 50% of its total assets will be passive. Thus, the Company expects that it will not be treated as a PFIC for the current year and does not expect to be so treated in foreseeable future years. However, the PFIC determination is factual in nature and is made annually. In particular, it will depend on the relative assets and insurance liabilities of each of the Insurance Subs and on the manner in which they conduct their businesses and are regulated. Accordingly, no assurance can be given that the Company will not be a PFIC for the current year or will not become a PFIC in any future taxable year. A U.S. investor that owns Company common shares or warrants during any year in which the Company is a PFIC will generally be subject to adverse U.S. federal income tax consequences. See “*Taxation — Material United States Federal Income Tax Considerations — Passive Foreign Investment Company (“PFIC”).*”

We are an “emerging growth company” and, as a result of the reduced disclosure and governance requirements applicable to emerging growth companies, our common shares may be less attractive to investors.

We are an “emerging growth company” as defined in the JOBS Act and we intend to take advantage of some of the exemptions from reporting requirements that are available to emerging growth companies, including:

- not being required to comply with the auditor attestation requirements in the assessment of our internal control over financial reporting;
- reduced disclosure obligations regarding executive compensation in periodic reports and registration statements; and
- not being required to hold a nonbinding advisory vote on executive compensation and shareholder approval of any golden parachute payments not previously approved.

We cannot predict if investors will find our common shares less attractive because we rely on these exemptions. If some investors find our common shares less attractive as a result, there may be a less active trading market for common shares and our share price may be more volatile. We may take advantage of these reporting exemptions until we are no longer an emerging growth company. We will remain an emerging growth company until the earlier of (1) the last day of the fiscal year (a) following the fifth anniversary of the Closing, (b) in which we have total annual

gross revenue of at least \$1.07 billion, or (c) in which we are deemed to be a large accelerated filer, which means the market value of our common shares that is held by non-affiliates exceeds \$700 million as of the prior June 30th, and (2) the date on which we have issued more than \$1.0 billion in non-convertible debt during the prior three-year period. After we no longer qualify as an emerging growth company, if we are not an accelerated filer (which requires a market capitalization of at least \$75 million) or a large accelerated filer (which requires a market capitalization of at least \$700 million) we would continue to be exempt from the auditor attestation requirement for the assessment of our internal control over financial reporting under Section 404 of the Sarbanes-Oxley Act of 2002.

Under Section 107(b) of the JOBS Act, emerging growth companies can delay adopting new or revised accounting standards until such time as those standards apply to private companies. Given that we currently report and expect to continue to report under IFRS as issued by the IASB, we will not be able to use this extended transition period and, as a result, we will adopt new or revised accounting standards on the relevant dates on which adoption of such standards is required by the IASB.

Former IGI Dubai shareholders will continue to exert significant influence over the Company as a result of their shareholdings, and their interests may not be aligned with those of the other shareholders.

As of December 31, 2021, former IGI Dubai shareholders own approximately 61.5% of our issued and outstanding common shares. The former IGI Dubai shareholders will continue to be able to exercise a significant degree of influence over the outcome of certain matters requiring an ordinary resolution of our shareholders including:

- the appointment and removal of directors;
- a change of control in the Company, which could deprive shareholders of an opportunity to earn a premium for the sale of their shares over the then prevailing market price;
- substantial mergers or other business combinations;
- the acquisition or disposal of substantial assets;
- the alteration of our share capital;
- amendments to our organizational documents; and
- the winding up of the Company.

Furthermore, as of December 31, 2021, Wasef Jabsheh, who was IGI Dubai's Founder, Chief Executive Officer and Vice Chairman and is currently our Chief Executive Officer and Chairman, was our largest single shareholder and beneficially owned approximately 33.9% of our issued and outstanding common shares. Two other former IGI Dubai shareholders, Oman International Development & Investment Company SAOG ("Ominvest") and Argo Re Limited ("Argo"), beneficially owned 14.2% and 6.7% of our issued and outstanding common shares, respectively, as of December 31, 2021. Beneficial ownership is calculated in accordance with the rules and regulations of the SEC. Although there are corporate governance controls in place to mitigate conflicts of interest of members of senior management and major shareholders vis-à-vis the Company and minority shareholders, the former IGI Dubai shareholders may make decisions in respect of the business that do not serve the interests of the Company or the minority shareholders. Among other consequences, this concentration of ownership may have the effect of delaying or preventing a change in control and might therefore negatively affect the market price of our common shares.

The grant and future exercise of registration rights may adversely affect the market price of our common shares.

Pursuant to the registration rights agreement among Tiberius and the Sponsor, and officers and directors of Tiberius, that was assumed by the Company in connection with the Business Combination, and the registration rights agreement among the Company, the Sponsor in its capacity as the Purchaser Representative, and certain former shareholders of IGI Dubai entered into at the closing of the Business Combination, we were required to file a resale registration statement shortly after closing which registered for resale our common shares held by the Sponsor, the former officers and directors of Tiberius and former shareholders of IGI Dubai. In addition, the Sponsor, the former officers and directors of Tiberius and certain former shareholders of IGI Dubai can demand that the Company register

their registrable securities under certain circumstances and also have piggyback registration rights for their securities in connection with certain registrations of securities that we undertake. We were also required to file and maintain an effective registration statement under the Securities Act covering securities issued at Closing to investors pursuant to forward purchase contracts and securities issued at Closing to the PIPE Investors. We are also required to file a registration statement covering the issuance of our common shares upon the exercise of our warrants. The Company initially filed such registration statement on Form F-1 with the SEC on April 14, 2020, and it was declared effective on April 27, 2020. The registration statement on Form F-1 has been replaced by a new registration statement on Form F-3, which was declared effective by the SEC on November 3, 2021.

The registration of these securities pursuant to the registration statement or any future registration statement that the Company may file will permit the public resale of such securities, subject to any contractual lock-up restrictions. The registration and availability of such a significant number of securities for trading in the public market may have an adverse effect on the market price of our common shares.

Sales of a substantial number of our securities in the public market could adversely affect the market price of our common shares.

As of December 31, 2021, Wasef Jabsheh, Ominvest and Argo beneficially owned 18,094,026, 6,942,692 and 3,309,552 of our common shares, respectively. All of these shares and all of our common shares received by the former IGI Dubai shareholders in the Business Combination have been registered for resale on a registration restatement on Form F-3 and are available for resale in the public market. Sales of a significant number of our common shares in the public market, or the perception that such sales could occur, could reduce the market price of our common shares.

In addition, our affiliates and the former IGI Dubai shareholders who received restricted securities in the Business Combination may sell our common shares pursuant to Rule 144 under the Securities Act, which became available to the Company, as a former shell company, on March 23, 2021 (one year after our filing with the SEC of a Shell Company Report on Form 20-F containing Form 10 type information reflecting the Business Combination). In these cases, the resales must meet the criteria and conform to the requirements of Rule 144.

So long as our registration statement on Form F-3 remains effective or upon satisfaction of the requirements of Rule 144 under the Securities Act, or another applicable exemption from registration, the former IGI Dubai shareholders may sell large amounts of our common shares in the open market or in privately negotiated transactions, which could have the effect of increasing the volatility in our share price or putting significant downward pressure on the price of our securities.

The issue of additional shares in the Company in connection with future acquisitions or pursuant to share incentive plans or otherwise may dilute all other shareholdings.

We may seek to raise financing to fund future acquisitions and other growth opportunities. We may, for these and other purposes, such as in connection with share incentive plans, issue additional equity or convertible equity securities that could dilute your ownership in the Company and may include terms that give new investors rights that are superior to yours. Any issuances by us of equity securities may be at or below the prevailing market price of our common shares and in any event may have a dilutive impact on your ownership interest, which could cause the market price of our common shares to decline.

The decision by our board of directors whether or not to declare dividends, and if so the amount declared, will be based on all relevant considerations, including market conditions and the views and recommendations of regulatory authorities.

Our board of directors will evaluate whether or not to pay dividends and, if so, whether to pay dividends on a quarterly, semi-annual or annual basis. The board of directors' evaluation will depend on numerous factors, including our results, market conditions, contractual obligations, legal restrictions and other factors deemed relevant by the board of directors. Among other things, in the current environment, the board of directors will take into consideration the views of regulators with respect to dividend policies of insurance companies as well as the board of directors' and management's evaluation of global market conditions. In addition, there are certain restrictions on the declaration and payment of dividends by the Company's insurance subsidiaries which such restrictions are further detailed in this annual report.

On April 8, 2020, the UK Prudential Regulatory Authority issued a statement that “when insurers are considering whether or not to proceed with any dividend payments, their boards should pay close attention to the need to protect policyholders and maintain safety and soundness. Decisions regarding capital or significant risk management issues need to be informed by a range of scenarios, including very severe ones.” The PRA stated that “we welcome the prudent decision from some insurance companies today to pause dividends given the uncertainties associated with Covid-19.”

In addition, the European Insurance and Occupational Pension Authority (“EIOPA”) stated in its December 2020 Financial Stability Report that it “strongly recommends insurers to maintain extreme caution and prudence within their capital management.” EIOPA also stated that any dividend distributions “should not exceed thresholds of prudence and institutions should ensure that the resulting reduction in the quantity or quality of their own funds remains at levels appropriate to the current levels of risks.”

Although the Company still anticipates that it will declare dividends, the board of directors has not yet made any final decisions with respect to its dividend policy. Any decision to declare dividends will be made based on an evaluation and review of the Company’s latest results and the Company’s analysis of its pending claims, market conditions, and advice from the Company’s regulators, among other factors. In addition, as a Bermuda exempted company, the Company must comply with the provisions of the Companies Act regulating the payment of dividends and making distributions from contributed surplus. The Company may not declare or pay a dividend, or make a distribution out of contributed surplus, if there are reasonable grounds for believing that: (a) the company is, or would after the payment be, unable to pay its liabilities as they become due; or (b) the realizable value of the company’s assets would thereby be less than its liabilities.

Our public and private warrants are accounted for as liabilities and the changes in value of our public and private warrants could have a material effect on our financial results.

On April 12, 2021, the SEC Staff issued the SEC Staff Statement, wherein the SEC Staff expressed its view that certain terms and conditions common to SPAC warrants may require the warrants to be classified as liabilities on the SPAC’s balance sheet as opposed to being treated as equity for purposes of U.S. GAAP. Specifically, the SEC Staff Statement focused on certain settlement terms and provisions related to certain tender offers following a business combination. As a result of the SEC Staff Statement, although the Company’s financial statements are prepared in accordance with IFRS as adopted by the IASB, as opposed to U.S. GAAP, we reevaluated the accounting treatment of our public and private warrants. As a result of our reevaluation, and following discussion with the staff of the SEC, we have determined that our public warrants and private warrants should be classified as liabilities measured at fair value on our consolidated statement of financial position, with any changes in fair value to be reported each period in earnings on our statement of income.

As a result of the recurring fair value measurement, our financial statements may fluctuate quarterly, based on factors which are outside of our control. Due to the recurring fair value measurement, we expect that we will recognize non-cash gains or losses on our warrants each reporting period and that the amount of such gains or losses could be material.

General Risk Factors

A prolonged recession or a period of significant turmoil in international financial markets could adversely affect our business, liquidity and financial condition and our share price.

In recent years, global financial markets have been characterized by volatility and uncertainty. Unfavorable economic conditions could increase our funding costs, limit our access to the capital markets or make credit harder to obtain. Uncertainties in the financial and commodity markets may also affect our counterparties which could adversely affect their ability to meet their obligations to us.

Deterioration or volatility in the financial markets or general economic and political conditions could result in a prolonged economic downturn or trigger another recession and our operating results, financial position and liquidity could be materially and adversely affected. Further, unfavorable economic conditions could have a material adverse effect on certain of the lines of business we write, including, but not limited to, political risks and professional liability.

International financial market disruptions such as the ones experienced in the last global financial crisis in 2008, as well as the economic effects caused by the COVID-19 pandemic, along with the possibility of a prolonged recession, may potentially affect various aspects of our business, including the demand for and claims made under our products, counterparty credit risk, the ability of our customers, counterparties and others to establish or maintain their relationships with us, our ability to access and efficiently use internal and external capital resources and our investment performance. Volatility in the U.S. and other securities markets may also adversely affect our share price. Depending on future market conditions, we could incur substantial realized and unrealized losses in future periods, which may have an adverse impact on our results of operations, financial condition, credit ratings, insurance subsidiaries' capital levels and our ability to access capital markets.

Loss of business reputation or negative publicity could negatively impact our business and results of operations.

We are vulnerable to adverse market perception because we operate in an industry where integrity and customer trust and confidence are paramount. In addition, any negative publicity (whether accurate or inaccurate) associated with our business or operations could result in a loss of clients and/or business and could result in decreased demand. We also may be negatively impacted if competitors in one or more of our markets engage in practices resulting in increased public attention to our business. Accordingly, any mismanagement, fraud or failure to satisfy fiduciary responsibilities, or the negative publicity resulting from these or other activities or any allegation of such activities, could have a material adverse effect on our business and results of operations. These factors may further increase our costs of doing business and adversely affect our profitability by impeding our ability to market our products and services, requiring us to change our products or services or by increasing the regulatory burdens under which we operate.

Changes in employment laws, taxation and acceptable compensation practice may limit our ability to attract senior employees to our current operating platforms.

Our business and operations are, by their nature, international and we compete for senior employees on a global basis. Changes in local employment legislation, taxation and the approach of regulatory bodies to compensation practices within our operating jurisdictions may impact our ability to recruit or retain senior employees or the cost to us of doing so. Any failure to retain senior employees may adversely affect the strategic growth of our business and operating results.

Changes in accounting principles and financial reporting requirements could impact our reported financial results and reported financial condition.

Our financial statements are prepared in accordance with IFRS as issued by the IASB. The IASB, or other regulatory bodies, periodically introduce modifications to financial accounting and reporting standards or issue new financial accounting and reporting standards under which we prepare our consolidated financial statements. These changes can materially impact the means by which we report financial information, affecting our results of operations. Also, we could be required to apply new or revised standards retroactively.

The impact of unanticipated developments in accounting practices and standards, particularly those that apply to insurance companies, cannot be predicted but may affect the calculation of net earnings, shareholders' equity and other relevant financial statement line items. In addition, such changes may cause additional volatility in reported earnings, decrease the understandability of our financial results and affect the comparability of our reported results with the results of others.

The preparation of consolidated financial statements requires us to make many estimates and judgments that affect the reported amounts of assets, liabilities (including claims and claim expense reserves), shareholders' equity, revenues and expenses, and related disclosures. We base our estimates on historical experience, where possible, and on various other assumptions we believe to be reasonable under the circumstances, which form the basis for our judgments about the carrying values of assets and liabilities that are not readily apparent from other sources. Our judgments and estimates may not reflect our actual results. We utilize actuarial models as well as historical insurance industry loss development patterns to establish our claims and claim expense reserves. Actual claims and claim expenses paid may deviate, perhaps materially, from the estimates reflected in our financial statements.

We may be adversely impacted by inflation.

We monitor the risk that the principal markets in which we operate could experience increased inflationary conditions, which would, among other things, cause loss costs to increase, and impact the performance of our investment portfolio. We believe the risk of inflation across our key markets is increasing. The impact of inflation on loss costs could be more pronounced for those lines of business that are considered to be long-tail in nature, as they require a relatively long period of time to finalize and settle claims. Changes in the level of inflation also result in an increased level of uncertainty in our estimation of loss reserves, particularly for specialty long-tail segment lines of business. The onset, duration and severity of an inflationary period cannot be estimated with precision.

Fluctuations in operating results, earnings and other factors, including incidents involving our customers and negative media coverage, may result in significant decreases in the price of our securities.

The stock markets experience volatility that is often unrelated to operating performance. These broad market fluctuations may adversely affect the trading price of our common shares and, as a result, there may be significant volatility in the market price of our common shares. If we are unable to operate profitably as investors expect, the market price of our common shares will likely decline when it becomes apparent that the market expectations may not be realized. In addition to operating results, many economic and seasonal factors outside of our control could have an adverse effect on the price of our common shares and increase fluctuations in our earnings. These factors include certain of the risks discussed herein, operating results of other companies in the same industry, changes in financial estimates or recommendations of securities analysts, speculation in the press or investment community, negative media coverage, the risk of potential legal proceedings or government investigations, the possible effects of war, terrorism and other hostilities, the effects of global pandemics such as COVID-19, adverse weather conditions, changes in general conditions in the economy or the financial markets or other developments affecting the insurance industry.

A market for our securities may not be sustained, which would adversely affect the liquidity and price of our securities.

Although our securities are listed on Nasdaq, there can be no assurances that an active trading market for our securities will be sustained. In addition, the price of our securities could fluctuate significantly for various reasons, many of which are outside our control, such as large purchases or sales of the common shares, legislative changes and general economic, political or regulatory conditions. The release of our financial results may also cause our share price to vary. If an active market for our securities does not develop, it may be difficult for you to sell our common shares you own or purchase without depressing the market price for the shares or to sell the shares at all. The existence of an active trading market for our securities will depend to a significant extent on our ability to continue to meet the Nasdaq listing requirements, which we may be unable to accomplish.

The price of our common shares may be volatile.

The price of our common shares may fluctuate due to a variety of factors, including:

- actual or anticipated fluctuations in our semi-annual and annual results and those of other public companies in the insurance and reinsurance industry;
- mergers and strategic alliances in the insurance and reinsurance industry;
- market prices and conditions in the insurance and reinsurance industry;
- changes in government regulation applicable us and our subsidiaries and the industry in which we operate;
- potential or actual military conflicts, acts of terrorism or the effects of global pandemics such as the novel coronavirus;
- the failure of securities analysts to publish research about the Company, or shortfalls in our operating results compared to levels forecast by securities analysts;
- announcements concerning us or our competitors; and
- the general state of the securities markets.

These market and industry factors may materially reduce the market price of our common shares, regardless of our operating performance.

Reports published by analysts, including projections in those reports that differ from our actual results, could adversely affect the price and trading volume of our common shares.

We currently expect that securities research analysts will establish and publish their own periodic projections for our business. These projections may vary widely and may not accurately predict the results we achieve. Our share price may decline if our actual results do not match the projections of these securities research analysts. Similarly, if one or more of the analysts who write reports on the Company downgrades our common shares or publishes inaccurate or unfavorable research about our business, our share price could decline. If one or more of these analysts ceases coverage of the Company or fails to publish reports on the Company regularly, our share price or trading volume could decline. While we expect research analyst coverage, if no analysts commence coverage of the Company, the trading price and volume for our common shares could be adversely affected.

ITEM 4. INFORMATION ON THE COMPANY

A. History and Development of the Company

General

International General Insurance Holdings Ltd. was incorporated on October 28, 2019 under the laws of Bermuda as an exempted company solely for the purpose of effectuating the Business Combination, which was consummated on March 17, 2020, at which time we became a public company. Prior to the Business Combination, the Company owned no material assets and did not operate any business.

Our registered office is located at Clarendon House, 2 Church Street, Hamilton HM11, Bermuda. Our principal executive office is located at 74 Abdel Hamid Sharaf Street, PO Box 941428, Amman 11194, Jordan, and our telephone number is +962 6 562 2009. Our agent for service of process in the United States is Puglisi & Associates, located at 850 Library Avenue, Suite 204, Newark, DE 19711.

On October 10, 2019, IGI Dubai entered into the Business Combination Agreement (as amended, the “Business Combination Agreement”) with Tiberius Acquisition Corporation, a Delaware corporation (“Tiberius”), Lagniappe Ventures LLC, a Delaware limited liability company (the “Sponsor”), Wasef Jabsheh (solely in his capacity as the representative of the holders of IGI Dubai’s outstanding capital shares (the “Sellers”)) and, pursuant to a joinder thereto, the Company and Tiberius Merger Sub, Inc., a Delaware corporation and a wholly owned subsidiary of the Company (“Merger Sub”).

Pursuant to the Business Combination Agreement, among other matters, on March 17, 2020 (1) Merger Sub merged with and into Tiberius, with Tiberius surviving the merger and each of the former security holders of Tiberius receiving securities of the Company (the “Merger”) and (2) all of the outstanding share capital of IGI Dubai was exchanged by the Sellers for a combination of common shares of the Company and aggregate cash consideration of \$80.0 million (the “Share Exchange” and, together with the Merger and the other transactions contemplated by the Business Combination Agreement, the “Business Combination”).

In accordance with the terms and conditions of the Business Combination Agreement, each of Tiberius and IGI Dubai became a subsidiary of the Company and the Company became a new public company owned by the prior stockholders of Tiberius and the prior shareholders of IGI Dubai. Upon consummation of the Business Combination pursuant to the terms of the Business Combination Agreement, our common shares and warrants to purchase common shares became listed on Nasdaq.

Other than in connection with the Business Combination, since our incorporation, there have been no material changes to our share capital, mergers, amalgamations or consolidations of the Company or any of our significant subsidiaries, no acquisitions or dispositions of material assets other than in the ordinary course of business, no material changes in the mode of conducting our business, no material changes in the types of products produced or services rendered and no name changes. There have been no bankruptcy, receivership or similar proceedings with respect to the Company or its significant subsidiaries. There have been no public takeover offers by third parties for our shares nor any public takeover offers by us for the shares of another company which have occurred during the last or current financial years.

The SEC maintains an Internet site that contains reports, proxy and information statements, and other information regarding issuers that file electronically with the SEC which is accessible at www.sec.gov.

Our principal website address is www.iginsure.com. The information contained on our website does not form a part of, and is not incorporated by reference into, this annual report.

B. Business Overview

Securityholders should read this section in conjunction with the more detailed information about the Company contained in this annual report, including our audited financial statements and the other information appearing in the section entitled “Operating and Financial Review and Prospects.”

General

We are a highly-rated global provider of specialty insurance and reinsurance solutions in over 200 countries and territories. We underwrite a diversified portfolio of specialty risks including energy, property, construction and engineering, ports and terminals, general aviation, political violence, casualty, financial institutions, marine, contingency and treaty reinsurance. Our size affords us the ability to be nimble and seek out profitable niches that can generate attractive underwriting results. Our underwriting focus is supported by exceptional service to our clients and brokers. Founded in 2001, we and our predecessors have prudently grown our business with a focus on underwriting profitability.

Our primary objective is to underwrite specialty products that maximize return on equity subject to prudent risk constraints on the amount of capital we expose to any single event. We follow a careful and disciplined underwriting strategy with a focus on individually underwritten specialty risks through in-depth assessment of the underlying exposure. We use data analytics and modern technology to offer our clients flexible products and customized and granular pricing. We manage our risks through a variety of means, including contract terms, portfolio selection and underwriting and geographic diversification. Our underwriting strategy is supplemented by a comprehensive risk transfer program with reinsurance coverage from highly-rated reinsurers that we believe lowers our volatility of earnings and provides appropriate levels of protection in the event of a major loss event.

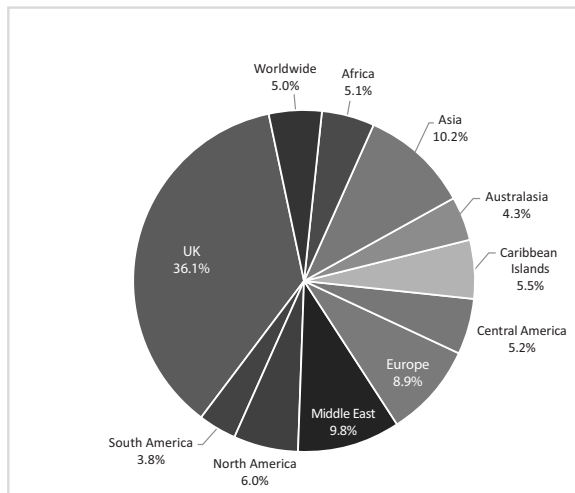
Our Chief Executive Officer, Wasef Jabsheh, with the assistance of our President, Walid Jabsheh, founded IGI Dubai in 2001. Wasef Jabsheh has over 50 years of industry experience. Under our management’s leadership we have developed a culture of prudent and disciplined underwriting focused on generating superior risk-adjusted returns. Our “underwriting first” approach has led to a strong track record of profitable growth in our core lines of business and has allowed for successful expansion into new lines of business and geographic locations without compromising underwriting profitability. We have expanded our gross written premium (“GWP”) from \$153 million for the year ended December 31, 2009 to \$546 million for the year ended December 31, 2021, resulting in a compound annual growth rate (CAGR) of 11.2%, while delivering a consistently strong underwriting performance which is demonstrated by an average combined ratio of 90.4% over the same time period. Our growth and underwriting performance has allowed us to post consistently strong profitability levels with an unlevered return on average equity of 9.8% over the same time period with limited volatility through market cycles.

Our primary underwriting subsidiary, International General Insurance Co. Ltd. (“IGI Bermuda”), is a class 3B insurance and reinsurance company regulated by the Bermuda Monetary Authority. IGI Bermuda’s subsidiary, International General Insurance Company (UK) Limited (“IGI UK”), underwrites UK and international domiciled business and risks that are predominantly sourced through London brokers and is regulated by the UK Prudential Regulatory Authority (“PRA”) and the UK Financial Conduct Authority (“FCA”). We underwrite insurance in the EU through our Malta subsidiary, International General Insurance Company (Europe) S.A., which is regulated by the Malta Financial Services Authority. We maintain our centralized operational functions in Amman, Jordan, complemented by offices in London and Dubai and our Asia Pacific hub in Kuala Lumpur, Malaysia. We are licensed as a Tier 2 reinsurer in Labuan, Malaysia and have a representative office in Casablanca, Morocco.

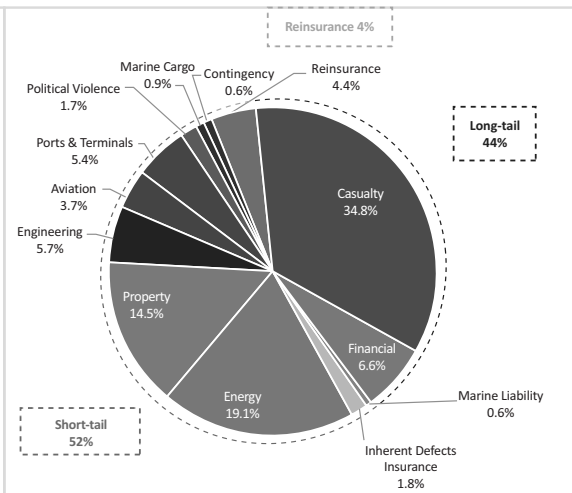
Our presence in various geographic locations provides us with access to global business in profitable niche markets. Our technical underwriting capabilities, client service, nimble culture and ability to quickly adapt to changing market conditions further support our strong market position and reputation as an expert in niche businesses in our core geographies.

The following charts show the sources of IGI's gross written premium by geography, segment and line of business during the year ended December 31, 2021:

GWP by geography, 2021



GWP by segment and lines of business, 2021



Our Competitive Strengths

We believe we distinguish ourselves from our competitors as follows:

Market respected and highly effective management team

Our management team has an average of over 30 years of relevant experience working in insurance, reinsurance and capital markets in various countries. We are led by our Founder and Chief Executive Officer, Wasef Jabsheh, who has over 50 years of industry experience and has been recognized with multiple industry accolades. Our key management team has worked together for several years, providing stability and consistency of approach to the market. In addition, our senior management team takes a hands-on approach to the business and is readily accessible to the underwriters and other employees, making for a flat structure where decisions are made quickly. The management team has embedded a high performance, service-oriented culture within the Company, which has helped differentiate us in the market and resulted in IGI receiving the “Reinsurance Company of the Year” award at the 2020 Middle East Insurance Industry Awards.

Local knowledge and access to attractive geographies

Our local knowledge and presence in attractive markets is a competitive advantage. We have exposure in over 200 countries and territories in both mature and high-growth markets with attractive growth rates. Through our global platform with presence in various geographic locations, the vast experience of our senior management and underwriters and our long-standing relationships with an extensive network of specialty brokers, we have differentiated access to profitable niche businesses in our core markets, including the UK, continental Europe, Latin America, the Middle East and Asia.

Long-standing relationships with key brokers

Our longstanding relationships with brokers, and ultimately clients, enable us to receive a regular and sizeable flow of our preferred business. We source almost all of our business through brokers, with our top five international brokers producing 59.0% of our premiums in the year ended December 31, 2021. We have held relationships with many of those brokers since inception. We believe that we have been able to develop strong broker relationships through the high quality of service that we provide and also through our enhanced reputation in the marketplace.

A pillar of our high quality client service is prompt and professional claims management. We use Xchanging Insurance Services' electronic system for the majority of our premiums and claims, aligning our service levels with London market standards.

Geographically diverse, specialty and niche book of business

Since IGI's inception, management's objective has been to offer specialty and niche products requiring underwriting and technical skills balanced by geography and line of business. We actively manage our exposures by geographic zone to maintain a diverse portfolio of underlying risks. For the year ended December 31, 2021, we wrote 36.1% of our business in the United Kingdom, 8.9% in Continental Europe, 3.8% in Latin America, 9.8% in the Middle East and 10.2% in Asia. The remaining business was underwritten in the Caribbean, Africa, Australasia and North America. We currently underwrite business in three business segments through 13 lines of business spanning across attractive specialty and niche products. Of \$545.6 million in gross written premiums for the year ended December 31, 2021, 43.9% was generated by our specialty long-tail segment, 51.7% by the specialty short-tail segment and 4.4% by the reinsurance segment.

Disciplined risk selection

Our underwriting approach combines decades of customized underwriting experience of our management and underwriting teams with sophisticated modelling tools that utilize actuarial data across all of our lines of business. Our analytical pricing framework is embedded in our business and is incorporated into our pricing metrics, underwriting and risk management. For the year ended December 31, 2021, 71.3% of our business was individually underwritten where our underwriters analyzed submissions and determined if the underlying risk of each contract met our overall risk and profitability requirements. In addition, 24.3% was sourced through Managing General Agents, that are required to strictly adhere to our narrowly defined underwriting criteria and return thresholds and only 4.4% was originated through reinsurance treaties. We believe that our analytically-driven underwriting approach has been the foundation of our ability to generate attractive risk-adjusted underwriting margins.

Prudent risk management framework

We reduce the volatility of our operating results and manage our exposure to catastrophe events through several risk mitigation strategies, including the purchase of reinsurance from highly-rated reinsurers. We believe that our reinsurance program provides appropriate levels of protection and visibility into our earnings. In addition, our reinsurance coverage is highly tailored according to the underlying exposure.

Scalable technology-enabled operating platform

Operating a technology-enabled platform utilizing a "hub-approach" of maintaining a single profit center in Amman, Jordan has enabled us to optimize our cost base by offering cost-efficient central services. We have invested in technology that has identifiable benefits for our business across underwriting, actuarial, risk, capital and pricing functions among others. Since 2015 we have implemented a digital transformation initiative to proactively adapt to market changes and industry shifts. This focus on technology has enhanced our approach to clients, brokers and regulators, allowing for greater ease of doing business and transparency.

Our Strategy

We aim to continue creating superior long-term value for our shareholders by pursuing the following strategies:

Expand our presence in existing markets

Our size relative to the market opportunity positions us to execute on our strategy of growing in our already existing profitable markets and lines of business. We believe that we are well-positioned in the London and Middle Eastern markets to capitalize on the increasing focus in those markets on portfolio remediation to improve underwriting profitability. In addition, we believe we are beneficiaries of capacity reductions and withdrawals from specific classes of businesses by certain (re)insurers. Our differentiated product offerings, superior client service and robust capital position support our strategy to continue growing in our existing core markets.

Expand our presence to new specialty lines of business and markets

We seek to leverage our proven advantages of technical underwriting, local market knowledge, distribution relationships and financial strength to grow into adjacent lines and markets. We continually seek to evaluate additional lines of business and markets that will complement our core competencies and where we believe we can generate attractive risk-adjusted returns. For example, in 2021, we started underwriting our contingency line of business, which produced \$3.5 million of premiums in 2021, and we acquired our Malta subsidiary giving us the capability to continue to underwrite business throughout the European Economic Area (“EEA”). In addition, our expansion into Kuala Lumpur has opened up new business opportunities that will further strengthen our offerings in the Asia Pacific region. In April 2020, we expanded into the U.S. market and began writing excess and surplus lines of business.

Maintain balance sheet strength and thorough reserves assessment

Our balance sheet strength underpins our clients’ confidence in our business and uniquely positions us among other insurers and reinsurers of our size. We maintain a conservative balance sheet, which reflects our rigorous reserving practices, use of reinsurance and conservative investment policy. Our business profile including our well-diversified and profitable book of business, along with our strong capitalization, among other factors, led to “A” (Excellent)/Stable and “A-”/Stable ratings by A.M. Best and S&P Global Ratings, respectively.

We have a thorough reserving adequacy assessment process designed and overseen by qualified internal actuaries. The reserving committee is responsible to the board of directors for the governance of the reserving process and for the recommendation of the quantum of claims reserves to be booked. The committee includes members of senior management who represent underwriting, claims, outward reinsurance and finance. Key inputs to the committee include, but are not limited to, the quarterly actuarial reserve review, presented by the Group chief actuary, and discussions with the heads of claims, reinsurance and underwriting. Our policy is to reserve to a “best estimate” basis.

Maintain our conservative investment strategy

We have a conservative investment strategy, maintaining a short-to-medium term investment portfolio maturity profile with the purpose of providing sufficient liquidity and stable returns with limited volatility. We follow an “underwriting first” model and have designed an investment strategy that allows us to maximize our underwriting profits in a capital efficient manner. As of December 31, 2021, our investment portfolio was comprised primarily of cash and fixed income securities. Cash (including cash equivalents and term deposits) represented 46.2% of our invested assets and fixed income securities represented 46.0% of our invested assets as of December 31, 2021. Our fixed income portfolio is geographically diverse with an average maturity of 4.7 years, with 58.1% of the securities in our portfolio having an S&P Global Ratings rating of ‘A’ and above as of December 31, 2021.

Continue to purchase conservative reinsurance coverage, while optimizing for risk-adjusted returns

We believe that protecting our earnings and balance sheet through the use of reinsurance is critical in ensuring that we are able to meet obligations to our policyholders and generate strong returns for our shareholders. We are active purchasers of reinsurance and seek to find opportunities to maximize risk-adjusted results by finding dislocations and inefficiencies in the market. We plan to maintain a conservative, robust reinsurance program to help ensure that we are adequately protected against potential catastrophe losses while minimizing the volatility of our operating results.

Our Segments

We conduct our worldwide operations through three reportable segments under IFRS segment reporting: Specialty Long-tail, Specialty Short-tail and Reinsurance.

Our Specialty Long-tail segment includes (1) our casualty business, which includes our professional indemnity, directors and officers, legal expenses, intellectual property and other casualty lines of business, (2) our financial institutions line of business, (3) our marine liability line of business and (4) our inherent defects insurance line of business. The lines of business in our specialty long-tail segment are generally characterized by claims that are often reported and ultimately paid or settled years, or even decades, after the related loss events occur. As a general rule, estimates of accident year or underwriting year ultimate losses for long-tail businesses are notably more uncertain than those for short-tail businesses.

Our Specialty Short-tail segment includes our energy (upstream, downstream, power and renewable), property, construction and engineering, political violence, ports and terminals, marine cargo, contingency and general aviation lines of business. The lines of business in our specialty short-tail segment generally include exposures for which losses are usually known and paid within a relatively short period of time after the underlying loss event has occurred. The underlying loss events typically tend to be of lower frequency and higher severity.

Our Reinsurance segment includes our inward reinsurance treaty business.

In addition, we have a corporate function (“Corporate”), which includes the activities of the parent company, and which carries out certain functions, including investment management. Corporate includes investment income on a managed basis and other non-segment expenses, predominantly general and administrative, stock compensation, finance and transaction expenses. Corporate also includes the activities of certain key executives such as the Chief Executive Officer and Chief Financial Officer. Our corporate expenses and investment results are presented separately within the corporate segment section.

The following tables show our gross written premium for the prior three years both on a segment basis and on a line of business and a geographic basis:

	Year Ended December 31		
	2021	2020	2019
	<i>(\$ in millions)</i>		
Specialty Long-tail			
Casualty	190.0	157.5	110.1
Financial Institutions	36.2	39.4	29.0
Marine Liability	3.4	4.6	2.7
Inherent Defects Insurance	10.0	9.0	9.1
Specialty Short-tail			
Energy	104.0	91.7	72.1
Property	79.1	69.9	46.2
Construction & Engineering	31.1	17.9	11.5
Political Violence	9.3	8.3	8.3
Ports & Terminals	29.6	25.9	22.3
General Aviation	20.3	23.0	19.2
Marine Cargo	5.1	0.8	0.7
Contingency	3.5	—	—
Reinsurance			
Treaty Reinsurance	24.0	19.3	18.0
Total Gross Written Premiums	545.6	467.3	349.2

	Year Ended December 31		
	2021	2020	2019
	<i>(\$ in millions)</i>		
UK	197.1	158.3	115.8
Europe	48.8	60.0	37.3
Worldwide	27.2	26.6	33.3
Middle East	53.6	48.4	36.9
Africa	27.7	20.9	16.5
Asia	55.8	37.4	32.8
Central America	28.2	37.5	37.7
South America	20.7	20.5	11.1
North America	32.8	22.6	4.3
Caribbean Islands	30.2	16.0	8.3
Australasia	23.5	19.1	15.2
Grand Total	545.6	467.3	349.2

Specialty Long-tail Segment

Casualty

Our casualty line of business represented approximately 33.7% and 34.8% of our GWP for the years ended December 31, 2020 and 2021, respectively.

Major subclasses within the casualty line of business include directors' and officers' insurance, legal expenses, professional indemnity, comprehensive commercial general liability, public liability, product liability, employers' liability, workers' compensation, event liability, completed operations liability, intellectual property liability and media and advertising liability. We primarily underwrite casualty risks from Europe and the UK on a "primary" basis, meaning that loss up to a limit is covered primarily, or on an excess-of-loss basis.

Financial Institutions

Our financial institutions line of business represented approximately 8.4% and 6.6% of our GWP for the years ended December 31, 2020 and 2021, respectively.

The financial institutions business covers a range of risks including bankers' blanket bond, financial institutions professional indemnity, financial institutions directors' & officers' liability, plastic card fraud, electronic computer crime, vault risk, cash in transit, commercial crime and fidelity guarantee, and money.

Marine Liability

Our marine liability line of business represented approximately 1.0% and 0.6% of our GWP for the years ended December 31, 2020 and 2021, respectively.

Our marine liability portfolio covers third party liabilities related to marine risks, including ship repairer's liability, ship owner's protection and indemnity, Wharfinger's liability, Stevedore's liability, Charterer's liability and port and terminal excess liability. We focus our marine liability portfolio predominantly on Asia and Europe.

Inherent Defects Insurance

Our inherent defects insurance line of business represented approximately 1.9% and 1.8% of our GWP for the years ended December 31, 2020 and 2021, respectively.

Our inherent defects insurance portfolio covers inherent defects insurance and insurance backed guarantee risks. We focus our inherent defects insurance portfolio predominantly on the UK and Europe.

Specialty Short-tail Segment

Energy

Our energy businesses represented approximately 19.6% and 19.1% of our GWP for the years ended December 31, 2020 and 2021, respectively. We have a lead capability in both upstream energy and downstream energy (oil & gas, petrochemicals, refining, conventional power and renewable energy), with a maximum exposure of \$50 million and \$35 million for any single risk in upstream and downstream energy, respectively. We have a strong presence in major energy insurance hubs and in 2018 began underwriting renewable energy.

Our upstream energy team covers the oil and gas industry both offshore and onshore. Our industry knowledge and products allow us to service a broad spectrum of clients involved with the construction, exploration & production, operating, contracting and decommissioning industries. Our focus is on operators and companies with proven track records and strong risk management policies worldwide, with a particular focus in the Middle East, the wider Afro-Asian region and Scandinavia, excluding named windstorms in the U.S. Gulf of Mexico area. We have a strong presence in major energy insurance hubs, namely the United Kingdom, Norway, the United Arab Emirates and Malaysia. Our clients in the upstream energy line of business include major oil and gas corporations, national and state-owned oil and gas operations, independent oil and gas companies, integrated energy companies, contractors and service industry companies.

Our downstream energy business provides expert insurance for a wide range of onshore energy plants around the world, with a particular focus in the Middle East, Afro-Asian, European and Latin American regions. We underwrite a portfolio of predominantly operating risks in the onshore energy sector, with an emphasis on operators and companies with proven track records and strong risk management policies, with a geographically diversified portfolio. Our clients in the downstream energy line of business include petrochemical operators, oil refineries, utilities, independent power producer (IPP) companies and energy pipeline operators. We insure a spread of operational risks including machinery breakdown and property damage, and associated loss of revenues.

We began underwriting renewable energy in 2018. Our renewable energy business provides expert insurance for a wide range of risks including: wind power (onshore and offshore), solar power (photovoltaic, concentrated, thermal and floating), bioenergy (biomass, biogas, biofuels and waste-to-energy), hydro, geothermal, wave & tidal, battery storage, and other emerging technologies, e.g. energy efficiency. We cover the full life-cycle of a renewable energy project, namely construction, marine and inland transit, operational and decommissioning, including associated loss of revenues, liabilities, as well as natural catastrophe risks. We write business on a worldwide basis.

Property

Our property business represented approximately 15.0% and 14.5% of our GWP for the years ended December 31, 2020 and 2021, respectively.

Our property offering includes coverage for physical damage, machinery breakdown, business interruption and forestry. We cover a wide variety of risks from large hotels to industrial manufacturing. Our clients include a wide range of businesses involved in sectors such as leisure, commercial and industrial property, manufacturing, heavy industry and infrastructure, civil works and communications.

Construction & Engineering

Our construction and engineering business represented approximately 3.8% and 5.7% of our GWP for the years ended December 31, 2020 and 2021, respectively.

Our construction and engineering line of business provides coverage with respect to construction all risks (CAR), civil engineering completed risks (CECR), machinery breakdown and business interruption (MB/BI), erection all risks (EAR) and contractors' plant and equipment (CPE/CPM). We focus our construction & engineering portfolio on construction all risks and erection all risks.

Political Violence

Our political violence portfolio represented approximately 1.8% and 1.7% of our GWP for the years ended December 31, 2020 and 2021, respectively.

Our political violence line of business focuses on comprehensive sabotage and terrorism, strikes, riots, civil commotions, malicious damage, missing mutiny, coup d'état, insurrection, revolution, rebellion, war and civil war. Our offering does not normally include risks associated with nuclear, chemical or biological terrorism, trade disruption insurance or standalone contingent business interruption risks. Our coverage generally includes physical loss or damage, business interruption, debris removal and third party liability following a political violence peril.

Ports and Terminals

Our ports and terminals business represented approximately 5.5% and 5.4% of our GWP for the years ended December 31, 2020 and 2021, respectively.

Our current offerings in this line of business include the handling of equipment, damage to port property, business interruption and damage to port craft, marine trade, liabilities to authorities and other liabilities. We primarily serve port authorities, terminal operators, stevedores, warehouse operators and depot operators. This also includes a variety of organizations specializing in other aspects of the shipping industry, including freight forwarders, non-vessel operating common carriers, ship managers, ship agents and ship brokers.

General Aviation

Our general aviation business represented approximately 4.9% and 3.7% of our GWP for the years ended December 31, 2020 and 2021, respectively.

Our general aviation portfolio covers worldwide commercial and industrial operations, including coverage for hull, hull and spares, war and allied perils, third party legal liability, general aviation premises, spares, passenger legal liability, personal accident and general aviation hangar keepers. We focus our general aviation portfolio on South and Central America, Europe, Asia and Africa.

Marine Cargo

Our marine cargo line of business represented approximately 0.2% and 0.9% of our gross written premium for the years ended December 31, 2020 and 2021, respectively.

Our marine cargo portfolio covers general cargo, oil, machinery and equipment, project cargo, war on land and freight forwarders. We cover cargo for physical loss or damage while in transit by air, land or sea for importers, exporters and manufacturers. We have a worldwide focus for our marine cargo portfolio.

Contingency

Our contingency line of business represented approximately 0.6% of our gross written premium for the year ended December 31, 2021.

Our contingency portfolio covers all risks event cancellation, non-appearance, event terrorism and political violence perils, named peril cancellation, prize indemnity and bespoke non-physical damage business interruption, in each case excluding communicable disease. We have a worldwide focus for our contingency portfolio.

Reinsurance Segment

Our reinsurance business represented approximately 4.1% and 4.4% of our GWP for the years ended December 31, 2020 and 2021, respectively.

Our reinsurance portfolio includes primarily underwritten programs related to the marine liability, energy, property, engineering, motor, casualty and aviation sectors, and is concentrated in the MENA region and the wider Afro-Asian and European markets. Our reinsurance portfolio is primarily written on a non-proportional or excess-of-loss basis. Property reinsurance forms the most significant portion of our overall treaty reinsurance portfolio.

Our History

Our group was founded in 2001 and commenced operations in Jordan in 2002, underwriting business in the offshore energy, onshore energy, property, marine and engineering lines of business. In 2005, we raised \$75 million of capital through a private placement and commenced underwriting our reinsurance portfolio. In 2006, we established a holding company in the DIFC and also established our Labuan branch, which is licensed to issue Labuan law-governed policies, including Islamic law-compliant re-takaful policies. In 2007, we established our Bermuda subsidiary and commenced underwriting our financial institutions portfolio. In 2009, we acquired SR Bishop which was renamed North Star Underwriting Limited (“North Star”). In 2009, we established our UK subsidiary, which commenced business in 2011. The UK subsidiary underwrites most of IGI’s UK-governed policies and serves as an important point of contact for brokers based in London. In June 2021, we acquired our Malta subsidiary so that we could continue to underwrite throughout the European Union.

On March 17, 2020, we completed the Business Combination with Tiberius, as a result of which each of IGI Dubai and Tiberius became a subsidiary of the Company and the Company became a new public company owned by the prior stockholders of Tiberius and the prior shareholders of IGI Dubai. Upon consummation of the Business Combination, our common shares and warrants to purchase common shares were listed on Nasdaq.

Platform Overview

We primarily underwrite business through IGI Bermuda, IGI UK and IGI Europe (which are subsidiaries of IGI Bermuda). Additionally, we issue Labuan-governed policies (through a capitalized Malaysian branch of IGI Bermuda) and are also licensed to issue Islamic re-takaful policies. The platforms through which IGI issues these policies are discussed below.

IGI Bermuda

IGI's Bermuda-governed policies are issued pursuant to a license held by IGI Bermuda. The underwriting operations for the Bermuda-governed policies are located in IGI Underwriting Co. Ltd. ("IGI Underwriting"), which is registered and based in Amman, Jordan. When a Bermuda-governed policy is sourced through IGI's office in the United Kingdom, the policy is referred to the office in Amman for formal underwriting approval. IGI Dubai also has underwriting authority to underwrite Bermuda-governed policies through an underwriting agency agreement, subject to authority limits, and IGI Morocco operates a representative office of IGI Bermuda in Casablanca which is authorized to issue Bermuda governed policies. IGI Bermuda has two additional wholly-owned subsidiaries: Specialty Mall Investment Co., which focuses on real estate properties, development, and leasing, and IGI Services Limited, which focuses on owning and chartering aircraft.

IGI UK

IGI's UK-governed policies are primarily underwritten by IGI UK based in London. IGI UK serves as an important point of contact for brokers based in London, through whom IGI sources the majority of its business. IGI also owns North Star, a specialty underwriting agency for writing marine liability and trade, war and special risks policies and which is based alongside IGI UK in IGI's London office. North Star is currently not transacting any business, but can easily be reactivated.

IGI Labuan Branch

International General Insurance Co. Ltd — Labuan Branch (the "Labuan Branch"), a second-tier reinsurer registered in Labuan, Malaysia, is licensed to issue Labuan law-governed policies, including Islamic law-compliant re-takaful policies. The Labuan Branch obtained the approval of the Labuan Financial Services Authority to engage the Labuan Financial Services Authority's Shariah Supervisory Council as its internal Shariah advisory board, which is permitted under the Directive on Islamic Financial Business in the Labuan International Offshore Financial Center. IGI's Labuan-based operation is supported by an Asia Pacific hub in Kuala Lumpur, which also serves as a point of contact for local brokers in Asia. Both Labuan-governed policies and Bermuda-governed policies sourced through the Labuan Branch are referred to IGI's Amman office for underwriting approval.

IGI Europe

IGI's Europe-governed policies are issued pursuant to a license held by IGI Europe. IGI Europe was acquired in 2021 in order to continue to underwrite business throughout the European Economic Area ("EEA") countries following the UK decision to withdraw from the EU ("Brexit").

Representation and Intermediate Offices (Non-Risk Bearing Companies)

IGI Morocco

IGI Bermuda operates a representative office of IGI Bermuda in Casablanca, which is regulated by Casablanca Finance City. Our Casablanca operations constitute our Africa hub and provide access to the Northern, Central and West African markets.

IGI Dubai

IGI Dubai is authorized as a category four entity by the Dubai Financial Services Authority and it operates as a marketing and intermediate office of IGI Bermuda in Dubai. Our Dubai operations constitute our Middle East hub and provide access to the MENA region including the Gulf Cooperation Council markets.

Underwriting

Our underwriting process is managed by our experienced management team, which adheres to strict process controls. We have assembled a team of experienced lead underwriters and claims personnel with significant regional and international experience. This diverse array of talent and experience creates strategic advantages with regard to local knowledge, protocols and methods of business production. We have rigorous acceptance criteria for our underwriting risk, and will exit or reduce exposures in lines of business or client types that do not perform in accord with our expectations.

Each risk submitted to an underwriter is assessed on its own merits. The experience and expertise of senior management and the underwriters are ultimately the determining factor in deciding whether to underwrite a given risk. As a result, we rely on our underwriters' discretion in acquiring business. However, when exercising their discretion, the underwriters take into account several key considerations, some of which may include the following:

- the type and level of risk assumed;
- the nature of the insured's operations;
- the pricing of the policy submitted and the pricing trend of similar policies in the market;
- the quality and specifications of the insured's assets;
- the insured's risk management program, if necessary, and, if required, surveys to be conducted on the insured's assets and operations;
- the adequacy of the insured's credit rating;
- the general terms and conditions of the policy submitted, with a preference for standard market wordings and clauses;
- the insured's loss record, including the record of the insured's losses divided by total premiums ("Burn Cost Analysis");
- the experience of the underwriters from their prior dealings with the insured, broker or ceding company, as applicable;
- the experience and reputation of the broker submitting the risk;
- the legal and general economic conditions of the insured's country of domicile;
- the insured's geographical location and trading territories;
- the adequacy of available reinsurance coverage, including coverage for catastrophe and the total combined risks that could be involved in a single loss event;
- our catastrophic aggregation capacity; and
- the approval of the broker by the compliance department according to the onboarding policy and the necessary sanctions screening.

Pursuant to our delegated authority matrix, which sets underwriting limits for each line of business and each underwriter, the underwriters have the authority to enter into binding policies. If a policy exceeds the underwriter's limits, the policy is then referred to our officer who has the authority to bind the policy. Management also receives periodic reports that allow them to oversee the business and identify underwritings that deviate from acceptable parameters, providing management the opportunity to intervene to rectify such deviations. Monthly key performance indicator reports are reviewed by the management team to monitor the performance of the underwriting teams.

Risk Management Strategy

We have a comprehensive risk management framework that defines the corporate risk appetite, risk strategy and the policies required to monitor, manage and mitigate the risk inherent in our business. In doing so, we aim to comply with corporate governance and industry best practice and to monitor risks against six main risk objectives: (i) ensuring

losses remain within planned limits, (ii) ensuring volatility of results fall within planned limits, (iii) compliance with existing and emerging regulatory requirements, (iv) preserving rating agency credit ratings, (v) maintaining adequate solvency and liquidity, and (vi) avoiding any reputational risk. Below is a summary of our current risk governance arrangements and risk management strategy.

We operate an integrated enterprise-wide risk management strategy designed to deliver shareholder value in a sustainable and efficient manner while providing a high level of policyholder protection. The execution of our integrated risk management strategy is based on:

- the establishment and maintenance of an internal control and risk management system based on a three lines of defence approach to the allocation of responsibilities between risk accepting units (first line), risk management activity and oversight from other central control functions (second line) and independent assurance (third line);
- identifying material risks to the achievement of our objectives including emerging risks;
- the articulation of our risk appetite and a suite of key risk limits for each material component of risk where appropriate;
- the cascading of risk appetite and key risk limits for material risks to each operating subsidiary and, where appropriate, risk accepting business units;
- measuring, monitoring, managing and reporting risk positions and trends;
- the use, subject to an understanding of their limitations, of a range of deterministic and stochastic modelling techniques to test the risk and capital implications of strategic and tactical business decisions; and
- stress and scenario testing designed to help us better understand and develop contingency plans for the potential effects of extreme events or combinations of events on capital adequacy and liquidity.

The main types of risks that we face are summarized as follows:

Insurance risk: Insurance risk includes the risks of inappropriate underwriting, ineffective management of underwriting, inadequate controls over exposure management in relation to catastrophic events and insufficient reserves for losses including claims incurred but not reported.

Market risk: The risk of variation in the income generated by, and the fair value of, our investment portfolio, cash and cash equivalents and derivative contracts including the effect of changes in foreign currency exchange rates.

Credit risk: The risk that one party to a financial instrument will fail to discharge an obligation and cause the other party to incur a financial loss.

Liquidity risk: The risk that we will not be able to meet our commitments associated with insurance contracts and financial liabilities as they fall due.

Operational risk: The risk of loss resulting from inadequate or failed internal processes, personnel or systems, or from external events.

Strategic risk: The risk of adverse impact on shareholder value or income and capital of adverse business decisions, poor execution or failure to respond to market changes.

Regulatory risk: The risk of non-compliance with regulatory requirements, including ensuring we understand and comply with changes to those requirements, is assessed and managed as an operational risk. There is a residual risk that changes in regulation could impact our ability to operate profitably in some jurisdictions or some lines of business.

Taxation risk: The risk that we do not understand, plan for and manage our tax obligations is assessed and managed as operational risk. There is a residual risk that changes in taxation could impact our ability to operate profitably in some jurisdictions or some lines of business.

Emerging risk: The risk that events or issues not previously identified or fully understood could impact our operations or financial results.

We divide risks into “core” and “non-core” risks. Core risks comprise those risks which are inherent in the operation of our business, including insurance risks in respect of our underwriting operations and market and liquidity risks in respect of our investment activity. We intentionally expose the Company to core risks with a view to generating shareholder value but seek to manage the resulting volatility in our earnings and financial condition within the limits defined by our risk appetite. However, these core risks are intrinsically difficult to measure and manage and we may not, therefore, be successful in this respect. All other risks, including regulatory and operational risks, are classified as non-core. We seek, to the extent we regard as reasonably practicable and economically viable, to avoid or minimize our exposure to non-core risks.

Marketing and Distribution

We source our business primarily through brokers, with 59.0% of 2021 premiums coming from five producing brokers. Given our regional focus, we also make use of a range of smaller, more regional brokers, such as NASCO, UIB, Fenchurch Faris and Chedid Re. Currently, our largest broker relationships as measured by gross written premiums are with Arthur J. Gallagher, Aon, Willis, Lockton, Marsh and Howden Broking Group.

Claims Management

We offer prompt and professional claims service to our policyholders and service providers. Our claims department works closely with our underwriting team in order to achieve a synchronized and efficient process for managing claims. Technology is deeply embedded in our claims process, improving accuracy and efficiency. Our systems allow us to review real-time, detailed information on our current claims activity across our Company.

The key responsibilities of our claims management department are to:

- process, manage and resolve reported insurance or reinsurance claims efficiently and accurately in order to ensure the proper application of intended coverage, reserve in a timely fashion for the probable ultimate cost of both indemnity and expense and make timely payments in the appropriate amount on those claims for which we are legally obligated to pay;
- select appropriate counsel and experts for claims and manage claims-related litigation and regulatory compliance;
- contribute to the underwriting process by collaborating with both underwriting teams and senior management in terms of the evolution of policy language and endorsements and providing claim-specific feedback and education regarding legal activities;
- contribute to the analysis and reporting of financial data and forecasts by collaborating with the finance and actuarial functions relating to the drivers of actual claim reserve developments and potential for financial exposures on known claims; and
- support our marketing efforts through the quality of our claims service and in person support to our underwriting offices globally.

Reserving

When a claim is reported to us or when an event occurs, we establish loss reserves to cover our estimated ultimate losses under the insurance policies that we underwrite, and loss adjustment expenses relating to the investigation and settlement of policy claims. These reserves include estimates of the cost of the claims reported to us (case reserves) and estimates of the cost of claims that have been incurred but not yet reported (“IBNR”) and are net of estimated related salvage, subrogation recoverables and reinsurance recoverables. The case reserve will represent an estimate of the expected settlement amount and will be based on information about the specific claim at that time. The estimate represents an informed judgment based on general industry case reserving practices, the experience and knowledge of the claims handler and practices of the claims team.

The following charts show the percentage breakdown of net case and IBNR including ULAE reserves as of December 31, 2020 and 2021:



The reserving committee is responsible to the board of directors for the governance of the reserving process and for the recommendation of the quantum of claims reserves to be booked. The committee includes members of senior management who represent underwriting, claims, outward reinsurance and finance. The committee meets quarterly and agrees the carried reserve for each product line. Key inputs to the committee include but are not limited to the quarterly actuarial reserve review, presented by the Group chief actuary, and discussions with the heads of claims, reinsurance and underwriting. The committee also considers the findings of third-party independent actuarial reviews.

At present these reviews are undertaken every six months. In support of IGI’s annual statutory submission to the Bermuda Monetary Authority, a ‘big four’ actuarial consultant conducts an actuarial review of the loss reserves to support their statutory loss reserve opinion.


For additional information regarding our reserves, our reserves development and our reserves releasing, see “*Operating and Financial Review and Prospects — Reserves.*”

Investments

Investment income represents a component of our earnings. We collect premiums and are required to hold a portion of these funds in reserves until claims are paid. We invest these reserves primarily in fixed maturity investments. We manage most of our investment portfolio in-house, with the exception of approximately \$21.5 million as of December 31, 2021 which is managed by a third party investment advisor. Our investment team is responsible for implementing our investment strategy as set by the investment committee of the board of directors.

Our investments include a sizeable portfolio of high quality and diversified fixed income securities, term deposits and to a lesser extent a modest allocation to equities, alternative funds and real estate holdings.

The following charts show the percentage breakdown of our investment assets by class as of December 31, 2020 and 2021:



For additional information regarding our investments, see “*Operating and Financial Review and Prospects — Investments.*”

Reinsurance

We follow a common industry practice of reinsuring a portion of our exposures and paying to reinsurers a portion of the premiums received on the policies that we write. Reinsurance is purchased principally to reduce net liability on individual risks and to protect against catastrophic losses. Although reinsurance does not legally discharge an insurer from its primary liability for the full amount of the policies, it does make the assuming reinsurer contractually liable to the insurer to the extent of the reinsurance coverage. We monitor the financial condition of our reinsurers and attempt to place our coverages only with substantial, financially sound carriers. As a result, generally the reinsurers who reinsure our casualty insurance must have an A.M. Best rating of “A” (Excellent) or better.

Regulatory Overview

Bermuda Regulatory Considerations

Bermuda Insurance Regulation

The Insurance Act. The Insurance Act 1978, and related rules and regulations (the “Insurance Act”), which regulates the business of IGI Bermuda, provides that no person shall carry on insurance business in or from within Bermuda unless registered as an insurer under the Insurance Act by the Bermuda Monetary Authority. The Bermuda Monetary Authority, in deciding whether to grant registration, has broad discretion to act as it thinks fit in the public interest. The Bermuda Monetary Authority is required by the Insurance Act to determine whether the applicant is a fit and proper body to be engaged in the insurance business and, in particular, whether it has, or has available to it, adequate knowledge and expertise. The registration of an applicant as an insurer is subject to its complying with the terms of its registration and such other conditions as the Bermuda Monetary Authority may impose at any time. It is not necessary that the insurance company be incorporated in Bermuda. A foreign corporation may obtain a permit under the Companies Act to carry on business in Bermuda and then be registered as an insurer in Bermuda under the Insurance Act. (The Insurance Act does not distinguish between insurers and reinsurers: companies are registered (licensed) under the Insurance Act as “insurers” (although in certain circumstances a condition to registration may be imposed to the effect the company may carry on only reinsurance business). The Insurance Act uses the defined term “insurance business” to include reinsurance business. References herein to insurance companies include reinsurance companies.) The Insurance Act also grants to the Bermuda Monetary Authority powers to supervise, investigate and intervene in the affairs of insurance companies. An Insurance Advisory Committee appointed by the Bermuda Minister of Finance advises the Bermuda Monetary Authority on matters connected with the discharge of the Bermuda Monetary Authority’s functions and subcommittees thereof supervise, investigate and review the law and practice of insurance in Bermuda, including reviews of accounting and administrative procedures. The Insurance Act imposes on Bermuda insurance companies’ solvency and liquidity standards, as well as auditing and reporting requirements. Bermuda is a Solvency II equivalent jurisdiction, meaning that Bermuda’s laws and regulations broadly mirror the requirements under the Solvency II regime. See “*Business — Regulatory Overview — UK Regulatory Framework*” and “*Operating and Financial Review and Prospects — Capital Requirements — PRA Requirements.*” Certain significant aspects of the Bermuda insurance regulatory framework applicable to Class 3B insurers are set forth below.

Classification of Insurers. The Insurance Act distinguishes between insurers carrying on long-term business, insurers carrying on general business and insurers carrying on special purpose business. There are two classifications of insurers carrying on special purpose business: special purpose insurers and collateralized insurers.

There are several classifications of insurers carrying on general business ranging from Class 1 insurers (pure captives) to Class 4 insurers (large commercial underwriters).

There are also several classifications of insurers carrying on long-term business ranging from Class A insurers to Class E insurers.

Classification as a Class 3B Insurer. A body corporate is registrable as a Class 3B insurer where (i) 50% or more of its net premiums written or (ii) 50% or more of its net loss and loss expense provisions, represent unrelated business and its total net premiums written from unrelated business are \$50,000,000 or more. IGI Bermuda is registered as a Class 3B insurer with the Bermuda Monetary Authority in Bermuda and is regulated as such under the Insurance Act.

Minimum Paid-Up Share Capital. A Class 3B insurer is required to maintain fully paid up share capital of at least US\$120,000.

Principal Representative and Principal Office. A Class 3B insurer is required to maintain a principal office and to appoint and maintain a resident principal representative in Bermuda. IGI Bermuda has appointed Marsh IAS Management Services (Bermuda) Ltd. as its principal representative. The address of IGI Bermuda's principal office is 44 Church Street, Hamilton HM12, Bermuda. Without a reason acceptable to the Bermuda Monetary Authority, an insurer may not terminate the appointment of its principal representative, and the principal representative may not cease to act as such, unless 30 days' notice in writing to the Authority is given of the intention to do so.

It is the duty of the principal representative to forthwith notify the Bermuda Monetary Authority where the principal representative reaches the view that there is a likelihood of the insurer (for which the principal representative acts) becoming insolvent, or on it coming to the knowledge of the principal representative, or the principal representative having reason to believe that a reportable "event" has occurred. Examples of a reportable "event" include a failure by the insurer to comply substantially with a condition imposed upon it by the Bermuda Monetary Authority relating to a solvency margin or a liquidity or other ratio, a significant loss reasonably likely to cause the insurer to fail to comply with its enhanced capital requirement (discussed below) and the occurrence of a "material change" (as such term is defined under the Insurance Act) in its business operations.

Within 14 days of such notification to the Bermuda Monetary Authority, the principal representative must furnish the Bermuda Monetary Authority with a written report setting out all the particulars of the case that are available to the principal representative.

Where there has been a significant loss which is reasonably likely to cause the insurer to fail to comply with its enhanced capital requirement, the principal representative must also furnish the Bermuda Monetary Authority with a capital and solvency return reflecting an enhanced capital requirement prepared using post-loss data. The principal representative must provide this within 45 days of notifying the Bermuda Monetary Authority regarding the loss.

Furthermore, where a notification has been made to the Bermuda Monetary Authority regarding a material change, the principal representative has 30 days from the date of such notification to furnish the Bermuda Monetary Authority with unaudited interim statutory financial statements in relation to such period as the Bermuda Monetary Authority may require, together with a general business solvency certificate in respect of those statements.

Head Office. A Class 3B insurer is required to maintain its head office in Bermuda. In determining whether the insurer satisfies this requirement, the Bermuda Monetary Authority shall consider, inter alia, the following factors: (i) where the underwriting, risk management and operational decision making of the insurer occurs; (ii) whether the presence of senior executives who are responsible for, and involved in, the decision making related to the insurance business of the insurer are located in Bermuda; and (iii) where meetings of the board of directors of the insurer occur. In making its determination, the Bermuda Monetary Authority may also have regard to (a) the location where management of the insurer meets to effect policy decisions of the insurer; (b) the residence of the officers, insurance managers or employees of the insurer; and (c) the residence of one or more directors of the insurer in Bermuda. This provision does not apply to an insurer that has a permit to conduct business in Bermuda under the Companies Act or the Non-Resident Insurance Undertakings Act 1967. IGI Bermuda's Head Office remediation plan was assessed. It was concluded that there must be a frequent presence of the senior executives who are responsible for and involved in the decision making related to the insurance business in Bermuda. IGI Bermuda may need to continue to enhance its infrastructure in Bermuda to ensure that it is managed and directed from Bermuda, which may result in additional operational cost. IGI Bermuda's Head Office remediation plan was assessed. It was concluded that there must be a frequent presence of the senior executives who are responsible for and involved in the decision making related to the insurance business in Bermuda. IGI Bermuda may need to continue to enhance its infrastructure in Bermuda to ensure that it is managed and directed from Bermuda, which may result in additional operational cost. IGI Bermuda's Head Office remediation plan may be changed based on additional guidance by the Bermuda Monetary Authority, subsequent legislative requirements and/or any other governmental issuances which may affect the interpretation of the Head Office requirements and thus impact IGI Bermuda's remediation plan.

Loss Reserve Specialist. A Class 3B insurer is required to appoint an individual approved by the Bermuda Monetary Authority to be its loss reserve specialist. In order to qualify as an approved loss reserve specialist, the applicant must be an individual qualified to provide an opinion in accordance with the requirements of the Insurance Act and the Bermuda Monetary Authority must be satisfied that the individual is fit and proper to hold such an appointment.

The Class 3B insurer is required to submit annually an opinion of its approved loss reserve specialist with its capital and solvency return in respect of its total general business insurance technical provisions (i.e. the aggregate of its net premium provisions, net loss and loss expense provisions and risk margin, as each is reported in the insurer's statutory economic balance sheet). The loss reserve specialist's opinion must state, among other things, whether or not the aggregate amount of technical provisions shown in the statutory economic balance sheet as at the end of the relevant financial year (i) meets the requirements of the Insurance Act and (ii) makes reasonable provision for the total technical provisions of the insurer under the terms of its insurance contracts and agreements.

Annual Financial Statements. A Class 3B insurer is required to prepare and submit, on an annual basis, audited IFRS or GAAP financial statements (as defined below) and audited statutory financial statements.

A Class 3B insurer is required to prepare and submit to the Bermuda Monetary Authority financial statements which have been prepared under generally accepted accounting principles or international financial reporting standards ("GAAP financial statements").

The Insurance Act prescribes rules for the preparation and substance of statutory financial statements (which include, in statutory form, a balance sheet, an income statement, a statement of capital and surplus and notes thereto). The statutory financial statements include detailed information and analysis regarding premiums, claims, reinsurance and investments of the insurer.

The insurer's annual GAAP financial statements and the auditor's report thereon and the statutory financial statements are required to be filed with the Bermuda Monetary Authority within four months from the end of the relevant financial year (unless specifically extended with the approval of the Bermuda Monetary Authority).

The statutory financial statements do not form a part of the public records maintained by the Bermuda Monetary Authority but the GAAP financial statements are available for public inspection.

Declaration of Compliance. At the time of filing its statutory financial statements, a Class 3B insurer is also required to deliver to the Bermuda Monetary Authority a declaration of compliance, in such form and with such content as may be prescribed by the Bermuda Monetary Authority, declaring whether or not the Class 3B insurer has, with respect to the preceding financial year (i) complied with all requirements of the minimum criteria applicable to it; (ii) complied with the minimum margin of solvency as at its financial year end; (iii) complied with the applicable enhanced capital requirements as at its financial year end; (iv) complied with applicable conditions, directions and restrictions imposed on, or approvals granted to, the Class 3B insurer; and (v) complied with the minimum liquidity ratio for general business as at its financial year end. The declaration of compliance is required to be signed by two directors of the Class 3B insurer, and if the Class 3B insurer has failed to comply with any of the requirements referenced in (i) through (v) above or observe any limitations, restrictions or conditions imposed upon the issuance of its license, if applicable, the Class 3B insurer will be required to provide the Bermuda Monetary Authority with particulars of such failure in writing. A Class 3B insurer shall be liable to civil penalty by way of a fine for failure to comply with a duty imposed on it in connection with the delivery of the declaration of compliance.

Annual Statutory Financial Return and Annual Capital and Solvency Return. A Class 3B insurer is required to file with the Bermuda Monetary Authority a statutory financial return no later than four months after its financial year end (unless specifically extended with the approval of the Bermuda Monetary Authority).

The statutory financial return of a Class 3B insurer shall consist of (i) an insurer information sheet, (ii) an auditor's report, (iii) the statutory financial statements and (iv) notes to the statutory financial statements.

The insurer information sheet shall state, among other matters, (i) whether the general purpose financial statements of the insurer for the relevant year have been audited and an unqualified opinion issued, (ii) the minimum margin of solvency applying to the insurer and whether such margin was met, (iii) whether or not the minimum liquidity ratio applying to the insurer for the relevant year was met and (iv) whether or not the insurer has complied with every condition attached to its certificate of registration. The insurer information sheet shall state if any of the questions identified in items (ii), (iii) or (iv) above is answered in the negative, whether or not the insurer has taken corrective action in any case and, where the insurer has taken such action, describe the action in an attached statement.

The directors are required to certify whether the minimum solvency margin has been met, and the independent approved auditor is required to state whether in its opinion it was reasonable for the directors to make this certification.

Where an insurer's accounts have been audited for any purpose other than compliance with the Insurance Act, a statement to that effect must be filed with the statutory financial return.

In addition, each year the insurer is required to file with the Bermuda Monetary Authority a capital and solvency return along with its annual statutory financial return. The prescribed form of capital and solvency return comprises the insurer's Bermuda Solvency Capital Requirement ("BSCR") model or an approved internal capital model in lieu thereof (more fully described below), together with such schedules as prescribed by the Insurance (Prudential Standards) (Class 4 and Class 3B Solvency Requirement) Rules 2008, as amended from time to time.

Neither the statutory financial return nor the capital and solvency return is available for public inspection.

Quarterly Financial Return. A Class 3B insurer, not otherwise subject to group supervision, is required to prepare and file quarterly financial returns with the Bermuda Monetary Authority on or before the last day of the months of May, August and November of each year. The quarterly financial returns consist of (i) quarterly unaudited financial statements for each financial quarter (which must minimally include a balance sheet and income statement and must also be recent and not reflect a financial position that exceeds two months) and (ii) a list and details of material intra-group transactions that the insurer is a party to and the insurer's risk concentrations that have materialized since the most recent quarterly or annual financial returns, details surrounding all intra-group reinsurance and retrocession arrangements and other intra-group risk transfer insurance business arrangements that have materialized since the most recent quarterly or annual financial returns and (iii) details of the ten largest exposures to unaffiliated counterparties and any other unaffiliated counterparty exposures exceeding 10% of the insurer's statutory capital and surplus.

Public Disclosures. Pursuant to recent amendments to the Insurance Act, all commercial insurers and insurance groups are required to prepare and file with the Bermuda Monetary Authority, and also publish on their website, a financial condition report. The Bermuda Monetary Authority has discretion to approve modifications and exemptions to the public disclosure rules, on application by the insurer if, among other things, the Bermuda Monetary Authority is satisfied that the disclosure of certain information will result in a competitive disadvantage or compromise confidentiality obligations of the insurer.

Independent Approved Auditor. A Class 3B insurer must appoint an independent auditor who will audit and report on the insurer's GAAP financial statements and statutory financial statements, each of which are required to be filed annually with the Bermuda Monetary Authority. The auditor must be approved by the Bermuda Monetary Authority as the independent auditor of the insurer. If the insurer fails to appoint an approved auditor or at any time fails to fill a vacancy for such auditor, the Bermuda Monetary Authority may appoint an approved auditor for the insurer and shall fix the remuneration to be paid to the approved auditor within 14 days, if not agreed sooner by the insurer and the auditor. IGI Bermuda's Bermuda Monetary Authority-approved independent auditor is Ernst & Young.

Non-insurance Business. No Class 3B insurer may engage in non-insurance business unless that non-insurance business is ancillary to its core business. Non-insurance business means any business other than insurance business and includes carrying on investment business, managing an investment fund as operator, carrying on business as a fund administrator, carrying on banking business, underwriting debt or securities or otherwise engaging in investment banking, engaging in commercial or industrial activities and carrying on the business of management, sales or leasing of real property.

Minimum Liquidity Ratio. The Insurance Act provides a minimum liquidity ratio for general business insurers. A Class 3B insurer engaged in general business is required to maintain the value of its relevant assets at not less than 75% of the amount of its relevant liabilities. Relevant assets include cash and time deposits, quoted investments, unquoted bonds and debentures, first liens on real estate, investment income due and accrued, accounts and premiums receivable, reinsurance balances receivable, funds held by ceding reinsurers and any other assets which the Bermuda Monetary Authority, on application in any particular case made to it with reasons, accepts in that case.

There are certain categories of assets which, unless specifically permitted by the Bermuda Monetary Authority, do not automatically qualify as relevant assets, such as unquoted equity securities, investments in and advances to affiliates and real estate and collateral loans.

The relevant liabilities are total general business insurance reserves and total other liabilities less deferred income taxes and letters of credit, guarantees and other instruments.

Minimum Solvency Margin and Enhanced Capital Requirements. The Insurance Act provides that the value of the statutory assets of an insurer must exceed the value of its statutory liabilities by an amount greater than its prescribed minimum solvency margin ("MSM").

The MSM that must be maintained by a Class 3B insurer with respect to its general business is the greater of (i) \$1,000,000, or (ii) 20% of the first \$6,000,000 of net premiums written; if in excess of \$6,000,000, the figure is \$1,200,000 plus 15% of net premiums written in excess of \$6,000,000 or (iii) 15% of the aggregate of net loss and loss expense provisions and other insurance reserves or (iv) 25% of the ECR (as defined below) as reported at the end of the relevant year.

Class 3B insurers are also required to maintain available statutory economic capital and surplus at a level equal to or in excess of its enhanced capital requirement (“ECR”) which is established by reference to either the BSCR model or an approved internal capital model.

The BSCR model is a risk-based capital model which provides a method for determining an insurer’s capital requirements (statutory economic capital and surplus) by taking into account the risk characteristics of different aspects of the insurer’s business. The BSCR formula establishes capital requirements for ten categories of risk: fixed income investment risk, equity investment risk, interest rate/liquidity risk, currency risk, concentration risk, premium risk, reserve risk, credit risk, catastrophe risk and operational risk. For each category, the capital requirement is determined by applying factors to asset, premium, reserve, creditor, probable maximum loss and operation items, with higher factors applied to items with greater underlying risk and lower factors for less risky items.

While not specifically referred to in the Insurance Act (or required thereunder), the Bermuda Monetary Authority has also established a target capital level (“TCL”) for each Class 3B insurer equal to 120% of its ECR. The TCL serves as an early warning tool for the Bermuda Monetary Authority and failure to maintain statutory capital at least equal to the TCL will likely result in increased regulatory oversight.

Any Class 3B insurer which at any time fails to meet its MSM requirements must, upon becoming aware of such failure, immediately notify the Bermuda Monetary Authority and, within 14 days thereafter, file a written report with the Bermuda Monetary Authority containing particulars of the circumstances that gave rise to the failure and setting out its plan detailing specific actions to be taken and the expected timeframe in which the insurer intends to rectify the failure.

Any Class 3B insurer which at any time fails to meet its applicable enhanced capital requirement shall, upon becoming aware of that failure, or of having reason to believe that such a failure has occurred, immediately notify the Bermuda Monetary Authority in writing and within 14 days of such notification file with the Bermuda Monetary Authority a written report containing particulars of the circumstances leading to the failure; and a plan detailing the manner, specific actions to be taken and time within which the insurer intends to rectify the failure and within 45 days of becoming aware of that failure, or of having reason to believe that such a failure has occurred, furnish the Bermuda Monetary Authority with (i) unaudited statutory economic balance sheets and unaudited interim statutory financial statements prepared in accordance with GAAP covering such period as the Bermuda Monetary Authority may require; (ii) the opinion of a loss reserve specialist in relation to the total general business insurance technical provisions as set out in the economic balance sheet, where applicable; (iii) a general business solvency certificate in respect of the financial statements; and (iv) a capital and solvency return reflecting an enhanced capital requirement prepared using post failure data where applicable.

Eligible Capital. To enable the Bermuda Monetary Authority to better assess the quality of the insurer’s capital resources, a Class 3B insurer is required to disclose the makeup of its capital in accordance with the recently introduced ‘3-tiered eligible capital system’. Under this system, all of the insurer’s capital instruments will be classified as either basic or ancillary capital which in turn will be classified into one of three tiers based on their “loss absorbency” characteristics. Highest quality capital will be classified as Tier 1 Capital, and lesser quality capital will be classified as either Tier 2 Capital or Tier 3 Capital. Under this regime, up to certain specified percentages of Tier 1, Tier 2 and Tier 3 Capital may be used to support the Class 3B insurer’s MSM, ECR and TCL.

The characteristics of the capital instruments that must be satisfied to qualify as Tier 1, Tier 2 and Tier 3 Capital are set out in the Insurance (Eligible Capital) Rules 2012, and amendments thereto. Under these rules, Tier 1, Tier 2 and Tier 3 Capital may, until January 1, 2026, include capital instruments that do not satisfy the requirement that the instrument be non-redeemable or settled only with the issuance of an instrument of equal or higher quality upon a breach, or if it would cause a breach, of the ECR.

Where the Bermuda Monetary Authority has previously approved the use of certain instruments for capital purposes, the Bermuda Monetary Authority’s consent will need to be obtained if such instruments are to remain eligible for use in satisfying the MSM and the ECR.

Code of Conduct. The Insurance Code of Conduct (the “Insurance Code of Conduct”) prescribes the duties, standards, procedures and sound business principles with which all insurers registered under the Insurance Act must comply. The Bermuda Monetary Authority will assess an insurer’s compliance with the Insurance Code of Conduct in a proportional manner relative to the nature, scale and complexity of its business. Failure to comply with the requirements of the Insurance Code of Conduct will be taken into account by the Bermuda Monetary Authority in determining whether an insurer is conducting its business in a sound and prudent manner as prescribed by the Insurance Act, may result in the Bermuda Monetary Authority exercising its powers of intervention and investigation (see below) and will be a factor in calculating the operational risk charge under the insurer’s BSCR or approved internal model.

Cyber Risk Code of Conduct. The Bermuda Monetary Authority has recognized that cyber incidents can cause significant financial losses and/or reputational impacts across the insurance industry and has implemented the Insurance Sector Operational Cyber Risk Management Code of Conduct (the “Cyber Risk Code”) to ensure that those operating in the Bermuda insurance sector can mitigate such risks. The Cyber Risk Code prescribes the duties, requirements, standards, procedures and principles which all insurers, insurance managers and insurance intermediaries (agents, brokers and insurance market place providers) registered under the Insurance Act must comply. The Cyber Risk Code is designed to promote the stable and secure management of information technology systems of regulated entities and requires that all registrants implement their own technology risk programmes, determine what their top risks are and develop an appropriate risk response. This requires all registrants to develop a cyber risk policy which is to be delivered pursuant to an operational cyber risk management programme and appoint an appropriately qualified member of staff or outsourced resource to the role of Chief Information Security Officer. The role of the Chief Information Security Officer is to deliver the operational cyber risk management programme.

It is expected that the cyber risk policy will be approved by the registrant’s board of directors at least annually. The Bermuda Monetary Authority will assess a registrant’s compliance with the Cyber Risk Code in a proportionate manner relative to the nature, scale and complexity of its business. While it is acknowledged that some registrants will use a third party to provide technology services and that they may outsource their IT resources (for example, to an insurance manager where applicable), when so outsourced, the overall responsibility for the outsourced functions will remain with the registrant’s board of directors. Failure to comply with the requirements of the Cyber Risk Code will be taken into account by the Bermuda Monetary Authority in determining whether a registrant is conducting its business in a sound and prudent manner as prescribed by the Insurance Act and may result in the Bermuda Monetary Authority exercising its powers of intervention and investigation.

Restrictions on Dividends and Distributions. A Class 3B insurer is prohibited from declaring or paying a dividend if it is in breach of its MSM, ECR or minimum liquidity ratio or if the declaration or payment of such dividend would cause such a breach. Where an insurer fails to meet its MSM or minimum liquidity ratio on the last day of any financial year, it will be prohibited from declaring or paying any dividends during the next financial year without the approval of the Bermuda Monetary Authority.

In addition, a Class 3B insurer is prohibited from declaring or paying in any financial year dividends of more than 25% of its total statutory capital and surplus (as shown on its previous financial year’s statutory balance sheet) unless it files (at least seven days before payment of such dividends) with the Bermuda Monetary Authority an affidavit signed by at least two directors (one of whom must be a Bermuda resident director if any of the insurer’s directors are resident in Bermuda) and the principal representative stating that it will continue to meet its solvency margin and minimum liquidity ratio. Where such an affidavit is filed, it shall be available for public inspection at the offices of the Bermuda Monetary Authority.

Reduction of Capital. No Class 3B insurer may reduce its total statutory capital by 15% or more, as set out in its previous year’s financial statements, unless it has received the prior approval of the Bermuda Monetary Authority. Total statutory capital consists of the insurer’s paid in share capital, its contributed surplus (sometimes called additional paid in capital) and any other fixed capital designated by the Bermuda Monetary Authority as statutory capital (such as letters of credit).

A Class 3B insurer seeking to reduce its statutory capital by 15% or more, as set out in its previous year’s financial statements, is also required to submit an affidavit signed by at least two directors (one of whom must be a Bermuda resident director if any of the insurer’s directors are resident in Bermuda) and the principal representative stating that the proposed reduction will not cause the insurer to fail its relevant margins and such other information as the Bermuda Monetary Authority may require. Where such an affidavit is filed, it shall be available for public inspection at the offices of the Bermuda Monetary Authority.

Policyholder Priority. In the event of a liquidation or winding up of an insurer, policyholders' liabilities receive prior payment ahead of general unsecured creditors. Subject to the prior payment of preferential debts under the Employment Act 2000 and the Companies Act, the insurance debts of an insurer must be paid in priority to all other unsecured debts of the insurer. Insurance debt is defined as a debt to which an insurer is or may become liable pursuant to an insurance contract, excluding debts owed to an insurer under an insurance contract where the insurer is the person insured. Insurance contract is defined as any contract of insurance, capital redemption contract or a contract that has been recorded as insurance business in the financial statements of the insurer pursuant to the Insurance Accounts 1980 or the Insurance Account Rules 2016, as applicable.

Fit and Proper Controllers. The Bermuda Monetary Authority maintains supervision over the controllers of all registered insurers in Bermuda.

A controller includes (i) the managing director of the registered insurer or its parent company; (ii) the chief executive of the registered insurer or of its parent company; (iii) a shareholder controller; and (iv) any person in accordance with whose directions or instructions the directors of the registered insurer or of its parent company are accustomed to act.

The definition of shareholder controller is set out in the Insurance Act but generally refers to (i) a person who holds 10% or more of the shares carrying rights to vote at a shareholders' meeting of the registered insurer or its parent company, or (ii) a person who is entitled to exercise 10% or more of the voting power at any shareholders' meeting of such registered insurer or its parent company, or (iii) a person who is able to exercise significant influence over the management of the registered insurer or its parent company by virtue of its shareholding or its entitlement to exercise, or control the exercise of, the voting power at any shareholders' meeting.

A shareholder controller that owns 10% or more but less than 20% of the shares as described above is defined as a 10% shareholder controller; a shareholder controller that owns 20% or more but less than 33% of the shares as described above is defined as a 20% shareholder controller; a shareholder controller that owns 33% or more but less than 50% of the shares as described above is defined as a 33% shareholder controller; and a shareholder controller that owns 50% or more of the shares as described above is defined as a 50% shareholder controller.

Where the shares of the registered insurer, or the shares of its parent company, are traded on a recognized stock exchange, and a person becomes a 10%, 20%, 33% or 50% shareholder controller of the insurer, that person shall, within 45 days, notify the Bermuda Monetary Authority in writing that he has become such a controller. In addition, a person who is a shareholder controller of a Class 3B insurer whose shares or the shares of its parent company (if any) are traded on a recognized stock exchange must serve on the Bermuda Monetary Authority a notice in writing that he has reduced or disposed of his holding in the insurer where the proportion of voting rights in the insurer held by him will have reached or has fallen below 10%, 20%, 33% or 50% as the case may be, not later than 45 days after such disposal.

Where the shares of an insurer, or the shares of its parent company, are not traded on a recognized stock exchange (i.e. private companies), the Insurance Act prohibits a person from becoming a shareholder controller unless he has first served on the Bermuda Monetary Authority notice in writing stating that he intends to become such a controller and the Bermuda Monetary Authority has either, before the end of 45 days following the date of notification, provided notice to the proposed controller that it does not object to his becoming such a controller or the full 45 days has elapsed without the Bermuda Monetary Authority filing an objection. Where neither the shares of the insurer nor the shares of its parent company (if any) are traded on any stock exchange, the Insurance Act prohibits a person who is a shareholder controller of a Class 3B insurer from reducing or disposing of his holdings where the proportion of voting rights held by the shareholder controller in the insurer will reach or fall below 10%, 20%, 33% or 50%, as the case may be, unless that shareholder controller has served on the Bermuda Monetary Authority a notice in writing stating that he intends to reduce or dispose of such holding.

Any person who contravenes the Insurance Act by failing to give notice or knowingly becoming a controller of any description before the required 45 days has elapsed is guilty of an offence and liable to a fine of \$25,000 on summary conviction.

The Bermuda Monetary Authority may file a notice of objection to any person who has become a controller of any description where it appears that such person is not, or is no longer, a fit and proper person to be a controller of the registered insurer. Before issuing a notice of objection, the Bermuda Monetary Authority is required to serve

upon the person concerned a preliminary written notice stating the Bermuda Monetary Authority's intention to issue formal notice of objection. Upon receipt of the preliminary written notice, the person served may, within 28 days, file written representations with the Bermuda Monetary Authority which shall be taken into account by the Bermuda Monetary Authority in making its final determination. Any person who continues to be a controller of any description after having received a notice of objection shall be guilty of an offence and shall be liable on summary conviction to a fine of \$25,000 (and a continuing fine of \$500 per day for each day that the offence is continuing) or, if convicted on indictment, to a fine of \$100,000 and/or two years in prison.

Notification by Registered Person of Change of Controllers and Officers. All registered insurers are required to give written notice to the Bermuda Monetary Authority of the fact that a person has become, or ceased to be, a controller or officer of the registered insurer within 45 days of becoming aware of such fact. An officer in relation to a registered insurer means a director, chief executive or senior executive performing duties of underwriting, actuarial, risk management, compliance, internal audit, finance or investment matters.

Notification of Cyber Reporting Events. Every insurer is required to notify the Bermuda Monetary Authority forthwith on it coming to the knowledge of the insurer, or where the insurer has reason to believe that a Cyber Reporting Event has occurred. Within 14 days of such notification the insurer must also furnish the Bermuda Monetary Authority with a written report setting out all of the particulars of the Cyber Reporting Event that are available to it. A Cyber Reporting Event includes any act that results in the unauthorised access to, disruption, or misuse of electronic systems or information stored on such systems of an insurer, including breach of security leading to the loss or unlawful destruction or unauthorised disclosure of or access to such systems or information where there is a likelihood of an adverse impact to policyholders, clients or the insurer's insurance business, or an event that has occurred for which notice is required to be provided to a regulatory body or government agency.

Notification of Other Events. Every insurer is required to forthwith notify the Bermuda Monetary Authority on it coming to the knowledge of the insurer, or where the insurer has reason to believe that the insurer has failed to comply with a condition imposed upon it by the Bermuda Monetary Authority or that the insurer, or a shareholder controller or officer of the insurer is involved in any criminal proceedings whether in Bermuda or abroad.

Notification of Material Changes. All registered insurers are required to give notice to the Bermuda Monetary Authority of their intention to effect a material change within the meaning of the Insurance Act. For the purposes of the Insurance Act, the following changes are material: (i) the transfer or acquisition of insurance business being part of a scheme falling under section 25 of the Insurance Act or section 99 of the Companies Act, (ii) the amalgamation with or acquisition of another firm, (iii) engaging in unrelated business that is retail business, (iv) the acquisition of a controlling interest in an undertaking that is engaged in non-insurance business which offers services and products to persons who are not affiliates of the insurer, (v) outsourcing all or substantially all of the company's actuarial, risk management, compliance or internal audit functions, (vi) outsourcing all or a material part of an insurer's underwriting activity, (vii) the transfer, other than by way of reinsurance, of all or substantially all of a line of business, (viii) the expansion into a material new line of business, (ix) the sale of an insurer, and (x) outsourcing of an officer role.

No registered insurer shall take any steps to give effect to a material change unless it has first served notice on the Bermuda Monetary Authority that it intends to effect such material change and before the end of 30 days, either the Bermuda Monetary Authority has notified such company in writing that it has no objection to such change or that period has lapsed without the Bermuda Monetary Authority having issued a notice of objection.

Before issuing a notice of objection, the Bermuda Monetary Authority is required to serve upon the person concerned a preliminary written notice stating the Bermuda Monetary Authority's intention to issue a formal notice of objection. Upon receipt of the preliminary written notice, the person served may, within 28 days, file written representations with the Bermuda Monetary Authority which shall be taken into account by the Bermuda Monetary Authority in making its final determination.

Group Supervision. We are not currently subject to group supervision by the Bermuda Monetary Authority; however, the Bermuda Monetary Authority may, in respect of our insurance group, determine in the future that it is appropriate for it to act as our group supervisor. An insurance group is defined as a group of companies that conducts insurance business. The Bermuda Monetary Authority may make such determination where it ascertains that (i) the group is headed by a "specified insurer" (that is to say, it is headed by either a Class 3A, Class 3B or Class 4 general business insurer or a Class C, Class D or Class E long term insurer or another class of insurer designated by order of the Bermuda Monetary Authority); or (ii) where the insurance group is not headed by a "specified insurer", where it is

headed by a parent company which is incorporated in Bermuda; or (iii) where the parent company of the group is not a Bermuda company, in circumstances where the Bermuda Monetary Authority is satisfied that the insurance group is directed and managed from Bermuda or the insurer with the largest balance sheet total is a specified insurer.

Where the Bermuda Monetary Authority determines that it should act as the group supervisor, it shall designate a specified insurer that is a member of the insurance group to be the designated insurer (the “Designated Insurer”) and it shall give to the Designated Insurer and other applicable insurance regulatory authority written notice of its intention to act as group supervisor. Before the Bermuda Monetary Authority makes a final determination whether or not to act as group supervisor, it shall take into account any written representations made by the Designated Insurer submitted within such period as is specified in the notice.

The Bermuda Monetary Authority may exclude any company that is a member of an insurance group from group supervision on the application of the Designated Insurer, or on its own initiative, provided the Bermuda Monetary Authority is satisfied that (i) the company is situated in a country or territory where there are legal impediments to cooperation and exchange of information, (ii) the financial operations of the company have a negligible impact on insurance group operations or (iii) the inclusion of the company would be inappropriate with respect to the objectives of group supervision.

The Bermuda Monetary Authority may, on its own initiative or on the application of the relevant Designated Insurer, include within group supervision a company that is a member of the group that is not on the Register of Group Particulars (described below) if it is satisfied the financial operations of the company in question may have a material impact on the insurance group’s operations and its inclusion would be appropriate having regard to the objectives of group supervision.

Once the Bermuda Monetary Authority has been designated as group supervisor, the Designated Insurer must ensure that the insurance group of which it is a member appoints (i) an individual approved by the Bermuda Monetary Authority who is qualified as a group actuary to provide an opinion on the insurance group’s insurance technical provisions in accordance with the requirements of Schedule XIV “Group Statutory Economic Balance Sheet” of the Insurance (Prudential Standards) (Insurance Group Solvency Requirement) Rules 2011 and (ii) an auditor approved by the Bermuda Monetary Authority to audit the financial statements of the group.

Pursuant to its powers under the Insurance Act, the Bermuda Monetary Authority will maintain a register of particulars for every insurance group (the “Register of Group Particulars”) for which it acts as the group supervisor, detailing the names and addresses of (i) the Designated Insurer; (ii) each member company of the insurance group falling within the scope of group supervision; (iii) the principal representative of the insurance group in Bermuda; (iv) other competent authorities supervising other member companies of the insurance group; and (v) the insurance group auditors. The Designated Insurer must immediately notify the Bermuda Monetary Authority of any changes to the above details entered on the Register of Group Particulars.

As group supervisor, the Bermuda Monetary Authority will perform a number of supervisory functions including (i) coordinating the gathering and dissemination of relevant or essential information for going concerns and emergency situations, including the dissemination of information which is of importance for the supervisory task of other competent authorities; (ii) carrying out supervisory reviews and assessments of the insurance group; (iii) carrying out assessments of the insurance group’s compliance with the rules on solvency, risk concentration, intra-group transactions and good governance procedures; (iv) planning and coordinating through regular meetings held at least annually (or by other appropriate means) with other competent authorities, supervisory activities in respect of the insurance group, both as a going concern and in emergency situations; (v) coordinating enforcement actions that may need to be taken against the insurance group or any of its members; and (vi) planning and coordinating meetings of colleges of supervisors in order to facilitate the carrying out of the functions described above.

The Bermuda Monetary Authority may, for the purposes of group supervision, make rules applying to Designated Insurers which take into account any activities of the insurance group of which they are members or of other members of the insurance group. Such rules may make provision for: the assessment of the financial situation of the insurance group; the solvency position of the insurance group (including the imposition of prudential standards in relation to enhanced capital requirements, capital and solvency returns, insurance reserves and eligible capital that must be complied with by the Designated Insurers); the system of governance and risk management of the insurance group; intra-group transactions and risk concentrations; and supervisory reporting and disclosure in respect of the insurance group.

As noted above, we are not currently subject to group supervision, but the Bermuda Monetary Authority may exercise its authority to act as our group supervisor in the future.

Supervision, Investigation, Intervention and Disclosure. The Bermuda Monetary Authority may, by notice in writing served on a registered person or a designated insurer, require the registered person or designated insurer to provide such information and/or documentation as the Bermuda Monetary Authority may reasonably require with respect to matters that are likely to be material to the performance of its supervisory functions under the Insurance Act. In addition, it may require such person's auditor, underwriter, accountant or any other person with relevant professional skill of such registered person or designated insurer to prepare a report on any aspect pertaining thereto. In the case of a report, the person so appointed shall immediately give the Bermuda Monetary Authority written notice of any fact or matter of which he becomes aware or which indicates to him that any condition attaching to his registration under the Insurance Act is not or has not or may not be or may not have been fulfilled and that such matters are likely to be material to the performance of its functions under the Insurance Act. If it appears to the Bermuda Monetary Authority to be desirable in the interests of the clients of a registered person or relevant insurance group, the Bermuda Monetary Authority may also exercise these powers in relation to subsidiaries, parent companies and other affiliates of the registered person or designated insurer.

If the Bermuda Monetary Authority deems it necessary to protect the interests of the policyholders or potential policyholders of an insurer or insurance group, it may appoint one or more competent persons to investigate and report on the nature, conduct or state of the insurer's or the insurance group's business, or any aspect thereof, or the ownership or control of the insurer or insurance group. If the person so appointed thinks it necessary for the purposes of the investigation, such person may also investigate the business of any person who is or has been at any relevant time, a member of the insurance group or of a partnership of which the person being investigated is a member. In this regard, it shall be the duty of every person who is or was a controller, officer, employee, agent, banker, auditor, accountant, barrister and attorney or insurance manager to produce to the person appointed such documentation as the appointed person may reasonably require for purposes of the investigation, and to attend and answer questions relevant to the investigation and to otherwise provide such assistance as may be necessary in connection therewith.

Where the Bermuda Monetary Authority suspects that a person has failed to properly register under the Insurance Act or that a registered person or designated insurer has failed to comply with a requirement of the Insurance Act or that a person is not, or is no longer, a fit and proper person to perform functions in relation to a regulated activity, it may, by notice in writing, carry out an investigation into such person (or any other person connected thereto). In connection therewith, the Bermuda Monetary Authority may require every person who is or was a controller, officer, employee, agent, banker, auditor, accountant, barrister and attorney or insurance manager to make a report and produce such documents in his care, custody and control and to attend before the Bermuda Monetary Authority to answer questions relevant to the Bermuda Monetary Authority's investigation and to take such actions as the Bermuda Monetary Authority may direct. The Bermuda Monetary Authority may also enter any premises for the purposes of carrying out its investigation and may petition the court for a warrant if it believes a person has failed to comply with a notice served on him or there are reasonable grounds for suspecting the completeness of any information or documentation produced in response to such notice or that its directions will not be complied with or that any relevant documents would be removed, tampered with or destroyed.

If it appears to the Bermuda Monetary Authority that the business of the registered insurer is being conducted in a way that there is a significant risk of the insurer becoming insolvent or being unable to meet its obligations to policyholders, or that the insurer is in breach of the Insurance Act or any conditions imposed upon its registration, or the minimum criteria stipulated in the Insurance Act is not or has not been fulfilled in respect of a registered insurer, or that a person has become a controller without providing the Bermuda Monetary Authority with the appropriate notice or in contravention of a notice of objection, or the registered insurer is in breach of its ECR, or that a designated insurer is in breach of any provision of the Insurance Act or the regulations or rules applicable to it, the Bermuda Monetary Authority may issue such directions as it deems desirable for safeguarding the interests of policyholders or potential policyholders of the insurer or the insurance group. The Bermuda Monetary Authority may, among other things, direct an insurer, for itself and in its capacity as designated insurer of the insurance group of which it is a member, (1) not to take on any new insurance business, (2) not to vary any insurance contract if the effect would be to increase the insurer's liabilities, (3) not to make certain investments, (4) to realize certain investments, (5) to maintain in, or transfer to the custody of, a specified bank, certain assets, (6) not to declare or pay any dividends or other distributions or to restrict the making of such payments, (7) to limit its premium income, (8) not to enter into specified transactions with any specified person or persons of a specified class, (9) to provide such written particulars relating to the financial

circumstances of the insurer as the Bermuda Monetary Authority thinks fit, (10) (as an individual insurer only and not in its capacity as designated insurer) to obtain the opinion of a loss reserve specialist and submit it to the Bermuda Monetary Authority and/or (11) to remove a controller or officer.

The Bermuda Monetary Authority has the power to assist other regulatory authorities, including foreign insurance regulatory authorities, with their investigations involving insurance and reinsurance companies in Bermuda if it is satisfied that the assistance being requested is in connection with the discharge of regulatory responsibilities and that such cooperation is in the public interest. The grounds for disclosure by the Bermuda Monetary Authority to a foreign regulatory authority without consent of the insurer are limited and the Insurance Act provides for sanctions for breach of the statutory duty of confidentiality.

Cancellation of Insurer's Registration. An insurer's registration may be cancelled by the Bermuda Monetary Authority at the request of the insurer or on certain grounds specified in the Insurance Act. Failure by the insurer to comply with its obligations under the Insurance Act or if, the Bermuda Monetary Authority believes that the insurer has not been carrying on business in accordance with sound insurance principles, would be examples of such grounds.

Certain Other Bermuda Law Considerations. All Bermuda "exempted companies" are exempt from certain Bermuda laws restricting the percentage of share capital that may be held by non-Bermudians. However, exempted companies may not participate in certain business transactions, including (1) the acquisition or holding of land in Bermuda except that required for their business and held by way of lease or tenancy for a term not exceeding more than 50 years or, with the consent of the Minister of Economic Development (the "Minister") granted in his discretion, land which is used to provide accommodation or recreational facilities for officers and employees of the company for a term not exceeding 21 years, (2) the taking of mortgages on land in Bermuda to secure an amount in excess of \$50,000 without the consent of the Minister, (3) the acquisition of any bonds or debentures secured by any land in Bermuda, other than certain types of Bermuda government securities or securities issued by Bermuda public authorities, or (4) the carrying on of business of any kind in Bermuda, except in furtherance of business carried on outside Bermuda or under license granted by the Minister. Generally it is not permitted without a special license granted by the Minister to insure Bermuda domestic risks or risks of persons of, in or based in Bermuda.

All Bermuda companies must comply with the provisions of the Companies Act regulating the payment of dividends and the making of distributions from contributed surplus. A company may not declare or pay a dividend, or make a distribution out of contributed surplus, if there are reasonable grounds for believing that: (a) the company is, or would after the payment be, unable to pay its liabilities as they become due; or (b) the realizable value of the company's assets would thereby be less than its liabilities.

Under the Economic Substance Act 2018 and related regulations thereunder (collectively, the "ESA"), each entity resident in Bermuda that carries on a "relevant activity" is required to comply with the economic substance requirements under the ESA, unless resident for tax purposes in a jurisdiction outside Bermuda that is not on the EU list of non-cooperative jurisdictions for tax purposes. Engaging in insurance business in accordance with the Insurance Act constitutes a "relevant activity".

In relation to carrying on the relevant activity of insurance, compliance with the ESA also requires compliance with requirements in the Companies Act relating to corporate governance and requirements of the Insurance Act and other instruments (including the Insurance Code of Conduct) made thereunder. The Registrar of Companies will have regard to an insurer's compliance with the Insurance Act and the Companies Act in his assessment of compliance with economic substance requirements and on the basis that an insurer complies with such requirements, the insurer will generally be considered to operate in Bermuda with adequate substance. An insurer will be required to complete and file a declaration form, and the Registrar of Companies will also have regard to the information provided in the declaration form in making his assessment of compliance with economic substance requirements.

Bermuda Exchange Control Regulation. The permission of the Bermuda Monetary Authority is required, under the provisions of the Exchange Control Act 1972 of Bermuda and related regulations, for all issuances and transfers of shares (which includes our common shares) of Bermuda companies to or from a non-resident of Bermuda for exchange control purposes, other than in cases where the Bermuda Monetary Authority has granted a general permission. The Bermuda Monetary Authority, in its notice to the public dated June 1, 2005, has granted a general permission for the issue and subsequent transfer of any securities of a Bermuda company from and/or to a non-resident of Bermuda for exchange control purposes for so long as any "Equity Securities" of the company (which include

our common shares) are listed on an “Appointed Stock Exchange” (which include Nasdaq). In granting the general permission the Bermuda Monetary Authority accepts no responsibility for our financial soundness or the correctness of any of the statements made or opinions expressed in this annual report.

Although IGI Bermuda is incorporated in Bermuda, IGI Bermuda is classified as a non-resident of Bermuda for exchange control purposes by the Bermuda Monetary Authority. Other than transferring Bermuda Dollars out of Bermuda, there are no restrictions on IGI Bermuda’s ability to transfer funds into and out of Bermuda or to pay dividends in currency other than Bermuda Dollars to nonresidents of Bermuda who are holders of our common shares.

UK Regulatory Framework

General. UK insurance companies are regulated by the Prudential Regulation Authority (the “PRA”) and the Financial Conduct Authority (the “FCA”). The PRA is responsible for the prudential regulation of banks, building societies, credit unions, insurers and major investment firms and the FCA is responsible, among other things, for the regulation of the conduct of business of financial services firms. A subsidiary of IGI, International General Insurance Company (UK) Limited (“IGI UK”), is authorized by the PRA to effect and carry out (re)insurance contracts in the UK in all classes of general (non-life) business and is regulated by both the PRA and the FCA.

Following the UK’s decision to withdraw from the EU (“Brexit”), the UK began a process of “onshoring” EU legislation whereby the UK replicated EU law in UK legislation and regulation and then amended it so that it would be operationally effective following the end of the Brexit transition period on December 31, 2020. As an automatic consequence of the UK’s departure from the EU’s single market, passporting rights to and from the UK ended at the end of the transition period. Passporting is the exercise of the right available to a firm authorised in one EEA member state to carry on certain activities covered by an EU single market directive in another EEA member state, on the basis of its home state authorisation. For firms based in the UK, this means the loss of access to EU markets. As of the end of the transition period, IGI UK has lost its passporting rights in the EU, such that it can no longer write insurance business in European Economic Area (“EEA”) countries under the “freedom of services” regime or write insurance business through a place of business in an EEA member state under the “freedom of establishment” regime using the rights contained in the European Council’s Solvency II Directive. IGI is currently engaging with relevant EU member states to ensure adherence to individual run-off regimes that have been established. In addition, in June 2021 IGI acquired an EU insurance operation in Malta, which enables IGI to pursue business in the EU.

Restrictions on Dividend Payments. The company law of England and Wales prohibits English companies, including IGI UK, from declaring dividends to their shareholders unless they have profits available for distribution. The determination of whether a company has profits available for distribution is based on its accumulated realized profits and other distributable reserves less its accumulated realized losses. While the UK insurance regulatory rules impose no statutory restrictions on a general insurer’s ability to declare a dividend, the PRA’s rules require each authorized insurance company within its jurisdiction to maintain its solvency margin at all times. For ordinary share capital to count as tier 1 capital for solvency purposes, dividends must be capable of being cancelled at any time prior to payment, and the PRA can prohibit a UK insurance company from paying a dividend.

Solvency Requirements. Under the EU directive covering capital adequacy, risk management and regulatory reporting for insurers (the “Solvency II Directive”), an insurer has the option of seeking the approval of a full or partial internal model from its regulator or to use a standard formula to calculate its capital requirements. The provisions of the Solvency II Directive were implemented in the UK by the Solvency 2 Regulations 2015 (SI 2015/575) and through the PRA Rulebook and supervisory statements published by the PRA. In light of Brexit, the UK has onshored the Solvency II Directive and amended the rules so that firms can continue to operate effectively after the end of the transitional period.

Onshored Solvency II Regime Reports and Returns. Under the onshored Solvency II regime, IGI UK is required to disclose to the PRA quarterly and annual Quantitative Reporting Templates (“QRTs”) and, at least every three years, a narrative Regular Supervisory Report (“RSR”). The QRTs report quantitative information on a Solvency II and local GAAP basis including, among other things, the balance sheet and own funds, Solvency II capital position, invested assets, premiums, claims and technical provisions, reinsurance and group specific information. The RSR includes both qualitative and quantitative information and is more forward-looking. IGI UK must also complete a set of annual National Specific Templates (“NSTs”) which are only applicable to solo firms (i.e., specific companies as against groups). An annual Solvency and Financial Condition Report (“SFCR”), which must include a mixture of narrative

information and a sub-set of the QRTs, must also be submitted and posted on IGI’s website. Similarly, IGI UK must submit an annual Own Risk and Solvency Assessment (“ORSA”) to the PRA. The ORSA report is produced annually and provides a summary of all of the activity and processes during the preceding year to assess and report on risks and ensure that our overall solvency needs are met at all times including a forward-looking assessment. It also explains the linkages between business strategy, business planning and capital and risk management processes.

Change of Control Prior Notifications. The PRA (in consultation with the FCA) regulates the acquisition of “control” of any UK insurance company which is authorized under the Financial Services and Markets Act 2000 (“FSMA”). The FCA regulates the acquisition of “control” of authorized firms that are only authorized and regulated by the FCA. Any legal entity or individual that (together with any person with whom they are “acting in concert”) directly or indirectly acquires 10% or more of the shares in a UK authorized insurance company, or their parent company, or is entitled to exercise or control the exercise of 10% or more of the voting power in such authorized insurance company or their parent company, would be considered to have acquired “control” for the purposes of the relevant legislation, as would a person who had significant influence over the management of such authorized insurance company, managing agent by virtue of their shareholding or voting power in the authorized insurance company, managing agent or parent. A purchaser of 10% or more of the common shares of the Company would therefore be considered to have acquired “control” of IGI UK. Under FSMA, any person proposing to acquire “control” over a UK authorized insurance company must give prior notification to the PRA of their intention to do so. The PRA would then have up to 60 working days (which may be extended by up to a further 30 working days) to consider that person’s application to acquire “control.” Acquiring control without having made the relevant prior application and having received the PRA’s approval (following consultation with the FCA) would constitute a criminal offense by the controller. In addition, if IGI UK fails to notify the PRA of the proposed change of control this could also result in action being taken against IGI UK. A person who is already deemed to have “control” will require prior approval of the PRA and the FCA if such person increases their level of “control” beyond certain percentages. These percentages are 20%, 30% and 50%. Similar requirements apply in relation to the acquisition of control of a UK authorized person which is an insurance intermediary except that application for approval is made to, and decided by, the FCA and the threshold triggering the requirement for prior approval is 20% of the shares or voting power in the insurance intermediary or its parent company.

Senior Managers and Certification Regime. In December 2019, the FCA and PRA extended the application of the Senior Managers & Certification Regime (“SM&CR”), which previously applied to UK-regulated entities in the banking sector, to insurers, reinsurers, insurance intermediaries and other UK-regulated entities. The Senior Managers & Certification Regime is an enhanced individual accountability framework which built upon and replaced the previous regulatory framework of the Senior Insurance Managers Regime and the Approved Persons regime. The SM&CR seeks to ensure that senior persons who are effectively running insurance firms, or who have responsibility for other key functions at those firms, meet standards of fitness and propriety for acting with integrity, honesty and skill and that there is a clear allocation of responsibilities between senior managers.

Insurance Distribution Directive. On October 1, 2018, the Insurance Distribution Directive (“IDD”) replaced the Insurance Mediation Directive (“IMD”). While IMD only applied to insurance intermediaries, IDD applied to all those who conduct insurance distribution to clients, such as insurers (i.e., IGI UK) and insurance intermediaries, (including firms such as banks or retailers who provide insurance alongside their primary business) and whose clients range from individual consumers to large multinational organizations. The main provisions of IDD include conduct of business obligations, remuneration disclosure, cross-selling limitations and professional training requirements. The provisions of the IDD have been implemented in the UK mainly by way of amendments to the FCA handbook and the Insurance Distribution (Regulated Activities and Miscellaneous Amendments) Order 2018 (SI 2018/546). As a result of Brexit and following the end of the transitional period on December 31, 2020, the Insurance Distribution (Amendment) (EU Exit) Regulations 2019 came into effect to address the deficiencies in retained EU law relating to the IDD arising from Brexit. Under the European Union (Withdrawal) Act 2018, directly applicable EU legislation made under the IDD was onshored and became part of the UK law at the end of the Brexit transitional period.

PRA requirements

IGI UK is subject to regulation by the UK Financial Conduct Authority (the “FCA”) and the UK Prudential Regulatory Authority (the “PRA”). The onshored Solvency Capital Requirement (“SCR”) for IGI UK is governed by the onshored Solvency II regime which sets rules governing the level and quality of capital held by an insurer and the capital requirements applicable to that firm.

The onshored Solvency II measure of available capital (“Own Funds”) uses IFRS shareholders’ funds as a starting point and applies a number of specific adjustments prescribed under onshored Solvency II. The primary adjustments reflect the fact that onshored Solvency II is based on the principle of an economic balance sheet — outstanding reserves and associated reinsurance recoverables being considered on a discounted best-estimate basis. A full reconciliation between the onshored Solvency II and IFRS bases is provided in the annual Solvency & Financial Condition Report published on IGI’s website (www.iginsure.com).

The onshored Solvency II measure of required capital, the SCR, is calibrated using the Value at Risk (VaR) of the basic own funds of an insurance or reinsurance undertaking subject to a confidence level of 99.5% over a one-year period, with a minimum of €3.7 million. IGI UK has chosen the onshored Solvency II Standard Formula (the “Standard Formula”) method to calculate its SCR.

IGI UK has assessed the appropriateness of the Standard Formula on both a qualitative and quantitative basis and considers it to provide an appropriate fit to IGI UK’s business and risk profile.

Specifically, the assessment confirms that the Standard Formula:

- captures the full scope of risks to which the Company is exposed and for which the holding of capital is an appropriate response;
- is sufficiently sensitive to future changes in the risk profile on both the asset and liabilities side of the balance sheet including the influence of outward reinsurance arrangements;
- has been applied in full with no application of undertaking specific parameters, simplifications or transitional measures; and
- is applied with no consideration for the risk absorbing effect of technical provisions and deferred taxes resulting in an SCR requirement that is more prudent.

The Standard Formula SCR and associated onshored Solvency II Own Funds are recalculated at least quarterly and at other times in response to an actual or projected material change in the risk profile and the results reported in full to the Audit, Risk and Compliance Committee of the UK Board in addition to being communicated to the IGI Bermuda and IGI Holdings Boards.

The adequacy of the IGI UK’s Own Funds to meet the SCR is monitored on an ongoing basis and particularly in the event of an anticipated or actual material impairment in the level of Own Funds.

IGI UK’s audited statutory financial statements submitted to the PRA reflect the foregoing capital adequacy and solvency margin requirements, as well as IGI UK’s actual statutory capital surplus, which exceeded the PRA’s requirements by 64% and 51% in 2019 and 2020, respectively. IGI UK’s financial statements for the year ended December 31, 2021 also reflect the foregoing capital adequacy and solvency margin requirements, as well as IGI UK’s actual statutory capital surplus, which exceeded the PRA’s requirements by 57.5%.

Dubai International Financial Center (“DIFC”)

IGI, our wholly owned subsidiary, is currently organized under the laws of the DIFC. The DIFC is a financial free zone with its own civil and commercial laws established in the Emirate of Dubai pursuant to Law No. (9) of 2004 issued by the Ruler of Dubai. The DIFC operates within a unique legal and regulatory framework that is distinct from those applicable in the rest of the United Arab Emirates (the “UAE”). Such framework was achieved through a synthesis of UAE federal law and Dubai law, pursuant to: (i) an amendment to Article (121) of the UAE Constitution which deals with the division of powers between Federal and Emirati authorities and allows enacting a financial free zone law, which in turn allows an Emirati Government to create a financial free zone within a particular Emirate; (ii) the enactment of the Federal Law No. (8) of 2004 which exempts financial free zones from all UAE federal civil and commercial laws, thereby permitting the DIFC to have its own civil and commercial laws modelled closely on international standards and principles of common law (although UAE criminal law still applies); and (iii) the Cabinet Resolution No. (28) of 2007 on the Executive Regulations of the Federal Law No. (8) of 2004.

Companies operating in the DIFC are subject to the DIFC Companies Law No. (5) of 2018, the DIFC Operating Law No. (7) of 2018, the DIFC Companies and Operating Regulations as well as other DIFC commercial legislation.

The DFSA administers the DIFC Regulatory Law, DIFC Law No. (1) of 2004. The DIFC Regulatory Law establishes the constitution of the DFSA and enables the creation of the regulatory framework within which entities may be licensed, authorized, registered and supervised by the DFSA.

Dubai Financial Services Authority (“DFSA”)

The DFSA is a financially and administratively independent body that was established on September 13, 2004 by Law No. (9) of 2004 issued by the Ruler of Dubai. The DFSA acts as the independent financial regulator in the DIFC, supervising regulated companies and monitoring their compliance with applicable laws and regulations. The DFSA’s powers as a regulator are granted to it under the provisions of DIFC Regulatory Law. As a result of such provisions, the DFSA is authorized to establish rules that enable it to respond swiftly to market developments and business needs. The DFSA has authority and responsibility for implementing the core financial services related laws that are applicable in the DIFC, including the DIFC Regulatory Law No. (1) of 2004, the DIFC Collective Investment Law No. (2) of 2010, the DIFC Markets Law No. (1) of 2012, the DIFC Law Regulating Islamic Financial Business No. (13) of 2004 and the Investment Trust Law No. (5) of 2006. Furthermore, subsidiary legislation is provided by “Rules” set out in the “DFSA Rulebook,” which is issued under the DIFC Regulatory Law. The DFSA Rulebook is made up of topic-area modules which specify their scope and the audience to whom they apply. The DFSA Rulebook contains additional commentary as guidance which is designed to assist DIFC participants in complying with their legal and related obligations. Certain other matters that are not Rules, such as application forms and returns, are contained in the DFSA Sourcebook modules, which also comprise topic-area modules.

Legislation, rules and regulations governing companies incorporated in the DIFC and financial activities in the DIFC are available on the websites of the DIFC and the DFSA at www.difc.ae and www.dfsa.ae, respectively. We have not independently verified the information contained on these websites and cannot provide any assurance as to the accuracy or completeness of such information. The information contained on these websites does not form a part of, and is not incorporated by reference into, this annual report.

Money Laundering and Financial Crime Regime in the UAE

IGI is registered in the DIFC and is subject to DFSA supervision for the purpose of anti-money laundering compliance in the DIFC. Under Article 70(3) of the DIFC Regulatory Law, the DFSA has jurisdiction for the regulation of anti-money laundering in the DIFC and is the relevant authority that licenses and supervises Relevant Persons in the DIFC for the purposes of the UAE Federal legislation relating to money laundering, terrorist financing, the financing of unlawful organizations or sanctions non-compliance. Further, the UAE criminal law applies in the DIFC and, therefore, companies registered in the DIFC must be aware of their obligations in respect of UAE criminal law as well as the DIFC Regulatory Law. Relevant UAE criminal laws include, but are not limited to, Federal Law No. 20 of 2018 regarding combating money laundering and terrorist financing, Federal Law No. 7 of 2014 regarding combating terrorism offenses, the implementing regulations under those laws and the UAE Penal Code.

Labuan, Malaysia

International General Insurance Co. Ltd. — Labuan Branch (the “Labuan Branch”), a branch of IGI for purposes of engaging in business in Malaysia, is licensed by the Labuan Financial Services Authority as a “second-tier offshore reinsurer,” which means that local brokers may only offer reinsurance business to IGI after first offering it to first-tier reinsurers.

The Labuan Branch is licensed to issue Labuan law-governed policies, including Islamic law-compliant re-takaful policies. The Labuan Branch obtained the approval of the Labuan Financial Services Authority to engage the Labuan Financial Services Authority’s Shariah Supervisory Council as its internal Shariah advisory board, which is permitted under the Directive on Islamic Financial Business in Labuan International Offshore Financial Center.

MFSA requirements

Following its acquisition in June 2021, IGI Europe is subject to regulation by the Malta Financial Services Authority (the “MFSA”). The Solvency Capital Requirement (SCR) for IGI Europe is governed by the Solvency II regime which sets rules governing the level and quality of capital held by an insurer and the capital requirements applicable to that firm.

The Solvency II measure of required capital, the SCR, is calibrated using the Value at Risk (VaR) of the basic own funds of an insurance or reinsurance undertaking subject to a confidence level of 99.5% over a one-year period, with a minimum of €3.7 million. IGI Europe has chosen the Solvency II Standard Formula (the “Standard Formula”) method to calculate its SCR.

IGI has assessed the appropriateness of the Standard Formula on both a qualitative and quantitative basis and considers it to provide an appropriate fit to the Company’s business and risk profile.

Specifically, the assessment confirms that the Standard Formula:

- captures the full scope of risks to which the Company is exposed and for which the holding of capital is an appropriate response;
- is sufficiently sensitive to future changes in the Company’s risk profile on both the asset and liabilities side of the balance sheet including the influence of outward reinsurance arrangements;
- has been applied in full with no application of undertaking specific parameters, simplifications or transitional measures; and
- is applied with adjustment for the risk absorbing effect of technical provisions and deferred taxes.

The Standard Formula SCR and associated Solvency II Own Funds are recalculated at least quarterly and at other times in response to an actual or projected material change in the risk profile and the results reported in full to the board of directors of IGI Europe in addition to being communicated to the boards of directors of IGI and IGI Bermuda.

The adequacy of the Company’s Own Funds to meet the SCR is monitored on an ongoing basis and particularly in the event of an anticipated or actual material impairment in the level of Own Funds.

IGI Europe’s audited statutory financial statements submitted to the MFSA reflect the foregoing capital adequacy and solvency margin requirements, as well as IGI Europe’s actual statutory capital surplus. IGI Europe’s financial statements for the year ended December 31, 2021 also reflect the foregoing capital adequacy and solvency margin requirements, as well as IGI Europe’s actual statutory capital surplus, which exceeded the MFSA’s requirements by 183%.

Jordan

Our subsidiary, IGI Underwriting Co. Ltd (“IGI Underwriting”), which is based in Amman, Jordan, is subject to regulation of the Jordan Insurance Directorate. The Jordan Insurance Directorate was established in 2014 under the Ministry of Industry, Trade and Supply. The Jordan Insurance Directorate replaced the Insurance Commission of Jordan pursuant to the restructuring of Institutions and Government Departments Law No 17 of 2014, Article D. The Jordan Insurance Directorate is now responsible for supervising and controlling the industrial sector. IGI Underwriting is licensed in Jordan under Instruction No. (4) of 2010 “Instructions of Licensing and Regulating the Business & Responsibilities of the Coverholder.” As a licensed offshore entity, IGI Underwriting is required to update certain information with the Jordan Insurance Directorate annually, including information regarding the following:

- the business conducted by IGI Underwriting during the year;
- the names of insurance and reinsurance companies with which IGI Underwriting has concluded binding authorities and the date of termination of each authority;
- a valid insurance policy possessed by IGI Underwriting; and
- any other data, documents or information required by the Director General of the Jordan Insurance Directorate.

Morocco

A representative office of International General Insurance Co. Ltd., which is based in Morocco and serves as our Africa hub, is regulated by the Casablanca Finance City.

Competition

The insurance and reinsurance industries are mature and highly competitive. Competition varies significantly on the basis of product and geography. Insurance and reinsurance companies compete on the basis of many factors, including premium charges, general reputation and perceived financial strength, the terms and conditions of the products offered, ratings assigned by independent rating agencies, speed of claims payments, reputation and experience in the particular risk to be underwritten, quality of service, the jurisdiction where the reinsurer or insurer is licensed or otherwise authorized, capacity and coverages offered and various other factors. Increased competition could result in fewer submissions for our products and services, lower rates charged, slower premium growth and less favorable policy terms and conditions, any of which could adversely impact our growth and profitability.

We compete with major U.S., UK, Bermudian, European and other domestic and international insurers and reinsurers and underwriting syndicates from Lloyd's, some of which have longer operating histories, more capital and/or more favorable ratings than we do, as well as greater marketing, management and business resources. We also compete with capital market participants that create alternative products, such as catastrophe bonds, that are intended to compete with traditional reinsurance products. In addition to asset managers and reinsurers who provide collateralized reinsurance and retrocessional coverage, the availability of these non-traditional products could reduce the demand for both traditional insurance and reinsurance products.

In recent years, various institutional investors have increasingly sought to participate in the property and casualty insurance and reinsurance industries. Well-capitalized new entrants to the property and casualty insurance and reinsurance industries, or existing competitors that receive substantial infusions of capital, provide increasing competition, which may adversely impact our business and profitability. Further, an expanded supply of reinsurance capital may lower costs for insurers that rely on reinsurance and, as a consequence, those insurers may be able to price their products more competitively.

Litigation

There are no governmental, legal or arbitration proceedings to which we are a party which are expected to have a material effect on our financial position or profitability (including any such proceedings which are pending or threatened or which we are aware of), except as stated below. However, in any given quarter, litigation could arise which might have an adverse effect on our results for such quarter. See *“Risk Factors — Risks Relating to Our Business and Operations — We are involved in legal and other proceedings from time to time, and we may face damage to our reputation or legal liability as a result.”*

In addition, it is not unusual for commercial insurers to engage in disputes with reinsurers regarding the contractual obligations of such reinsurers. Reinsurance is an important risk mitigation measure because it enables us to cede portions of our underwriting risk to others. Although reinsurance does not discharge our subsidiaries from their primary obligation to pay for losses insured under the policies they issue, reinsurance does make the assuming reinsurer liable to the insurance subsidiaries for the reinsured portion of the risk. As of December 31, 2021, the amount owed to us from our reinsurers for paid claims was approximately \$16.6 million and the portion of our case reserves due from reinsurers was approximately \$120.3 million. In some cases there can be disputes with reinsurers over their contractual obligations and their understanding of our maximum liability for the underlying insurance policy which is being reinsured. Insurers can seek to avoid reinsurance policies for a variety of reasons, including allegations that they did not appreciate our maximum liability. In some cases these disputes and disagreements can result in arbitration or even litigation, initiated in some cases by us and in some cases by our reinsurers.

Disclosure of Certain Activities Under Section 13(r) of the Exchange Act

Under Section 219 of the Iran Threat Reduction and Syria Human Rights Act of 2012, which added Section 13(r) of the Exchange Act, the Company is required to disclose certain activities and those of its affiliates related to Iran and to persons sanctioned by the U.S. under programs relating to terrorism, proliferation of weapons of mass destruction and trading with North Korea that occurred in the period covered by this annual report.

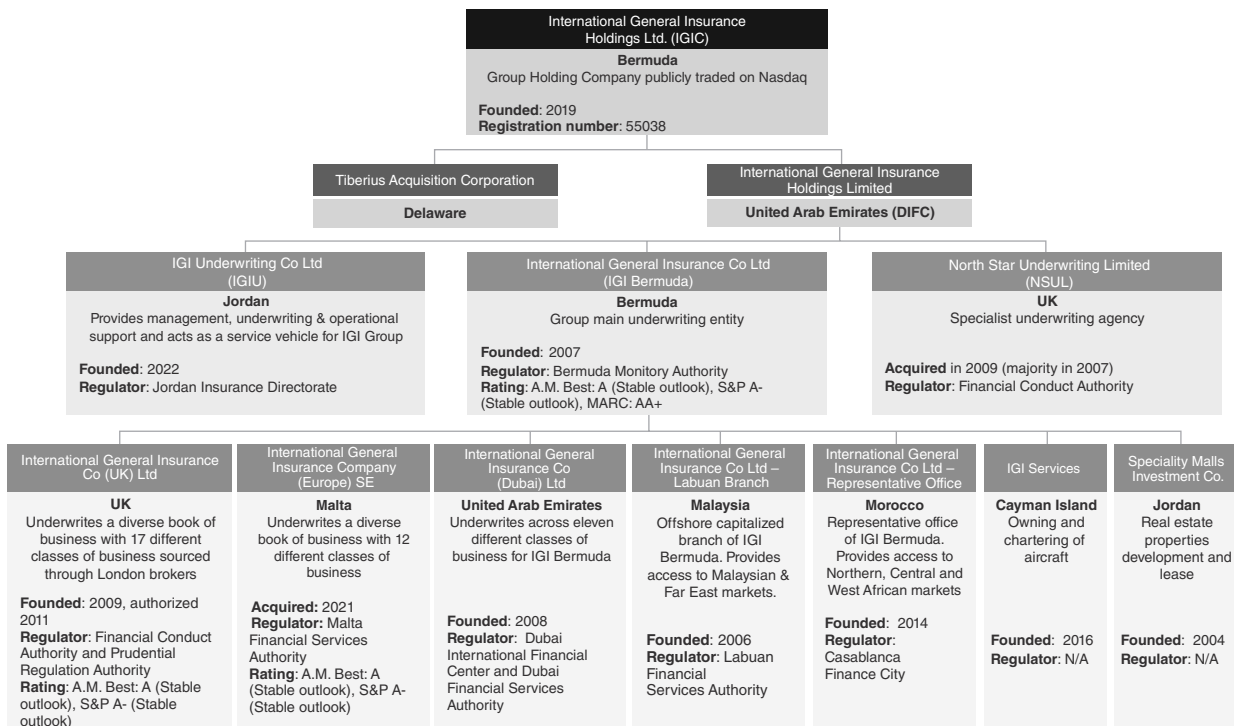
The non-U.S. based subsidiaries of the Company operate in compliance with applicable laws and regulations of the various jurisdictions in which they operate, including applicable international (United Nations and EU) laws and regulations. While our companies based and operating outside the United States generally are not subject to U.S. law, as an international group, we have in place policies and procedures that apply to all our affiliates worldwide and often impose requirements that go beyond local law.

International General Insurance Company (UK) Limited (“IGI UK”), a subsidiary of IGI Bermuda organized under the laws of the United Kingdom, has in place a GBP-denominated insurance policy for the UK and Hong Kong branches of Melli Bank PLC, which is designated on the Specially Designated Nationals List (“SDN list”) of the OFAC of the U.S. Department of Treasury. The policy was entered into in compliance with all applicable laws and regulations. The parent company Melli Bank and the Tehran branch of Melli Bank PLC are excluded from the policy. The total gross premium and net premium arising from the policy is in each case less than \$100,000. The policy expired on September 30, 2020 and we did not renew the policy with Melli Bank PLC.

In addition, IGI Bermuda, our subsidiary organized under the laws of Bermuda, is in the maintenance phase for three EUR-denominated policies providing construction insurance for UnipolSai Assicurazioni S.p.A. UnipolSai Assicurazioni S.p.A is not designated on any US sanctions lists. These policies were entered into and active during the time sanctions were eased pursuant to the Joint Comprehensive Plan of Action (“JCPOA”). Since the United States’ withdrawal from the JCPOA, the policies have been in a maintenance phase. The policies reinsured the construction of the final part of an offshore platform installation on behalf of Petro Paydar Iranian Company, an entity that is not on the SDN list. The relevant field operator for the location of the offshore platform was Pars Oil & Gas Company, an entity that was not, at the time the policies were active, on the SDN list. The maintenance phase expired on May 16, 2020 and we did not renew these policies upon their expiration. The total gross premium of these policies for the entire period of cover was approximately \$513,901 and the total net premium arising from these policies, which is difficult to calculate with precision, was estimated to be \$398,274.

C. Organizational Structure

The following diagram depicts the organizational structure of the Company and its subsidiaries as of the date of this annual report.



D. Property, Plants and Equipment

IGI leases properties in each of the jurisdictions where it operates pursuant to long-term leases. IGI does not consider any of these leases to be material to its business.

ITEM 4A. UNRESOLVED STAFF COMMENTS

Not applicable.

ITEM 5. OPERATING AND FINANCIAL REVIEW AND PROSPECTS

This section should be read in conjunction with the “Business” section and the consolidated financial statements of IGI which are included elsewhere in this annual report. The financial information contained herein is taken or derived from such consolidated financial statements, unless otherwise indicated. The following discussion contains forward-looking statements. Our actual results could differ materially from those that are discussed in these forward-looking statements. Factors that could cause or contribute to such differences include those discussed below and elsewhere in this annual report, particularly under “Risk Factors.”

Introduction

We are a highly-rated global provider of specialty insurance and reinsurance solutions in over 200 countries and territories. We underwrite a diversified portfolio of specialty risks including energy, property, construction and engineering, ports and terminals, general aviation, political violence, casualty (non-U.S.), financial institutions, marine and treaty reinsurance. Our size affords us the ability to be nimble and seek out profitable niches that can generate attractive underwriting results. Our underwriting focus is supported by exceptional service to our clients and brokers. Founded in 2001, we and our predecessors have prudently grown our business with a focus on underwriting profitability and risk-adjusted shareholder returns.

Our primary objective is to underwrite specialty products that maximize return on equity subject to prudent risk constraints on the amount of capital we expose to any single event. We follow a careful and disciplined underwriting strategy with a focus on individually underwritten specialty risks through in-depth assessment of the underlying exposure. We use data analytics and modern technology to offer our clients flexible products and customized and granular pricing. We manage our risks through a variety of means, including contract terms, portfolio selection and underwriting and geographic diversification. Our underwriting strategy is supplemented by a comprehensive risk transfer program with reinsurance coverage from highly-rated reinsurers that we believe lowers our volatility of earnings and provides appropriate levels of protection in the event of a major loss event.

We conduct our worldwide operations through three reportable segments under IFRS segment reporting: specialty long-tail, specialty short-tail and reinsurance. Our specialty long-tail segment includes (1) our casualty business, which includes our professional indemnity, directors and officers, legal expenses, intellectual property and other casualty lines of business, (2) our financial institutions line of business, (3) our marine liability line of business and (4) our inherent defects insurance line of business. Our specialty short-tail segment includes our energy (upstream, downstream and renewable), property, construction and engineering, political violence, ports and terminals, general aviation, contingency and marine cargo lines of business. Our reinsurance segment includes our inward reinsurance treaty business.

In addition, we have a corporate function (“Corporate”) which includes the activities of our holding company and certain functions, including investment management. Corporate includes investment income on a managed basis and other non-segment expenses, predominantly general and administrative, stock compensation, finance and transaction expenses. Corporate also includes the activities of certain key executives such as the Chief Executive Officer and Chief Financial Officer. Our corporate expenses and investment results are presented separately within the corporate segment section.

The following table sets out IGI's gross written premiums by segment and lines of business during the years indicated:

	Year Ended December 31		
	2021	2020	2019
	<i>(\$ in millions)</i>		
Specialty Long-tail			
Casualty	190.0	157.5	110.1
Financial Institutions	36.2	39.4	29.0
Marine Liability	3.4	4.6	2.7
Inherent Defects Insurance	10.0	9.0	9.1
Specialty Short-tail			
Energy	104.0	91.7	72.1
Property	79.1	69.9	46.2
Construction & Engineering	31.1	17.9	11.5
Political Violence	9.3	8.3	8.3
Ports & Terminals	29.6	25.9	22.3
General Aviation	20.3	23.0	19.2
Marine Cargo	5.1	0.8	0.7
Contingency	3.5	—	—
Reinsurance			
Treaty Reinsurance	24.0	19.3	18.0
Total Gross Written Premiums	545.6	467.3	349.2

For the year ended December 31, 2021, the 'inherent defects insurance' and 'marine trades' lines of business have been presented under the Long-tail and Short-tail segments, respectively, for the purpose of segment reporting. Accordingly, the comparative data for the years ended December 31, 2020 and 2019 have been reclassified to conform to the current presentation.

The following table sets out IGI's gross written premiums based on geographical concentration for the years indicated:

	Year Ended December 31		
	2021	2020	2019
	<i>(\$ in millions)</i>		
UK	197.1	158.3	115.8
Europe	48.8	60.0	37.3
Worldwide	27.2	26.6	33.3
Middle East	53.6	48.4	36.9
Africa	27.7	20.9	16.5
Asia	55.8	37.4	32.8
Central America	28.2	37.5	37.7
South America	20.7	20.5	11.1
North America	32.8	22.6	4.3
Caribbean Islands	30.2	16.0	8.3
Australasia	23.5	19.1	15.2
Total	545.6	467.3	349.2

Coronavirus Pandemic: COVID-19

On 30 January 2020, the World Health Organization declared the outbreak of coronavirus ("COVID-19") to be a public health emergency of international concern. This coronavirus outbreak has severely restricted the level of economic activity around the world. In response to this coronavirus outbreak, the governments of many countries, states, cities and other geographic regions have taken preventative or protective actions, such as imposing restrictions on travel and business operations and advising or requiring individuals to limit or forego their time outside of their homes.

Following measures announced by local governments in March 2020, the directors implemented aspects of the Group's business continuity plan (BCP), specifically requiring staff at all levels and in all functions to work remotely wherever practicable, and to limit the need for gatherings of staff so far as possible. The Group's IT facilities have ensured that all of the Group's operations have been maintained allowing the Group to function as normal. The directors expect that these operational changes will continue to be required, even as employees have been allowed to return to their offices following Government advice.

The full extent to which the COVID-19 pandemic may impact Group's results, operations or liquidity is uncertain. Management continues to monitor the impact that the COVID-19 pandemic has on the Group, the insurance industry and the economies in which the Group operates.

Management has performed a COVID-19 impact analysis as part of its going concern assessment using information available as of the date of release of the Group's audited consolidated financial statements as of and for year ended December 31, 2021. The analysis has modelled a number of adverse scenarios to assess the potential impact that COVID-19 may have on the Group's operations, liquidity, solvency and capital position. These stresses include increased counterparty defaults, falls in property and equity values, credit spread widening, currency movements and increases in the value of claims.

This analysis indicates that the Group's solvency position is and will likely remain within the Group's "Capital Management Framework" targets, allowing the Group to exceed its regulatory capital requirements without the need for mitigating management actions. Management believes that the preparation of the Group's financial statements on a going concern basis remains appropriate and that the Group will continue to meet its regulatory solvency requirements and liabilities with sufficient liquidity.

Based on the current analyses, the Group is well positioned to experience a manageable impact from COVID-19 particularly in respect of its underwriting portfolio which is not materially exposed to the classes of business which are largely impacted by COVID-19. To date, this assessment is supported by the fact that as of December 31, 2021, management's best estimates of the specific reserves in respect of COVID-19 related claims are not considered to be significant.

With respect to claims administration, the Group has not evidenced a discernible impact on the reporting and settlement of claims, as the third-party loss adjusters and other appointed experts, in conjunction with the Group's inhouse claims function, have demonstrated an ability to adapt effectively to the virtual world in servicing claims. See "*Risk Factors — Risks Relating to the Insurance and Reinsurance Industry — Public health crises, illness, epidemics or pandemics could adversely impact our business, operating results and financial condition.*"

Description of Certain Income Statement Line Items

The definition and method of calculation of certain line items from IGI's consolidated income statement are provided below:

Gross written premiums

Gross written premiums comprise the total premiums receivable for the whole period of cover provided by contracts entered into during the accounting period. They are recognized on the date on which the policy commences. Premiums include any adjustments arising in the accounting period for premiums receivable in respect of business written in prior accounting periods. Rebates that form part of the premium rate, such as no-claim rebates, are deducted from the gross premium; others are recognized as an expense. Premiums also include estimates for pipeline premiums, representing amounts due on business written but not yet notified. We generally estimate the pipeline premium based on management's judgment and prior experience.

Reinsurers' share of insurance premiums

Reinsurers' share of insurance premiums comprise the total premiums payable for the reinsurance cover provided by retrocession contracts entered into during the year and are recognized on the date on which the policy incepts. Premiums include any adjustments arising in the accounting period in respect of reinsurance contracts incepting in prior accounting periods.

Net change in unearned premiums

Unearned premiums related to gross written premiums constitutes the proportion of premiums written in a year that relate to periods of risk after the reporting date. Unearned premiums are calculated on a pro rata basis. The proportion attributable to subsequent periods is deferred as a provision for unearned premiums.

Unearned reinsurance premiums related to reinsurers' share of insurance premiums constitutes the proportion of premiums written in a year that relate to periods of risk after the reporting date. Unearned reinsurance premiums are deferred over the term of the underlying direct insurance policies for risk-attaching contracts and over the term of the reinsurance contract for losses-occurring contracts.

Net claims and claim adjustment expenses

Claims, comprising amounts payable to contract holders and third parties and related loss adjustment expenses, net of salvage and other recoveries, are charged to income as incurred. Claims comprise the estimated amounts payable, in respect of claims reported to us and those not reported at the consolidated statement of financial position date.

We generally estimate our claims based on appointed loss adjusters or leading underwriters' recommendations. In addition, a provision based on management's judgment and our prior experience is maintained for the cost of settling claims incurred but not reported at the consolidated statement of financial position date.

Net claims and claim adjustment expenses constitutes claims and claim adjustments expenses net of reinsurers' share of claims.

Net policy acquisition expenses

Policy acquisition costs and commissions earned represent commissions paid and received in relation to the acquisition and renewal of insurance and retrocession contracts which are deferred and expensed over the same period over which the corresponding premiums are recognized in accordance with the earning pattern of the underlying contract.

Total investment income, net

Net investment income is principally comprised of income from interest, dividends, gains and losses from investments in properties, expected credit losses on investments and investment custodian fees and other investment expenses. For purposes of this discussion, "total investment income, net" reflects the sum of net investment income and share of profit or loss from associates, calculated net of (1) net realized gains (losses) on investments, (2) realized gains (losses) on investment properties, (3) unrealized gains (losses) on investments, (4) fair value gains (losses) on investment properties, (5) expected credit losses on investments, and (6) share of profit (loss) from associates.

Realized gains (losses) on investments

Realized gains and losses on investments is comprised of realized gains and losses on the sale of bonds at fair value through other comprehensive income and realized gains and losses on the sale of equities at fair value through profit and loss account.

Realized gains (losses) on investment properties

Net realized gains and losses on investments is comprised of realized gains and losses on the sale of investment properties.

Unrealized gains (losses) on investments

Unrealized gains (losses) on investments includes unrealized losses on the revaluation of financial assets at fair value through profit and loss account.

Fair value gains (losses) on investment properties

Fair value gains (losses) on investment properties includes the revaluation gains and losses of investment properties.

Expected credit losses on investments

Expected credit losses on investments include an allowance for expected credit losses (ECLs) for debt instruments not held at fair value through profit or loss.

General and administrative expenses

General and administrative expenses is comprised of human resources expenses, business promotion, travel and entertainment expenses, statutory, advisory and rating expenses, information technology and software expenses, office operation expenses, depreciation and amortization, bank charges and board of directors' expenses.

Other income (expenses)

Other income (expenses) includes the sum of (1) other revenues, (2) other expenses and (3) impairment loss on insurance receivables.

Listing related expenses

Listing related expenses are expenses incurred in connection with our initial listing on Nasdaq that are not capitalizable and instead are charged to the consolidated statement of income as incurred. Transaction expenses incurred mainly consist of professional fees (such as legal and accounting fees) and other miscellaneous costs that are directly related to the listing on Nasdaq.

Change in fair value of derivative financial liability

The Group's Warrants constitute derivative liabilities under IFRS which must be recorded at fair value with subsequent changes in fair value recorded in the consolidated statement of income at the end of each reporting period.

Gain (loss) on foreign exchange

Gain (loss) on foreign exchange represents gains and/or losses incurred as a result of foreign currency transactions.

Income tax

Income tax reflects (1) income tax payable by IGI Labuan in accordance with the Labuan Business Activities Tax Act 1990, (2) tax payable by IGI Casablanca pursuant to the Casablanca Finance City Tax Code, (3) corporate tax payable by IGI UK and North Star Underwriting Limited in accordance with UK tax law and (4) corporate tax payable by IGI Europe in accordance with Malta income tax law. International General Insurance Co. Ltd. (IGI Bermuda) is a tax-exempt company. IGI Holdings (a DIFC-registered company) and IGI Dubai are not subject to income tax according to the UAE tax law, and IGI Underwriting is a tax-exempt company in Jordan.

Non-IFRS Financial Measures

In presenting our results, management has included and discussed certain non-IFRS financial measures. We believe that these non-IFRS measures, which may be defined and calculated differently by other companies, explain and enhance investor understanding of our results of operations. However, these measures should not be viewed as a substitute for those determined in accordance with IFRS.

Tangible book value per diluted common share plus accumulated dividends

In addition to presenting book value per common share determined in accordance with IFRS, we believe that the key financial indicator for evaluating our performance and measuring the overall growth in value generated for shareholders is "book value per diluted common share plus accumulated dividends," a non-IFRS financial measure.

The following table presents reconciliations of “book value per common share” to “book value per diluted common share plus accumulated dividends.”

	December 31, 2021		
	Equity Amount	Common Shares Issued and Outstanding	Per Share Amount
	<i>(\$ in millions, except per share data)</i>		
Book value per share	401.9	45.5	\$ 8.83
Non-IFRS adjustments:			
Intangible assets	(4.3)		(0.09)
Tangible book value per share	397.6		8.74
Accumulated dividends	126.0		<u>2.77</u>
Tangible book value per share plus accumulated dividends			<u>\$ 11.51</u>
	December 31, 2020		
	Equity Amount	Common Shares Outstanding	Per Share Amount
	<i>(\$ in millions, except per share data)</i>		
Book value per share	381.0	45.4	8.39
Non-IFRS adjustments:			
Intangible assets	(4.7)		(0.10)
Tangible book value per share	376.3		8.29
Accumulated dividends	109.9		<u>2.42</u>
Tangible book value per share plus accumulated dividends			<u>10.71</u>

Core operating income

“Core operating income” measures the performance of our operations without the influence of after-tax gains or losses on investments and foreign currencies and other items as noted in the table below. We exclude these items from our calculation of core operating income because the amount of these gains and losses is heavily influenced by, and fluctuates in part according to, economic and other factors external to the Company and/or transactions or events that are typically not a recurring part of, and are largely independent of, our core underwriting activities and including them distorts the analysis of trends in our operations. We believe the reporting of core operating income enhances an understanding of our results by highlighting the underlying profitability of our core insurance operations. Our underwriting profitability is impacted by earned premium growth, the adequacy of pricing, and the frequency and severity of losses. Over time, such profitability is also influenced by underwriting discipline, which seeks to manage the Company’s exposure to loss through favorable risk selection and diversification, IGI’s management of claims, the use of reinsurance and the ability to manage the expense ratio, which the Company accomplishes through the management of acquisition costs and other underwriting expenses.

In addition to presenting profit for the period determined in accordance with IFRS, we believe that showing “core operating income” provides investors with a valuable measure of profitability and enables investors, rating agencies and other users of our financial information to more easily analyze the Company’s results in a manner similar to how management analyzes the Company’s underlying business performance. Core operating income is calculated by the addition or subtraction of certain income statement line items from profit for the year, the most directly comparable IFRS financial measure, as illustrated in the table below:

Return on average equity and core operating return on average equity, which are both non-IFRS financial measures, represent the returns generated on common shareholders’ equity during the year. Our objective is to generate superior returns on capital that appropriately reward shareholders for the risks assumed.

	Year Ended December 31		
	2021	2020	2019
	<i>(\$ in millions)</i>		
Profit for the year	43.7	27.2	23.6
Non-IFRS adjustments:			
Realized gains on investments (tax adjusted) ⁽¹⁾	(0.3)	(1.1)	(0.3)
Expected credit losses on investments (tax adjusted) ⁽¹⁾	0.2	0.3	—
Unrealized gains on investments (tax adjusted) ⁽¹⁾	(3.0)	—	(1.6)
Realized losses (gains) on investment properties	—	0.2	(0.7)
Fair value losses on investment properties	1.3	2.0	0.3
Fair value losses on investment properties held through associates ⁽²⁾	7.3	1.5	0.4
Change in fair value of derivative financial liability	(0.7)	4.4	—
Listing related expenses	—	3.4	4.8
Loss (gain) on foreign exchange (tax adjusted) ⁽¹⁾	4.7	(2.3)	(4.9)
Core operating income	53.2	35.6	21.6
Average shareholders' equity ⁽³⁾	391.4	346.6	306.7
Return on average equity ⁽⁴⁾	11.2%	7.9%	7.7%
Core operating return on average equity ⁽⁵⁾	13.6%	10.3%	7.0%
Basic and diluted core operating earnings per share ⁽⁶⁾	\$ 1.09	\$ 0.77	\$ 0.63
Basic and diluted earnings per share attributable to equity holders ⁽⁷⁾	\$ 0.89	\$ 0.59	\$ 0.69

- (1) Have been adjusted for the related tax impact.
- (2) Fair value loss on investment properties held through associates has been excluded from core operating income for the year ended December 31, 2021. Accordingly, the presentation of core operating income for the years ended December 31, 2020 and 2019 also excludes fair value loss on investment properties held through associates in order to conform to the current presentation.
- (3) Average shareholders' equity as of any date equals the shareholders' equity at such date, plus the shareholders' equity as of the same date of the prior year, divided by 2.
- (4) Represents profit for the year divided by average shareholders' equity.
- (5) Represents core operating income for the year divided by average shareholders' equity.
- (6) Represents core operating income attributable to vested common shares divided by weighted average number of shares — basic and diluted as follows:

	Year Ended December 31		
	2021	2020	2019
	<i>(in millions of U.S. Dollars, except per share information)</i>		
Core operating income for the period attributable to equity holders	53.2	35.6	21.6
Minus: core operating income attributable to the earn out shares	3.3	2.2	—
Minus: core operating income attributable to the restricted shares awards subject to vesting	0.4	0.1	—
Core operating income for the period attributable to vested equity holders (a)	49.5	33.3	21.6
Weighted average number of shares – basic and diluted (in millions of shares) (b)	45.5	43.0	34.3
Basic and diluted core operating earnings per share (a/b)	1.09	0.77	0.63

- (7) Represents profit for the period attributable to vested common shares divided by the weighted average number of shares — basic and diluted calculated as follows:

	Year Ended December 31		
	2021	2020	2019
	<i>(in millions of U.S. Dollars, except per share information)</i>		
profit for the period attributable to equity holders	43.7	27.2	23.6
<i>Minus:</i> earnings attributable to the earn out shares subject to vesting.	2.7	1.7	—
<i>Minus:</i> earnings attributable to the restricted shares awards subject to vesting.	0.3	0.1	—
Profit for the period attributable to common shareholders (a)	40.7	25.4	23.6
Weighted average number of shares – basic and diluted (in millions of shares) (b)	45.5	43.0	34.3
Basic and diluted earnings per share (a/b)	\$ 0.89	\$ 0.59	\$ 0.69

To facilitate a comparison of earnings per share for the period ended December 31, 2019 with the periods ended December 31, 2021 and 2020, the weighted average number of basic and diluted shares of 135.2 million for the period ended December 31, 2019 was adjusted at a share exchange ratio of 0.254 that was used in the March 2020 Business Combination with Tiberius. As a result, the basic and diluted earnings per share previously reported of \$0.17 for the year ended December 31, 2019 was recalculated to an adjusted basic and diluted earnings per share of \$0.69.

A. Operating Results

The following section reviews IGI's results of operations during the years ended December 31, 2019, 2020 and 2021. The discussion includes presentations of IGI's results on a consolidated basis and on a segment-by-segment basis.

Results of Operations — Consolidated

The following table summarizes IGI's consolidated income statement for the years indicated:

	Year Ended December 31		
	2021	2020	2019
	<i>(\$ in millions)</i>		
Gross written premiums	545.6	467.3	349.2
Reinsurers' share of insurance premiums	(163.0)	(128.9)	(97.1)
Net written premiums	382.6	338.4	252.1
Net change in unearned premiums	(37.4)	(54.9)	(36.6)
Net premiums earned	345.2	283.5	215.5
Net claims and claim adjustment expenses ⁽¹⁾	(176.2)	(151.7)	(118.1)
Net policy acquisitions expenses	(63.2)	(54.4)	(45.4)
Net underwriting results	105.8	77.4	52.0
Total investment income, net ⁽²⁾	14.1	11.5	11.1
Realized gains on investments	0.3	1.2	0.3
Realized (losses) gains on investment properties	—	(0.2)	0.7
Unrealized gains (losses) on investments	3.1	(0.2)	1.6
Fair value losses on investment properties	(1.3)	(2.0)	(0.3)
Expected credit losses on investments	(0.2)	(0.3)	—
Share of loss from associates	(7.3)	(1.5)	(0.4)
General and administrative expenses	(58.9)	(46.9)	(39.3)
Other income (expenses) ⁽³⁾	(6.0)	(4.4)	(1.3)
Change in fair value of derivative financial liability	0.7	(4.4)	—

	Year Ended December 31		
	2021	2020	2019
	(\$) in millions		
Listing related expenses	—	(3.4)	(4.8)
(Loss) gain on foreign exchange	(4.9)	2.5	5.7
Profit before tax	45.4	29.3	25.3
Income tax	(1.7)	(2.1)	(1.7)
Profit for the year	43.7	27.2	23.6
Basis and diluted earnings per share	\$ 0.89	\$ 0.59	\$ 0.69

(1) Net claims and claim adjustment expenses represents claims occurring during the year, adjusted either upward or downward based on the prior year's unfavorable (or favorable) development in claims, as follows:

	Year Ended December 31		
	2021	2020	2019
	(\$) in millions		
Claims occurring during the current year	192.3	157.8	124.4
Prior year's favorable development	(16.1)	(6.1)	(6.3)
Net claims and claim adjustment expenses for current year	176.2	151.7	118.1

See "Operating and Financial Review and Prospects — Reserves — Reserving Results & Development" for a discussion of the claims development in each of these years.

(2) The breakdown of total investment income, net is as follows:

	Year Ended December 31		
	2021	2020	2019
	(\$) in millions		
Net investment income	16.0	10.0	13.4
Plus Share of loss from associates	(7.3)	(1.5)	(0.4)
Total investment income	8.7	8.5	13.0
Minus Realized gains on investments	0.3	1.2	0.3
Minus Realized (losses) gains on investment properties	—	(0.2)	0.7
Minus Unrealized gains (losses) on investments	3.1	(0.2)	1.6
Minus Fair value losses on investment properties	(1.3)	(2.0)	(0.3)
Minus Expected credit losses on investments	(0.2)	(0.3)	—
Minus Share of loss from associates	(7.3)	(1.5)	(0.4)
Total investment income, net	14.1	11.5	11.1

(3) The breakdown of other expenses, net is as follows:

	Year Ended December 31		
	2021	2020	2019
	(in millions of U.S. Dollars)		
Other revenues	1.9	0.4	1.4
Other expenses	(2.7)	(1.9)	(2.1)
Impairments loss on insurance receivables	(5.2)	(2.9)	(0.6)
Other expenses, net	(6.0)	(4.4)	(1.3)

Year ended December 31, 2021 compared to year ended December 31, 2020 (Consolidated)

	Year Ended December 31	
	2021	2020
	<i>(\$) in millions</i>	
Gross written premiums	545.6	467.3
Reinsurers' share of insurance premiums	(163.0)	(128.9)
Net written premiums	382.6	338.4
Net change in unearned premiums	(37.4)	(54.9)
Net premiums earned	345.2	283.5
Net claims and claim adjustment expenses	(176.2)	(151.7)
Net policy acquisitions expenses	(63.2)	(54.4)
Net underwriting results	105.8	77.4
Total investment income, net ⁽¹⁾	14.1	11.5
Realized gains on investments	0.3	1.2
Realized losses on investment properties	—	(0.2)
Unrealized gains (losses) on investments	3.1	(0.2)
Fair value losses on investment properties	(1.3)	(2.0)
Expected credit losses on investments	(0.2)	(0.3)
Share of loss from associates	(7.3)	(1.5)
General and administrative expenses	(58.9)	(46.9)
Other income (expenses) ⁽²⁾	(6.0)	(4.4)
Change in fair value of derivative financial liability	0.7	(4.4)
Listing related expenses	—	(3.4)
(Loss) gain on foreign exchange	(4.9)	2.5
Profit before tax	45.4	29.3
Income tax	(1.7)	(2.1)
Profit for the year	43.7	27.2

(1) The breakdown of total investment income, net is as follows:

	Year Ended December 31	
	2021	2020
	<i>(\$) in millions</i>	
Net investment income	16.0	10.0
Plus Share of loss from associates	(7.3)	(1.5)
Total investment income	8.7	8.5
Minus Realized gains on investments	0.3	1.2
Minus Realized losses on investment properties	—	(0.2)
Minus Unrealized gains (losses) on investments	3.1	(0.2)
Minus Fair value losses on investment properties	(1.3)	(2.0)
Minus Expected credit losses on investments	(0.2)	(0.3)
Minus Share of loss from associates	(7.3)	(1.5)
Total investment income, net	14.1	11.5

(2) The breakdown of other expenses, net is as follows:

	Year Ended December 31	
	2021	2020
	<i>(in millions of U.S. Dollars)</i>	
Other revenues	1.9	0.4
Other expenses	(2.7)	(1.9)
Impairments loss on insurance receivables	(5.2)	(2.9)
Other expenses, net	(6.0)	(4.4)

Gross written premiums

Gross written premiums increased 16.8% from \$467.3 million in 2020 to \$545.6 million in 2021. This was primarily due to 13.8% growth (or \$29.1 million) in the specialty long-tail segment, 18.7% growth (or \$44.5 million) in the specialty short-tail segment and 24.4% growth (or \$4.7 million) in the reinsurance segment. The increase in gross written premiums was the result of new business generated across all segments and virtually all lines, as well as rate increases on existing business in all segments. The following table sets out the contribution of the lines of business to IGI's gross written premiums during the years indicated:

	Year Ended December 31		
	2021	2020	Change
	(\$ in millions)		(%)
Specialty Long-tail			
Casualty	190	157.5	20.6
Financial Institutions	36.2	39.4	(8.1)
Marine Liability	3.4	4.6	(26.1)
Inherent Defects Insurance	10.0	9.00	11.1
Specialty Short-tail			
Energy	104.0	91.7	13.4
Property	79.1	69.9	13.2
Construction & Engineering	31.1	17.9	73.7
Political Violence	9.3	8.3	12.0
Ports & Terminals	29.6	25.9	14.3
General Aviation	20.3	23.0	(11.7)
Marine Cargo	5.1	0.8	537.5
Contingency	3.5	—	100.0
Reinsurance			
Treaty Reinsurance	24.0	19.3	24.4
Total Gross Written Premiums	545.6	467.3	16.8

Reinsurers' share of insurance premiums

Reinsurers' share of insurance premiums increased 26.5% from \$128.9 million in 2020 to \$163.0 million in 2021. The increase in reinsurers' share of insurance premiums was mainly due to an increase of 46.9% in quota share premiums in the year ended December 31, 2021 primarily due to the introduction of a new quota share treaty under the professional indemnity and directors & officers subclasses (with a 20.0% cession for each subclass) beginning in the first quarter of 2021. The growth was further supported by an increase in the quota share cession for the largest facility within our professional indemnity subclass from 60.0% to 62.5% beginning in August 2021. The increase in reinsurers' share of insurance premiums also resulted from a 28.9% increase in facultative reinsurance purchases in our energy and property lines of business within the specialty short-tail segment.

Net change in unearned premiums

Net change in unearned premiums decreased 31.9% from \$54.9 million in 2020 to \$37.4 million in 2021. The decrease in net change in unearned premiums by \$17.5 million as compared to the prior year reflects a \$21.8 million decrease in the long tail segment partially offset by an increase of \$4.3 million in the short tail segment. The decrease in the unearned premiums charge in the long tail segment was primarily driven by the casualty line of business (in particular, the professional indemnity sub-class) and the financial institutions line of business which contributed a majority of the unearned premiums release during the year ended December 31, 2021 in respect of policies incepting in prior years. The decrease was also attributable to the new professional indemnity and director's and officer's quota share treaty which incepted in January 2021 and caused higher unearned premiums on outward reinsurance and accordingly reduced the net change in unearned premiums. The increase in net change in unearned premiums in the short tail segment was primarily driven by a higher unearned premiums charge on new policies incepting in the current year coupled with the non-renewal of quota share treaties in the energy, property and engineering lines of business.

Net premiums earned

As a result of the foregoing, net premiums earned increased 21.8% from \$283.5 million in 2020 to \$345.2 million in 2021.

Net claims and claim adjustment expenses

Gross claims and claim adjustment expenses decreased 4.9% from \$214.0 million in 2020 to \$203.4 million in 2021, whilst reinsurers' share of claims decreased 35.1% from \$62.3 million in 2020 to \$27.2 million in 2021. As a result, net claims and claim adjustment expenses increased 16.2% from \$151.7 million in 2020 to \$176.2 million in 2021. The significant reduction in the reinsurers' share of claims occurred in the short tail segment. See "*Management's Discussion and Analysis of Financial Condition and Results of Operation — Reserves — Reserving Results & Development.*"

IGI's overall net claims and claim adjustment expenses ratio was 51.0% for the year ended December 31, 2021 compared to 53.5% for the year ended December 31, 2020. This decrease was primarily driven by the increase in favorable development on net loss reserves from prior accident years, which was \$16.1 million or 4.7 points for the year ended December 31, 2021, compared to favorable development on net loss reserves from prior accident years of \$6.1 million or 2.2 points for the year ended December 31, 2020. This was partially offset by the increase in current accident year catastrophe losses (CAT), which was \$28.9 million or 8.4 points for the year ended December 31, 2021, compared to \$13.5 million or 4.8 points for the year ended December 31, 2020. The net claims and claim expense ratio — excluding the impact of the favorable development on loss reserves from prior accident years and CAT losses — was 47.3% during the year ended December 31, 2021 compared to 50.9% during the year ended December 31, 2020.

The tables below outline reported incurred losses on catastrophe events in the years ended December 31, 2021 and 2020.

	For the Year Ended December 31, 2021	
	Gross Incurred Amount	Net Incurred Amount
	<i>(\$ in millions)</i>	
Catastrophe Event		
European Floods	6.8	6.8
South Africa Riots	5.8	4.4
Hurricane Ida	2.5	2.5
Cyclone Shaheen	0.7	0.6
Cyclone Nora	0.5	0.5
Other	3.0	2.2
Provided during the year related to prior accident years	15.9	13.3
Total	35.2	30.3

	For the Year Ended December 31, 2020	
	Gross Incurred Amount	Net Incurred Amount
	<i>(\$ in millions)</i>	
Catastrophe Event		
Hurricane Laura	3.5	3.5
Jawaharlal Nehru Port – Mumbai, India	12.5	3.0
COVID-19	1.1	1.1
Floating Pontoon – Storm Damage	1.5	0.9
Cyclone Nisargaes	1.3	0.7
Other	20.0	4.3
Provided during the year related to prior accident years	5.8	8.6
Total	45.7	22.1

Net policy acquisition expenses

Net policy acquisition expenses increased 16.2% from \$54.4 million in 2020 to \$63.2 million in 2021. The policy acquisition expense ratio for 2020 was 19.2% compared to 18.3% for 2021. This decline in the policy acquisition expense ratio was due to improved market conditions coupled with better negotiated commissions.

Net underwriting results

As a result of the foregoing, net underwriting results increased from \$77.4 million in 2020 to \$105.8 million in 2021, an increase of \$28.4 million or 36.7%.

Total investment income, net

Total investment income, net increased by 22.6% from \$11.5 million in 2020 to \$14.1 million in 2021. This was primarily due to (1) a \$1.9 million increase in interest income as a result of the increase in effective interest earned on our fixed income bonds, and (2) a \$0.7 million decrease in investment custodian fees and other investment expenses due to the renegotiation of fee terms with our custodians.

Realized gains on investments and Realized losses on investment properties

Realized gains on investments decreased from \$1.2 million in 2020 to \$0.3 million in 2021. The realized gain in 2021 included a realized gain of \$0.4 million on the disposal of equity securities, offset by a \$0.1 million loss on maturity and call of fixed income bonds. The realized gain in 2020 included a realized gain of \$1.6 million on the disposal of equity securities, offset by a \$0.4 million loss on maturity and call of fixed income bonds.

Realized losses on investment properties decreased from a loss of \$0.2 million in 2020 to Nil in 2021.

Unrealized gains (losses) on investments and Fair value losses on investment properties

Unrealized gains (losses) on investments reflects a net gain of \$3.1 million in 2021 compared to a net loss of \$0.2 million in 2020. This was primarily due to a mark to market revaluation gain of \$3.1 million recorded on financial assets at fair value through profit and loss during 2021 compared to a revaluation loss of \$0.2 million recorded on FVTPL investments during 2020. The loss in 2020 was induced by the market dislocation caused globally due to the COVID 19 outbreak.

Fair value losses on investment properties decreased from a loss of \$2.0 million in 2020 to a loss of \$1.3 million in 2021. This was primarily due to the loss booked from a 7% negative adjustment in the fair value of commercial buildings in 2021 compared to a 10% negative adjustment in 2020 in line with the overall correction seen in the Jordan commercial real estate market post-pandemic.

Expected credit losses on investments

Expected credit losses on investments decreased from \$0.3 million in 2020 to \$0.2 million in 2021. This is primarily due to recognizing a \$0.1 million expected credit loss on financial assets at FVOCI and a \$0.1 million expected credit loss on financial assets at amortized cost.

Share of loss from associates

Share of loss from associates increased from a loss of \$1.5 million in 2020 to a loss of \$7.3 million in 2021. This is primarily due to recognizing a \$7.0 million decline in the fair value of investment properties owned by the associates due to the ongoing local geopolitical issues coupled with the prevailing hyper inflationary environment in Lebanon.

General and administrative expenses

General and administrative expenses increased by 25.6% from \$46.9 million in 2020 to \$58.9 million in 2021. This was primarily due to additional salaries related to new hires and investments in the Company's technology infrastructure in order to support the Company's growth, as well as some non-recurring legal and professional fees for arbitration proceedings related to reinsurance matters.

Other income (expenses)

Other income (expenses) increased by 36.4% from \$4.4 million in 2020 to \$6.0 million in 2021. This increase was mainly due to booking an impairment loss on insurance receivables of \$5.2 million in 2021 compared to the impairment loss on insurance receivables of \$2.9 million in 2020. The increase in other income (expenses) was also due to the increase in other expenses of \$0.8 million, which was offset by the increase in other revenues of \$1.5 million.

Change in fair value of derivative financial liability

Change in fair value of derivative financial liability increased by 115.9% from a loss of \$4.4 million in 2020 to a gain of \$0.7 million in 2021. This increase was due to the decrease in the fair market value of the warrants from \$13.6 million as of December 31, 2020 to \$12.9 million as of December 31, 2021.

(Loss) gain on foreign exchange

Loss on foreign exchange for the year ended December 31, 2021 was \$4.9 million compared to a gain of \$2.5 million for the year ended December 31, 2020. The loss on foreign exchange in 2021 was primarily driven by the currency revaluation losses recorded in non-U.S. Dollar monetary assets due to the weakening of the Company's major transactional currencies between December 31, 2020 and December 31, 2021. The gain on foreign exchange recorded for the year ended December 31, 2020 reflected the strengthening of these underlying currencies against the U.S. Dollar.

Profit for the year

As a result of the foregoing, the profit after tax for the year increased from \$27.2 million in 2020 to \$43.7 million in 2021, mainly due to the year-over-year increase in net underwriting results of 36.7%. This was offset by the increase in general and administrative expenses of 25.6%.

Year ended December 31, 2020 compared to year ended December 31, 2019 (Consolidated)

	Year Ended December 31	
	2020	2019
	<i>(\$) in millions</i>	
Gross written premiums	467.3	349.2
Reinsurers' share of insurance premiums	(128.9)	(97.1)
Net written premiums	338.4	252.1
Net change in unearned premiums	(54.9)	(36.6)
Net premiums earned	283.5	215.5
Net claims and claim adjustment expenses	(151.7)	(118.1)
Net policy acquisitions expenses	(54.4)	(45.4)
Net underwriting results	77.4	52.0
Total investment income, net ⁽¹⁾	11.5	11.1
Realized gains on investments	1.2	0.3
Realized (losses) gains on investment properties	(0.2)	0.7
Unrealized (losses) gains on investments	(0.2)	1.6
Fair value losses on investments properties	(2.0)	(0.3)
Expected credit losses on investments	(0.3)	—
Share of loss from associates	(1.5)	(0.4)
General and administrative expenses	(46.9)	(39.3)
Other income (expenses) ⁽²⁾	(4.4)	(1.3)
Change in fair value of derivative financial liability	(4.4)	—
Listing related expenses	(3.4)	(4.8)
Gain on foreign exchange	2.5	5.7
Profit before tax	29.3	25.3
Income tax	(2.1)	(1.7)
Profit for the year	27.2	23.6

(1) The breakdown of total investment income, net is as follows:

	Year Ended December 31	
	2020	2019
	<i>(\$) in millions</i>	
Net investment income	10.0	13.4
<i>Plus</i> Share of loss from associates	(1.5)	(0.4)
Total investment income	8.5	13.0
<i>Minus</i> Realized gains on investments	8.5	13.0
<i>Minus</i> Realized (losses) gains on investment properties	(0.2)	0.7
<i>Minus</i> Unrealized (losses) gains on investments	(0.2)	1.6
<i>Minus</i> Fair value losses on investment properties	(2.0)	(0.3)
<i>Minus</i> Expected credit losses on investments	(0.3)	—
<i>Minus</i> Share of loss from associates	(1.5)	(0.4)
Total investment income, net	11.5	11.1

(2) The breakdown of other expenses, net is as follows:

	Year Ended December 31	
	2020	2019
	<i>(in millions of US Dollars)</i>	
Other revenues	0.4	1.4
Other expenses	(1.9)	(2.1)
Impairments loss on insurance receivables	(2.9)	(0.6)
Other expenses, net	(4.4)	(1.3)

Gross written premiums

Gross written premiums increased 33.8% from \$349.2 million in 2019 to \$467.3 million in 2020. This was primarily due to 42.1% growth (or \$59.8 million) in the specialty long-tail segment, an increase of 30.1% (or \$56.9 million) in the specialty short-tail segment and 7.2% growth (or \$1.3 million) in the reinsurance segment. The increase in gross written premiums was the result of new business generated across virtually all lines, as well as improved renewal pricing supported by positive market conditions and the Company's concerted efforts to refine the existing portfolio in both the specialty long-tail and the specialty short-tail segments. The following table sets out the contribution of the lines of business to IGI's gross written premiums written during the years indicated:

	Year Ended December 31		Change
	2020	2019	
	<i>(\$ in millions)</i>		<i>(%)</i>
Specialty Long-tail			
Casualty	157.5	110.1	43.1
Financial Institutions	39.4	29.0	35.9
Marine Liability	4.6	2.7	70.4
Inherent Defects Insurance	9.0	9.1	(1.1)
Specialty Short-tail			
Energy	91.7	72.1	27.2
Property	69.9	46.2	51.3
Construction & Engineering	17.9	11.5	55.7
Political Violence	8.3	8.3	—
Ports & Terminals	25.9	22.3	16.1
General Aviation	23.0	19.2	19.8
Marine Cargo	0.8	0.7	14.3
Reinsurance			
Treaty Reinsurance	19.3	18.0	7.2
Total Gross Written Premiums	467.3	349.2	33.8

Reinsurers' share of insurance premiums

Reinsurers' share of insurance premiums increased 32.7% from \$97.1 million in 2019 to \$128.9 million in 2020. The increase in reinsurers' share of insurance premiums was mainly due to an increase of 71.5% in quota share premiums in the year ended December 31, 2020 primarily due to a 50% quota share treaty introduced in one of the big facility businesses under the PI sub class within the specialty long tail segment in the second half of 2019 which was further increased to 60% in the second half of 2020. The residual growth in quota share premiums was primarily evident in the energy, property, engineering, and ports & terminals lines of business within the specialty short tail segment which corresponded to an increase in the gross written premiums under these lines. The increase in reinsurers' share of insurance premiums also resulted from a 26.5% increase in facultative reinsurance purchases in our energy and property lines of business within the specialty short-tail segment to take advantage of arbitrage opportunities as well as to manage the Company's overall exposure. The residual increase was recorded in non-proportional premiums of 11.6% in line with growth in gross written premiums within the specialty short tail segment lines of business which are protected under our group non-proportional reinsurance treaties.

The increase in reinsurers' share of insurance premiums was also consistent with the increase in gross written premiums evident from ratio of net written premiums to gross written premiums closing at 72.4% for the year ended December 31, 2020 compared to 72.2% for the year ended December 31, 2019.

Net change in unearned premiums

Net change in unearned premiums increased 49.6% from \$36.6 million in 2019 to \$54.9 million in 2020. The increase was attributed to more than 35% increase overall increase in net written premiums in our specialty-long tail and short-tail segment coupled with a greater proportion of premiums weighted to the second half of 2020 as compared to 2019.

Net premiums earned

As a result of the foregoing, net premiums earned increased 31.6% from \$215.5 million in 2019 to \$283.5 million in 2020. This was primarily due to the increase in net written premiums.

Net claims and claim adjustment expenses

Gross claims and claim adjustment expenses increased 33.9% from \$159.8 million in 2019 to \$214.0 million in 2020, and reinsurers' share of claims increased 49.2% from \$41.7 million in 2019 to \$62.3 million in 2020. As a result, net claims and claim adjustment expenses increased 28.5% from \$118.1 million in 2019 to \$151.7 million in 2020. This was primarily due to adding sufficient IBNR reserves across the growing business in both our specialty long-tail segment and our specialty short-tail segment by increasing management's best estimate of loss reserves in the current period by \$37.4 million and \$8.1 million, respectively. See "Management's Discussion and Analysis of Financial Condition and Results of Operation — Reserves — Reserving Results & Development."

IGI's overall net claims and claim adjustment expenses ratio was 53.5% for the year ended December 31, 2020 compared to 54.8% for the year ended December 31, 2019. This included current accident year net catastrophe losses in the specialty short-tail segment of \$13.5 million or 4.8 points for the year ended December 31, 2020 compared to net catastrophe losses in the specialty short-tail segment of \$16.2 million or 7.5 points for the year ended December 31, 2019. Catastrophe losses for the year ended December 31, 2020 were driven primarily by the Jawaharlal Nehru port loss in Mumbai, India in our 'Ports & Terminals' line and the Hurricane Laura loss in our 'Property' line, both of which are included in the specialty short-tail segment. Favorable development on loss reserves from prior accident years was \$6.1 million or 2.2 points for the year ended December 31, 2020 driven by improvement in prior year loss reserves under the specialty short-tail and reinsurance segments, respectively, compared to favorable development of \$6.3 million or 2.9 points for the year ended December 31, 2019.

The tables below outline incurred losses on catastrophe events in the year ended December 31, 2020 and 2019.

	For the Year Ended December 31, 2020	
	Gross Incurred Amount	Net Incurred Amount
	<i>(\$ in millions)</i>	
Catastrophe Event		
Hurricane Laura	3.5	3.5
Jawaharlal Nehru Port – Mumbai, India	12.5	3.0
COVID-19	1.1	1.1
Floating Pontoon – Storm Damage	1.5	0.9
Cyclone Nisargaes	1.3	0.7
Other	20.0	4.3
Provided during the year related to prior accident years	5.8	8.6
Total	45.7	22.1

	For the Year Ended December 31, 2019	
	Gross Incurred Amount	Net Incurred Amount
	(\$ in millions)	
Catastrophe Event		
Petronas Explosion Fire	3.6	3.3
Various Flood Events	3.0	2.8
Hurricane Dorian	2.3	2.3
LNG1 Gas Production Fire Explosion	2.2	2.1
Typhoon Hagibis	1.3	1.3
Other	7.4	6.0
Provided during the year related to prior accident years.	7.0	0.8
Total	26.8	18.6

Net policy acquisition expenses

Net policy acquisition expenses increased 19.8% from \$45.4 million in 2019 to \$54.4 million in 2020. The policy acquisition expense ratio for 2019 was 21.1% compared to 19.2% for 2020. This decline in the policy acquisition expense ratio was due to improved market conditions coupled with better negotiated commissions.

Net underwriting results

As a result of the foregoing, net underwriting results increased from \$52.0 million in 2019 to \$ 77.4 in 2020, an increase of \$25.4 million or 48.8%.

Total investment income, net

Total investment income, net increased by 3.6% from \$11.1 million in 2019 to \$11.5 million in 2020. This was primarily due to a \$1.3 million increase in interest income, which was offset by (i) a \$0.4 decrease in dividend income and (ii) a \$0.4 increase in investment custodian fees and other investment expenses.

Realized gains on investments and Realized gains (losses) on investment properties

Realized gains on investments increased from \$0.3 million in 2019 to \$1.2 million in 2020. The realized gain in 2020 included a realized gain of \$1.6 million on the disposal of equity securities, offset by a \$0.4 million loss on maturity and call of fixed income bonds. The realized gain in 2019 included a realized gain of \$0.9 million on the disposal of equity securities, offset by a \$0.6 million loss on maturity and call of fixed income bonds.

Realized gains (losses) on investment properties decreased from a gain of \$0.7 million in 2019 to a loss of \$0.2 million in 2020. This represents a loss on the sale of certain parcels of land in Jordan during 2020 compared to the gain booked in 2019 in connection with the sale of other parcels of the same land holding.

Unrealized (losses) gains on investments and Fair value losses on investment properties

Unrealized (losses) gains on investments reflects a net loss of \$0.2 million in 2020 compared to net gain of \$1.6 million in 2019. This was primarily due to a mark to market revaluation loss recorded on FVTPL investments during 2020 compared to a \$1.6 million revaluation gain in 2019. This was induced by the market dislocation caused globally due to the COVID 19 outbreak.

Fair value losses on investment properties decreased from a gain of \$0.4 million in 2019 to a loss of \$2.2 million in 2020. This was primarily due to the loss booked from a 10% negative adjustment in the fair value of commercial buildings in 2020 compared to 2019 in line with the overall correction seen in the Jordan commercial real estate market post-pandemic.

Expected credit losses on investments

Expected credit losses on investments increased from none in 2019 to \$0.3 million in 2020. This is primarily due to a recognizing a \$0.2 million expected credit loss on financial assets at FVOCI and a \$0.1 million expected credit loss on financial assets at amortized cost.

Share of loss from associates

Share of loss from associates increased from a loss of \$0.4 in 2019 to a loss of \$1.5 million in 2020. This is primarily due to recognizing a \$1.9 million decline in the fair value of the investment properties owned by the associates. This was offset by the reversal of a provision for contingent liabilities of \$0.5 million.

General and administrative expenses

General and administrative expenses increased by 19.3% from \$39.3 million in 2019 to \$46.9 million in 2020. This was primarily due to an increase in human resource and information technology costs in connection with planned growth, in addition to incremental statutory and advisory fees and corporate expenses as a result of the company's listing on Nasdaq in March 2020.

Other income (expenses)

Other income (expenses) increased by 238.5% from \$1.3 million in 2019 to \$4.4 million in 2020. This increase was mainly due to booking an impairment loss on insurance receivables of \$2.9 million in 2020 compared to the impairment loss on insurance receivables of \$0.6 million in 2019.

Change in fair value of derivative financial liability

In response to the Securities and Exchange Commission ("SEC") Staff Statement dated April 12, 2021, the Company reassessed its accounting treatment in respect of its warrant instruments. After careful analysis, the Company concluded that its 17,250,000 Warrants should have been recorded as a derivative liability instead of equity with a value of \$9.2 million at the closing of the business combination with Tiberius Acquisition Corp. and subsequently remeasured at fair value with the changes recorded in income. The Company has further evaluated the resulting accounting error and restated its previously issued consolidated financial statements as of and for the year ended December 31, 2020. IGI has corrected the impact of this error by recording the impact of the fair value movement of these Warrants from the date of the closing of the Business Combination on March 17, 2020 through December 31, 2020 for an amount of \$4.4 million under the line item 'Change in fair value of derivative financial liability' in the "Consolidated Statements of Income" and accordingly resulted in the fair value of the Warrants being revalued at \$13.6 million at December 31, 2020.

Gain on foreign exchange

Gain on foreign exchange for the year ended December 31, 2020 was \$2.5 million compared to \$5.7 million for the year ended December 31, 2019. The gain in 2020 was primarily driven by the strengthening of the Pound Sterling, Euro and Australian Dollar against the U.S. Dollar from December 31, 2019 to December 31, 2020, coupled with greater exposure to Pound Sterling-denominated cash and insurance receivable balances, supported by increased business in the specialty long-tail segment.

Profit for the year

As a result of the foregoing, the profit after tax for the year increased from \$23.6 million in 2019 to \$ 27.2 million in 2020, mainly due to the year-over-year increase in net underwriting results of 48.8%, partly offset by a decrease in total investment income of 34.6% and an increase in general and administrative expenses of 19.3%.

Results of Operations — Specialty Long-tail Segment

The following table summarizes the results of operations of IGI's specialty long-tail segment for the years indicated:

	Year Ended December 31		
	2021	2020	2019
	<i>(\$ in millions)</i>		
Gross written premiums	239.6	210.5	150.9
Reinsurers' share of insurance premiums	(61.8)	(37.2)	(21.9)
Net written premiums	177.8	173.3	129.0
Net change in unearned premiums	(10.2)	(31.9)	(30.8)
Net premiums earned	167.6	141.4	98.2
Net claims and claim adjustment expenses	(86.2)	(88.8)	(61.7)
Net policy acquisitions expenses	(30.5)	(27.1)	(21.9)
Net underwriting results	50.9	25.5	14.6
<i>Claims & claim expense ratio</i>	51.4%	62.8%	62.8%
<i>Policy acquisition expenses ratio</i>	18.2%	19.2%	22.3%

Gross written premiums

Gross written premiums in the specialty long-tail segment increased 13.8% from \$210.5 million in 2020 to \$239.6 million in 2021. Gross written premiums increased in the casualty and inherent defects insurance lines of business, but decreased slightly in the financial institutions and marine liability lines of business. The increase in the casualty line of business was primarily due to the positive rate movement in renewed business of approximately 27.1%. Within the casualty line of business, the professional indemnity and director's and officer's insurance product lines experienced growth of \$21.6 million (19.0%), and \$4.9 million (23.7%), respectively, in the year ended December 31, 2021 compared to the year ended December 31, 2020. The financial institutions line of business also experienced positive rate movement of 15.2% on renewed business during the year ended December 31, 2021, but the renewed business decreased by \$2.0 million.

Gross written premiums in the specialty long-tail segment increased 39.5% from \$150.9 million in 2019 to \$210.5 million in 2020. Each of the lines of business in the specialty long-tail segment contributed to the growth in gross written premiums. This increase was primarily due to positive rate movement in the casualty line of business of approximately 37.0%. In particular, the company's professional indemnity, legal expenses and directors and officers product lines experienced growth of \$27.1 million (31.1%), \$7.4 million (75.1%) and \$14.6 million (238.5%), respectively, in the year ended December 31, 2020 compared to same period of 2019. The financial institutions line of business also experienced positive rate movement of 23.3% during the year ended December 31, 2020. In addition, new business of \$1.8 million within the marine liability line of business contributed to the total increase in gross written premiums.

The breakdown of gross written premiums in the specialty long-tail segment by line of business is as follows:

	Year Ended December 31		
	2021	2020	2019
	<i>(\$ in millions)</i>		
Specialty Long-tail			
Casualty	190.0	157.5	110.1
Financial Institutions	36.2	39.4	29.0
Marine Liability	3.4	4.6	2.7
Inherent Defects Insurance	10.0	9.0	9.1
Total Gross Written Premiums	239.6	210.5	150.9

Reinsurers' share of insurance premiums

Reinsurers' share of insurance premiums in the specialty long-tail segment increased from \$37.2 million in 2020 to \$61.8 million in 2021. The increase was primarily due to an increase of 88.9% in quota share ("QS") premiums in the year ended December 31, 2021 primarily due to the introduction of a new professional indemnity and director's and officer's quota share treaty (with a 20.0% cession in each subclass) in the first quarter of 2021 under the casualty line of business in our long-tail segment. In addition, the quota share cession for one of the big facilities within the professional indemnity subclass increased from 50.0% to 60.0% starting in August 2020, effecting the full year of 2021 compared to only five months in 2020. The remaining increase in the quota share premiums within the casualty line of business was a result of premium growth within the after the event (ATE) sub-class of legal expenses which had a 50.0% quota share cession.

Reinsurers' share of insurance premiums in the specialty long-tail segment changed from \$21.9 million in 2019 to \$37.2 million in 2020. The increase was mainly in the casualty line of business due to the new 50% quota cession introduced for a specific facility under the PI sub-class (the biggest sub-class in the casualty line of business) beginning in the second half of 2019 which was further increased to 60% in the second half of 2020. In addition, the 50% quota cession on the growing legal expense sub-class also contributed to the increase in reinsurers' share of insurance premiums in the specialty long-tail segment.

Net change in unearned premiums

Net change in unearned premiums in the specialty long-tail segment decreased by 68.0% from \$31.9 million in 2020 to \$10.2 million in 2021. The decrease in the unearned premiums charge within the long tail segment was primarily driven by the casualty line of business (particularly the professional indemnity sub-class) and the financial institutions line of business, which contributed to a majority of the unearned premiums release during 2021 in respect of policies incepting in prior years. The decrease in the unearned premiums charge was also attributable to the new professional indemnity and director's and officer's quota share treaty which incepted in January 2021 and caused higher unearned premiums on outward reinsurance and accordingly reduced the net change in unearned premiums.

Net change in unearned premiums in the specialty long-tail segment increased by 3.4% from \$30.8 million in 2019 to \$31.9 million in 2020. This was primarily due to the increase in unearned premiums in 2020 compared to 2019 which was in line with the increase in gross written premiums mainly in the casualty line of business and financial institutions line of business. This was offset by (i) the 50% quota cession applicable to a specific facility within the PI sub-class (the biggest sub-class within the casualty line of business) in 2020, while there was no quota cession applicable in the same period of 2019, and (ii) the 50% quota cession on the growing legal expense sub class.

Net premiums earned

As a result of the foregoing, (1) net premiums earned in the specialty long-tail segment increased 18.5% from \$141.4 million in 2020 to \$167.6 million in 2021, and (2) net premiums earned in the specialty long-tail segment increased 44.0% from \$98.2 million in 2019 to \$141.4 million in 2020.

Net claims and claim adjustment expenses

Net claims and claim adjustment expenses in the specialty long-tail segment decreased by 2.9% from \$88.8 million in 2020 to \$86.2 million in 2021. This was primarily due to a net favorable development of loss reserves in prior periods (2020 and before), particularly in the professional indemnity and financial institutions subclasses, which was partially offset by the increase in current accident year losses coupled with a net unfavorable development of prior years' loss reserves in the inherent defects insurance and marine liability lines of business.

Net claims and claim adjustment expenses in the specialty long-tail segment increased by 43.9% from \$61.7 million in 2019 to \$88.8 million in 2020. This was primarily due to higher incurred losses coupled with an increase in our IBNR provision to reflect our growing casualty and financial institutions product lines in 2020 as compared to 2019.

Net claims and claims expense ratios for the specialty long-tail segment by line of business were as follows:

	Year Ended December 31		
	2021	2020	2019
		%	
Specialty Long-tail			
Casualty	52.9	66.2	67.0
Financial Institutions	30.9	54.0	49.7
Marine Liability	204.0	41.3	58.6
Inherent Defects Insurance	93.7	45.0	44.5
Total	51.4	62.8	62.8

The net claims and claims expense ratios in the casualty line of business were 67.0% in 2019, 66.2% in 2020 and 52.9% in 2021. During 2021, the decrease in the ratio from 66.2% to 52.9% was mainly driven by a net favorable development in the prior years' loss reserves (2020 and before) particularly within the professional indemnity subclass.

The net claims and claims expense ratios in the financial institutions line of business were 49.7% in 2019, 54.0% in 2020 and 30.9% in 2021. During 2021, the decrease in the ratio from 54.0% to 30.9% was mainly driven by a net favorable development in the prior years' loss reserves (2020 and before).

The net claims and claims expense ratios in the marine liability line of business were 58.6% in 2019, 41.3% in 2020 and 204.0% in 2021. During 2021, the increase in the ratio from 41.3% to 204.0% was mainly driven by the increase in current accident year losses coupled with a net unfavorable development in the prior years' loss reserves.

The net claims and claims expense ratios in the inherent defects insurance line of business were 44.5% in 2019, 45.0% in 2020 and 93.7% in 2021. During 2021, the increase in the ratio from 45.0% to 93.7% was mainly driven by the increase in current accident year losses coupled with a net unfavorable development in the prior years' loss reserves.

Policy acquisition expenses

Policy acquisition expenses in the specialty long-tail segment increased by 12.5% from \$27.1 million in 2020 to \$30.5 million in 2021. The policy acquisition expense ratio for 2021 was 18.2% compared to 19.2% for 2020.

Policy acquisition expenses in the specialty long-tail segment increased by 23.7% from \$21.9 million in 2019 to \$27.1 million in 2020. The policy acquisition expense ratio for 2020 was 19.2% compared to 22.3% for 2019.

Results of Operations — Specialty Short-tail Segment

The following table summarizes the results of operations of IGI's specialty short-tail segment for the years indicated:

	Year Ended December 31		
	2021	2020	2019
		(\$) in millions	
Gross written premiums	282.0	237.5	180.3
Reinsurers' share of insurance premiums	(101.2)	(91.7)	(75.2)
Net written premiums	180.8	145.8	105.1
Change in unearned premiums	(26.9)	(22.6)	(5.6)
Net premiums earned	153.9	123.2	99.5
Net claims and claim adjustment expenses	(72.6)	(56.6)	(41.8)
Net policy acquisitions expenses	(28.8)	(24.2)	(20.5)
Net underwriting results	52.5	42.4	37.2
<i>Claims & claim expense ratio</i>	47.2%	45.9%	42.0%
<i>Policy acquisition expenses ratio</i>	18.7%	19.6%	20.6%

Gross written premiums

Gross written premiums in the specialty short-tail segment increased by 18.7% from \$237.5 million in 2020 to \$282.0 million in 2021. The change in gross written premiums was principally due to the following:

- Gross written premiums in the energy line of business increased by 13.4% from \$91.7 million in 2020 to \$104.0 million in 2021. This increase was primarily due to positive rate movement in the downstream line of business of approximately 3.0%, positive rate movement in the upstream line of business of approximately 4.6% and growth in new business compared to the prior year.
- Gross written premiums in the property line of business increased by 13.2% from \$69.9 million in 2020 to \$79.1 million in 2021. This was primarily due to positive rate movement of 7.9% compared to the prior year.
- Gross written premiums in the construction and engineering line of business increased 73.7% from \$17.9 million in 2020 to \$31.1 million in 2021. This was primarily due to \$14.0 million of incremental new business written in 2021 when compared to 2020.
- Gross written premiums in the ports and terminals line of business increased by 14.3% from \$25.9 million in 2020 to \$29.6 million in 2021. This was mainly due to positive rate movement of 14.9% on a comparative basis and growth in new business compared to the prior year.
- Gross written premiums in the general aviation line of business decreased by 11.7% from \$23.0 million in 2020 to \$20.3 million in 2021. This was primarily due to the decrease in new business compared to the prior year. However, there was a positive rate movement of 13.3% compared to the prior year.
- Gross written premiums in the marine cargo line of business increased by 537.5% from \$0.8 million in 2020 to \$5.1 million in 2021. This was primarily due to the increase in new business compared to the prior year.

Gross written premiums in the specialty short-tail segment increased by 31.7% from \$180.3 million in 2019 to \$237.5 million in 2020. The change in gross written premiums was primarily due to the following:

- Gross written premiums in the energy line of business increased by 27.2% from \$72.1 million in 2019 to \$91.7 million in 2020. This increase was principally due to positive rate movement in the downstream line of business of approximately 33.5%, positive rate movement in the upstream line of business of approximately 4.6% and growth in new business compared to the prior year period.
- Gross written premiums in the property line of business increased by 51.3% from \$46.2 million in 2019 to \$69.9 million in 2020. This was primarily due to positive rate movement of 13.3% compared to the prior year period supplemented with growth in new business.
- Gross written premiums in the construction and engineering line of business increased 55.7% from \$11.5 million in 2019 to \$17.9 million in 2020. This was primarily due to positive rate movement of 8.3% compared to the prior year period supplemented with growth in new business.
- Gross written premiums in the ports and terminals line of business increased by 16.1% from \$22.3 million in 2019 to \$25.9 million in 2020. This was mainly due to positive rate movement of 20.5% on a comparative basis.
- Gross written premiums in the general aviation line of business increased by 19.8% from \$19.2 million in 2019 to \$23.0 million in 2020. This was primarily due to general aviation positive rate movement of 29.7% compared to the prior year supplemented with growth in new business.
- Gross written premiums in the marine cargo line of business increased by 14.3% from \$0.7 million in 2019 to \$0.8 million in 2020.

The breakdown of gross written premiums in the specialty short-tail segment by line of business is as follows:

	Year Ended December 31		
	2021	2020	2019
	(\$) in millions		
Specialty Short-tail			
Energy	104.0	91.7	72.1
Property	79.1	69.9	46.2
Construction & Engineering	31.1	17.9	11.5
Political Violence	9.3	8.3	8.3
Ports & Terminals	29.6	25.9	22.3
General Aviation	20.3	23.0	19.2
Marine Cargo	5.1	0.8	0.7
Contingency	3.5	—	—
Total Gross Written Premiums	282.0	237.5	180.3

Reinsurers' share of insurance premiums

Reinsurance premiums ceded in the specialty short-tail segment increased by 10.4% from \$91.7 million in 2020 to \$101.2 million in 2021. This increase was primarily due to (i) an increase in facultative reinsurance purchases under the energy and property lines of business and (ii) a decrease in the quota share premiums under the energy and property lines of business.

Reinsurance premiums ceded in the specialty short-tail segment increased by 21.9% from \$75.2 million in 2019 to \$91.7 million in 2020. This was primarily due to (i) an increase in facultative reinsurance purchases of \$8.3 million in the property and energy lines of business and (ii) an increase in the quota share reinsurance premium of \$3.8 million in the energy, property, engineering and ports & terminals lines of business which correspond to the increase in the gross written premiums in these lines of business in the year ending December 31, 2020.

Net change in unearned premiums

Net change in unearned premiums increased from a change of \$22.6 million in 2020 to a change of \$26.9 million in 2021. The increase was due to a higher unearned premium charge on new policies incepting in the current year coupled with the non-renewal of quota share treaties in the energy, property and engineering lines of business.

Net change in unearned premiums increased from a change of \$5.6 million in 2019 to a change of \$22.6 million in 2020. The increase was due to an overall increase in net written premiums of \$40.7 million in our specialty short-tail segment during 2020 compared to 2019. In addition, the increase in net written premiums in the second half of 2020 as compared to the second half of 2019 also contributed to higher unearned premiums in the specialty short-tail segment.

Net premiums earned

As a result of the foregoing, net premiums earned in the specialty short-tail segment increased 24.9% from \$123.2 million in 2020 to \$153.9 million in 2021.

As a result of the foregoing, net premiums earned in the specialty short-tail segment increased 23.8% from \$99.5 million in 2019 to \$123.2 million in 2020.

Net claims and claim adjustment expenses

Net claims and claim adjustment expenses in the specialty short-tail segment increased by 28.3% from \$56.6 million in 2020 to \$72.6 million in 2021. This was primarily due to (i) the reduction in outstanding recoveries of \$22.4 million for a 2018 accident year claim under the engineering class as a result of the resolution of the outward reinsurance matters under arbitration and (ii) a significant increase in loss reserves under the political violence line of business primarily due to building the loss reserves by \$14.7 million specifically for the 2021 South Africa riots and Afghanistan political unrest.

Net claims and claim adjustment expenses in the specialty short-tail segment increased by 28.4% from \$41.8 million in 2019 to \$56.6 million in 2020. This was primarily due to higher incurred losses recorded under our ports & terminals, property and energy lines of business.

IGI's overall net claims and claims expense ratio increased by 1.2 percentage points to 47.2% for the year ended December 31, 2021 as compared to 45.9% during the year ended December 31, 2020.

IGI's overall net claims and claims expense ratio increased by 3.9 percentage points to 45.9% for the year ended December 31, 2020 as compared to 42.0% during the year ended December 31, 2019.

Net claims and claims expense ratios for the specialty short-tail segment by line of business were as follows:

	Year Ended December 31		
	2021	2020	2019
	%		
Specialty Short-tail			
Energy	32.2	25.7	20.0
Property	17.6	56.1	49.4
Construction & Engineering	112.7	59.1	92.7
Political Violence	273.7	(10.0)	65.7
Ports & Terminals	30.8	114.3	20.7
General Aviation	30.2	43.7	84.7
Marine Cargo	37.0	114.5	(1,342.9)
Contingency	144.8	—	—
Total	47.2	45.9	42.0

In the specialty short-tail segment, overall changes in the net claims and claims expense ratios were driven mainly by higher incurred losses recorded in the political violence, energy, and engineering lines of business in the year ended December 31, 2021 compared to the year ended December 31, 2020.

The net claims and claims expense ratios in the energy line of business were 20.0% in 2019, 25.7% in 2020 and 32.2% in 2021. The increase in the net claims and claims expense ratio in 2021 was primarily driven by the increase in current accident year losses coupled with a net unfavorable development in the prior years' loss reserves.

The net claims and claims expense ratios in the property line of business were 49.4% in 2019, 56.1% in 2020 and 17.6% in 2021. The decrease in the ratio during 2021 was primarily driven by the decrease in current accident year losses coupled with a net favorable development in the prior years' loss reserves.

The net claims and claims expense ratios in the construction and engineering line of business were 92.7% in 2019, 59.1% in 2020 and 112.7% in 2021. The increase in the ratio during 2021 was primarily driven by a reduction in outstanding recoveries of \$22.4 million for a 2018 accident year claim under the engineering class as a result of the resolution of the outward reinsurance matters under arbitration.

The net claims and claims expense ratios in the political violence line of business were 65.7% in 2019, (10.0%) in 2020 and 273.7% in 2021. The increase in the ratio during 2021 was primarily driven by a significant increase in loss reserves primarily due to building loss reserves by \$14.7 million specifically for the 2021 South Africa riots and Afghanistan political unrest.

The net claims and claims expense ratios in the ports and terminals line of business were 20.7% in 2019, 114.3% in 2020 and 30.8% in 2021. The decrease in the ratio during 2021 was driven by a significant decrease in net incurred claims of \$8.7 million on a year-to-year basis.

The net claims and claims expense ratios in the general aviation line of business were 84.7% in 2019, 43.7% in 2020 and 30.2% in 2021. The decrease in the ratio during 2021 was mainly driven by the decrease in net incurred claims on a year-to-year basis.

The net claims and claims expense ratios in the marine cargo line of business were (1,342.9%) in 2019, 114.5% in 2020 and 37.0% in 2021. The volume of business written in the marine cargo line of business is small and the variations in results correspond to a small number of claims arising (or not arising) during each year and the degree of successful challenge and/or subrogation of these claims.

Policy acquisition expenses

Policy acquisition expenses in the specialty short-tail segment increased by 19.0% from \$24.2 million in 2020 to \$28.8 million in 2021. The policy acquisition expense ratio for 2021 was 18.7% compared to 19.6% in 2020.

Policy acquisition expenses in the specialty short-tail segment increased by 18.0% from \$20.5 million in 2019 to \$24.2 million in 2020. The policy acquisition expense ratio for 2020 was 19.6% compared to 20.6% in 2019.

Results of Operations — Reinsurance Segment

The following table summarizes the results of operations of IGI's reinsurance segment for the years indicated:

	Year Ended December 31		
	2021	2020	2019
	<i>(\$) in millions</i>		
Gross written premiums	24.0	19.3	18.0
Reinsurers' share of insurance premiums	—	—	—
Net written premiums	24.0	19.3	18.0
Change in unearned premiums	(0.3)	(0.4)	(0.2)
Net premiums earned	23.7	18.9	17.8
Net claims and claim adjustment expenses	(17.4)	(6.3)	(14.6)
Net policy acquisitions expenses	(3.9)	(3.1)	(3.0)
Net underwriting results	2.4	9.5	0.2
<i>Claims & claim expense ratio</i>	73.4%	33.3%	82.0%
<i>Policy acquisition expenses ratio</i>	16.5%	16.4%	16.9%

Gross written premiums

Gross written premiums in the reinsurance segment increased 24.4% from \$19.3 million in 2020 to \$24.0 million in 2021.

Gross written premiums in the reinsurance segment increased 7.2% from \$18.0 million in 2019 to \$19.3 million in 2020.

Net change in unearned premiums

Net change in unearned premiums in the reinsurance segment decreased from \$0.4 million in 2020 to \$0.3 million in 2021.

Net change in unearned premiums in the reinsurance segment increased from \$0.2 million in 2019 to \$0.4 million in 2020. The increase was due to the growth in overall written premiums.

Net premiums earned

As a result of the foregoing, net premiums earned in the reinsurance segment increased 25.4% from \$18.9 million in 2020 to \$23.7 million in 2021.

Net premiums earned in the reinsurance segment increased 6.2% from \$17.8 million in 2019 to \$18.9 million in 2020.

Net claims and claim adjustment expenses

Net claims and claim adjustment expenses in the reinsurance segment increased 176.2% from \$6.3 million in 2020 to \$17.4 million in 2021. This was primarily due to building up \$8.4 million of reserves for the 2021 floods in Europe.

Net claims and claim adjustment expenses in the reinsurance segment decreased 56.8% from \$14.6 million in 2019 to \$6.3 million in 2020. This was primarily due to reduced claims activity during the current year and favorable claims development in prior period accident years during 2020.

Net claims and claims expense ratios for the reinsurance segment for the three years ended December 31, 2019, 2020 and 2021 were as follows:

- 73.4% in 2021
- 33.3% in 2020
- 82.0% in 2019

Policy acquisition expenses

Policy acquisition expenses in the reinsurance segment increased by 25.8% from \$3.1 million in 2020 to \$3.9 million in 2021. The policy acquisition expense ratio for 2021 was 16.5% compared to 16.4% for 2020.

Policy acquisition expenses in the reinsurance segment increased by 3.3% from \$3.0 million in 2019 to \$3.1 million in 2020. The policy acquisition expense ratio for 2020 was 16.4% compared to 16.9% for 2019.

B. Liquidity and Capital Resources

Our principal sources of capital are equity and external reinsurance. The principal sources of funds for our operations are insurance and reinsurance premiums and investment returns. The principal uses of our funds are to pay claims benefits, related expenses, other operating costs and dividends to shareholders.

We have not historically incurred debt. As of December 31, 2021, we had \$6.6 million of letters of credit outstanding to the order of reinsurance companies for collateralizing insurance contract liabilities in accordance with reinsurance arrangements. As of December 31, 2020, we had \$8.0 million of such letters of credit. In addition, as of December 31, 2021 we had outstanding an approximately \$0.3 million letter of guarantee for the benefit of Friends Provident Life Assurance Limited for collateralizing IGI's rent payment obligation for one of its offices.

In 2021, we signed a legally non-binding agreement with the University of California, San Francisco Foundation to contribute an aggregate amount of \$1.25 million in five installments over five years to support cancer research projects. As of 31 December 2021, we have paid \$250,000 and the remaining four instalments totaling \$1 million will be made equally between 2022 and 2025.

We have historically paid regular dividends to our shareholders. In March 2019, August 2019 and August 2020, we declared a dividend of \$0.04, \$0.04 and \$0.09 per share, respectively. In March 2021, we declared a dividend of \$0.17 per share, and in August 2021 we declared a dividend of \$0.16 per share.

Our overall capital requirements are based on regulatory capital adequacy and solvency margins and ratios imposed by the Bermuda Monetary Authority and by the Financial Conduct Authority (FCA) and the Prudential Regulation Authority of the Bank of England (PRA) in the United Kingdom. In addition, we set our own internal capital policies. Our overall capital requirements can be impacted by a variety of factors including economic conditions, business mix, the composition of our investment portfolio, year-to-year movements in net reserves, our reinsurance program and regulatory requirements.

Capital position

We are a holding company with no direct source of operating income. We are therefore dependent on our capital raising abilities and dividend payments from our subsidiaries. The ability of our subsidiaries to distribute cash to us to pay dividends is limited by regulatory capital requirements.

Our operations generate cash flow as a result of the receipt of premiums in advance of the time when claim payments are required. Net cash from operating activities, together with other available sources of liquidity, historically has enabled us to meet our long-term liquidity requirements. We expect that net cash from operating activities will enable us to meet our long-term liquidity requirements for at least the next 12 months.

We target a solvency ratio of more than 120% of the group capital requirement to ensure capital strength, enable opportunistic growth and support a stable dividend policy.

Cash flows

IGI has three main sources of cash flows: operating activities, investing activities and financing activities. The movement in net cash provided by or used in operating, investing and financing activities and the effect of foreign currency rate changes on cash and cash equivalents is provided in the following table:

	Year Ended December 31		
	2021	2020	2019
	<i>(\$) in millions</i>		
Net cash flows (used in) from operating activities after tax . . .	\$ 129.8	(90.5)	21.4
Net cash flows used in investing activities	(2.5)	(1.9)	(1.0)
Net cash flows (used in) from financing activities	(16.9)	35.7	(16.5)
Change in cash and cash equivalents	<u>110.4</u>	<u>(56.7)</u>	<u>3.9</u>
Effect of foreign currency rate changes on cash and cash equivalents.	(1.7)	(2.2)	3.8
Net change in cash and cash equivalents.	<u>108.7</u>	<u>(58.9)</u>	<u>7.7</u>

Net cash flows (used in) from operating activities

Net cash flows from operating activities increased by \$220.3 million from net cash outflow of \$90.5 million in the twelve months ended December 31, 2020 compared to net cash inflow of \$129.8 million in the twelve months ended December 31, 2021. Net cash inflow for the year ended December 31, 2021 consisted of \$179.1 million generated from operations, reduced by the \$49.3 million deployment in investments, net of sale proceeds including term deposits. Net cash outflow for the year ended December 31, 2020 consisted of \$124.1 million generated from operations, significantly reduced by the \$214.6 million deployment in investments, net of sale proceeds including term deposits.

Net cash flows from operating activities decreased by \$106.9 million from net cash inflow of \$21.4 million in the twelve months ended December 31, 2019 compared to net cash outflow of \$90.5 million in the twelve months ended December 31, 2020. Net cash outflow for the year ended December 31, 2020 consisted of \$124.1 million generated from operations, significantly reduced by the \$214.6 million deployment in investments, net of sale proceeds including term deposits. Net cash inflow for the year ended December 31, 2019 consisted of \$108.1 million generated from operations, significantly reduced by the \$86.7 million deployment in investments, net of sale proceeds including term deposits.

Net cash flows used in investing activities

Net cash flows used in investing activities increased from \$1.9 million in the twelve months ended December 31, 2020 to \$2.5 million in the twelve months ended December 31, 2021. This was primarily due to the addition of office premises and the purchase of intangible assets.

Net cash flows used in investing activities increased from \$1.0 million in the twelve months ended December 31, 2019 to \$1.9 million in the twelve months ended December 31, 2020. This was primarily due to purchases of intangible assets represented by computer software and licenses.

Net cash flows (used in) from financing activities

Net cash flows from financing activities decreased by 147.3% from a net cash inflow of \$35.7 million in the twelve months ended December 31, 2020 to a net cash outflow of \$16.9 million in the twelve months ended December 31, 2021. The cash outflow from financing activities in the twelve months ended December 31, 2021 primarily represented a dividend payment of \$ 16.1 million.

Net cash flows from financing activities increased by 316.5% from a net cash outflow of \$16.5 million in the twelve months ended December 31, 2019 to a net cash inflow of \$35.7 million in the twelve months ended December 31, 2020. The cash inflow from financing activities in the twelve months ended December 31, 2020 reflected a cash injection of \$40.8 million from the business combination with Tiberius Acquisition Corp., reduced by a dividend payment of \$4.4 million.

Ratings

In October 2020, A.M. Best Company (“A.M. Best”) reaffirmed our rating with an “A” (Excellent)/Stable. This rating reflects A.M. Best’s view of our financial strength, underwriting performance and ability to meet obligations to policyholders. In November 2021, A.M. Best reaffirmed our rating with an “A” (Excellent)/Stable.

In June 2021, S&P Global Ratings (“S&P”) reaffirmed our financial strength with an “A-”/Stable.

Capital Requirements

We are subject to regulatory and internal management capital requirements.

BMA requirements

IGI Bermuda is regulated by the Bermuda Monetary Authority (“BMA”) and as such is subject to the BMA’s capital requirements. For purposes of IGI Bermuda’s capital requirements, the BMA considers the combination of risk bearing entities that consolidate into IGI Bermuda in addition to treating other companies in the IGI group as “investments in affiliates” and so assesses the capital and solvency of the group as a whole. IGI Bermuda holds sufficient capital adequacy and solvency margins as mandated by the statutory capital requirements of the BMA.

IGI Bermuda holds a class 3B insurance license which is given to large commercial insurers with net written premiums written exceeding \$50 million. IGI Bermuda generated net written premiums of \$252.1 million, \$338.4 million and \$382.6 million in 2019, 2020 and 2021, respectively.

The Bermuda Insurance Act provides that the statutory assets of a general business insurer must exceed its statutory liabilities by an amount greater than the prescribed minimum margin of solvency (the “MSM”) which varies with the type of registration of the insurer under the Insurance Act.

For Class 3B licensed entities the MSM is the greater of:

- \$1 million;
- for insurers with net premium income (the “NPI”) of up to \$6 million, 20% of NPI, and for insurers with NPI of greater than \$6 million, the aggregate of \$1.2 million plus 15% of the amount by which NPI exceeds \$6 million;
- 15% of the aggregate of net loss and loss expense provisions and other general business insurance reserves; or
- 25% of the ECR (as defined below) as reported at the end of the relevant year.

As such, the MSM required of IGI was \$31.9 million, \$49.9 million and \$55.6 million in each of 2019, 2020 and 2021, respectively.

The BMA also requires Class 3B insurers to maintain an additional amount of statutory capital and surplus equal to, or exceeding, the enhanced capital requirement (“ECR”), which is established by reference to either the Bermuda Solvency Capital Requirement (the “BSCR”) or an approved internal capital model. The BSCR is calculated based on models provided by the BMA. The ECR required of IGI Bermuda was \$137 million, \$199.7 million and \$234.0 million in each of 2019, 2020 and 2021, respectively.

The BMA also established a target capital level (“TCL”) above the ECR which insurers are expected to hold at least in total equivalent to 120% of the ECR (“the Target Capital”). The TCL required of IGI Bermuda was \$164.4 million, \$239.6 million and \$280.8 million in each of 2019, 2020 and 2021, respectively.

IGI Bermuda’s audited statutory financial statements submitted to the BMA reflect the foregoing capital adequacy and solvency margin requirements, as well as IGI’s actual statutory capital surplus, which exceeded the BMA’s requirements by 244%, 180% and 161% in 2019, 2020 and 2021, respectively:

	Year Ended December 31		
	2021*	2020*	2019*
	<i>(\$ in millions)</i>		
BMA regulatory requirements			
Minimum Margin of Solvency (MSM)	55.6	49.9	31.9
Enhanced Capital Requirement (ECR)**	234.0	199.7	137.0
Target Capital Level (TCL)	280.8	239.6	164.4
IGI Bermuda’s statutory capital and surplus	377.5	359.2	333.6
Bermuda Solvency Capital Requirement Ratio	161	180	243
Headroom over TCL	96.7	119.6	169.2

* The 2019, 2020 and 2021 BSCR ratios were calculated using the BSCR’s new methodology and revised regulatory guidelines effective 1 January 2019. The 2021 ratio is based on IGI Bermuda’s unaudited statutory financial statements.

** The BMA has revised the BSCR model and rules for commercial insurers effective 1 January 2019. The revised capital charge approach was linearly graded in over three reporting years starting with our 2019 year end filing. In 2019, the ECR was increased by 33% of the difference between the old and revised BSCR methodologies, while for 2020 (being the second year of adopting the revised BSCR model), the ECR was increased by 66% of the difference between the two calculations and for 2021 (being the third year of adopting the revised BSCR model), the ECR was increased to be entirely in line with the new approach.

PRA requirements

IGI UK is subject to regulation by the UK Financial Conduct Authority (the “FCA”) and the UK Prudential Regulatory Authority (the “PRA”). The Solvency Capital Requirement (“SCR”) for IGI UK is governed by the Solvency II regime which sets rules governing the level and quality of capital held by an insurer and the capital requirements applicable to that firm.

The Solvency II measure of available capital (“Own Funds”) uses IFRS shareholders’ funds as a starting point and applies a number of specific adjustments prescribed under Solvency II. The primary adjustments reflect the fact that Solvency II is based on the principle of an economic balance sheet — outstanding reserves and associated reinsurance recoverables being considered on a discounted best-estimate basis. A full reconciliation between the Solvency II and IFRS bases is provided in the annual Solvency & Financial Condition Report published on IGI’s website (www.iginsure.com).

The Solvency II measure of required capital, the SCR, is calibrated using the Value at Risk (VaR) of the basic own funds of an insurance or reinsurance undertaking subject to a confidence level of 99.5% over a one-year period, with a minimum of €3.7 million. IGI UK has chosen the Solvency II Standard Formula (the “Standard Formula”) method to calculate its SCR.

IGI has assessed the appropriateness of the Standard Formula on both a qualitative and quantitative basis and considers it to provide an appropriate fit to the Company’s business and risk profile.

Specifically, the assessment confirms that the Standard Formula:

- captures the full scope of risks to which the Company is exposed and for which the holding of capital is an appropriate response;
- is sufficiently sensitive to future changes in the risk profile on both the asset and liabilities side of the balance sheet including the influence of outward reinsurance arrangements;

- has been applied in full with no application of undertaking specific parameters, simplifications or transitional measures; and
- is applied with an adjustment for the risk absorbing effect of technical provisions and deferred taxes.

The Standard Formula SCR and associated Solvency II Own Funds are recalculated at least quarterly and at other times in response to an actual or projected material change in the risk profile and the results reported in full to the Audit, Risk and Compliance Committee of the UK Board in addition to being communicated to the IGI Bermuda and IGI Holdings Boards.

The adequacy of the Company's Own Funds to meet the SCR is monitored on an ongoing basis and particularly in the event of an anticipated or actual material impairment in the level of Own Funds.

IGI UK's audited statutory financial statements submitted to the PRA reflect the foregoing capital adequacy and solvency margin requirements, as well as IGI UK's actual statutory capital surplus, which exceeded the PRA's requirements by 64% and 51% in 2019 and 2020, respectively. IGI UK's financial statements for the year ended December 31, 2021 also reflect the foregoing capital adequacy and solvency margin requirements, as well as IGI UK's actual statutory capital surplus, which exceeded the PRA's requirements by 57.5%.

MFSA requirements

Following its acquisition in June 2021, IGI Europe is subject to regulation by the Malta Financial Services Authority (the "MFSA"). The Solvency Capital Requirement (SCR) for IGI Europe is governed by the Solvency II regime which sets rules governing the level and quality of capital held by an insurer and the capital requirements applicable to that firm.

The Solvency II measure of required capital, the SCR, is calibrated using the Value at Risk (VaR) of the basic own funds of an insurance or reinsurance undertaking subject to a confidence level of 99.5% over a one-year period, with a minimum of €3.7 million. IGI Europe has chosen the Solvency II Standard Formula (the "Standard Formula") method to calculate its SCR.

IGI has assessed the appropriateness of the Standard Formula on both a qualitative and quantitative basis and considers it to provide an appropriate fit to the Company's business and risk profile.

Specifically, the assessment confirms that the Standard Formula:

- captures the full scope of risks to which the Company is exposed and for which the holding of capital is an appropriate response;
- is sufficiently sensitive to future changes in the risk profile on both the asset and liabilities side of the balance sheet including the influence of outward reinsurance arrangements;
- has been applied in full with no application of undertaking specific parameters, simplifications or transitional measures; and
- is applied with adjustment for the risk absorbing effect of technical provisions and deferred taxes.

The Standard Formula SCR and associated Solvency II Own Funds are recalculated at least quarterly and at other times in response to an actual or projected material change in the risk profile and the results are reported in full to the board of directors of IGI Europe in addition to being communicated to the board of directors of IGI and IGI Bermuda.

The adequacy of the Company's Own Funds to meet the SCR is monitored on an ongoing basis and particularly in the event of an anticipated or actual material impairment in the level of Own Funds.

IGI Europe's audited statutory financial statements submitted to the MFSA reflect the foregoing capital adequacy and solvency margin requirements, as well as IGI Europe's actual statutory capital surplus. IGI Europe's financial statements for the year ended December 31, 2021 also reflect the foregoing capital adequacy and solvency margin requirements, as well as IGI Europe's actual statutory capital surplus, which exceeded the MFSA's requirements by 183%.

Derivative Financial Liability

In connection with the consummation of our business combination with Tiberius, we issued 4,500,000 private warrants and 12,750,000 public warrants. We recognize the warrants as liabilities at fair value and adjust the instruments to fair value at each reporting period. The liabilities are subject to remeasurement at each balance sheet date until exercised, and any change in fair value is recognized in the Group's consolidated statement of income.

C. Research and Development, Patents and Licenses, etc.

We had no significant research and development policies or activities for the years ended December 31, 2019, 2020 and 2021. We do not have any patents or licenses that are material for conducting our business, except as described in this annual report.

D. Trend Information

Other than as disclosed elsewhere in this annual report, we are not aware of any trends, uncertainties, demands, commitments or events for the current fiscal year that will have a material effect on our net revenues, income, profitability, liquidity or capital reserves, or that caused the disclosed financial information to be not necessarily indicative of future operating results or financial conditions.

Investments

Our primary investment objectives are to maintain liquidity, preserve capital and generate a stable level of investment income. We purchase securities that we believe are attractive on a relative value basis and seek to generate returns in excess of predetermined benchmarks. Our investment strategy has historically been established by our investment team and has historically been approved by our board of directors. The strategy is comprised of high-level objectives and prescribed investment guidelines which govern asset allocation. In accordance with our investment guidelines, we maintain certain minimum thresholds of cash, short-term investments, and highly-rated fixed maturity securities relative to our consolidated net reserves and estimates of probable maximum loss exposures at the 1 in 100 year threshold to provide necessary liquidity in a wide range of reasonable scenarios. As such, we structure our managed cash and investment portfolio to support policyholder reserves and contingent risk exposures with a liquid portfolio of high quality fixed-income investments with a comparable duration profile.

We manage most of our investment portfolio in-house, with the exception of approximately \$21.5 million which is managed by a third party investment advisor. Our investment team is responsible for implementing the investment strategy as set by the investment committee of the board of directors and routinely monitors the portfolio to ensure that these parameters are met.

The fair value of our investments, cash and cash equivalents and restricted cash as of December 31, 2021 and December 31, 2020 was as follows:

Asset Description	Fair Value	
	December 31, 2021	December 31, 2020
	<i>(\$ in millions)</i>	
Fixed income securities	420.9	393.6
Fixed and call deposits	305.9	205.4
Cash at banks and held with investments managers	116.2	100.3
Equities	34.9	34.6
Real estate	22.0	31.6
Alternative funds	14.4	9.8
Total	914.3	775.3

The following table shows the distribution of bonds and debt securities with fixed interest rates according to the international rating agencies' classifications as of December 31, 2021:

Rating Grade	Bonds	Unquoted Bonds	Total
		<i>(\$ in millions)</i>	
AAA	3.3	—	3.3
AA.....	20.8	—	20.8
A	220.3	—	220.3
BBB.....	166.8	—	166.8
BB.....	7.0	—	7.0
B	0.2	—	0.2
Not Rated	—	2.5	2.5
Total	418.4	2.5	420.9

The following table summarizes our investment results as of December 31, 2021, 2020 and 2019:

	Year Ended December 31		
	2021	2020*	2019
	<i>(\$ in millions, unless otherwise specified)</i>		
Average investments, at cos ⁽¹⁾	826.5	667.0	543.4
Average investments and cash portfolio excluding cash and bank balances, at cost	665.9	525.5	418.3
Total investment income ⁽²⁾	8.7	8.5	13.0
Percent earned on average investments ⁽³⁾	1.1%	1.3%	2.4%
Minus Realized gain/(losses) on investments ⁽⁴⁾	0.3	1.2	0.3
Minus Realized gain (loss) on investment properties	—	(0.2)	0.7
Minus Unrealized gain/(losses) on investments ⁽⁵⁾	3.1	(0.2)	1.6
Minus Fair value gain (loss) on investment properties	(1.3)	(2.0)	(0.3)
Minus Expected credit losses on investments ⁽⁶⁾	(0.2)	(0.3)	—
Minus Share of loss from associates	(7.3)	(1.5)	(0.4)
Total investment income, net⁽⁷⁾⁽⁹⁾	14.1	11.5	11.1
Investment yield (a) ⁽⁸⁾	1.7%	1.7%	2.0%
Investment yield (b) ⁽⁹⁾	2.1%	2.2%	2.7%

- (1) Includes investments, investment properties, investments in associates, cash and bank balances and term deposits.
- (2) Total investment income is comprised of income from interest, dividends, gains and losses from investments and investment properties, change in the unrealized investment gains/losses, fair value gains/losses on investment property, share of profit from associate companies in the business of commercial leasing, impairments and expected credit losses on investments and investment custodian fees and other investment expenses.
- (3) Reflects total investment income divided by average investments at cost.
- (4) Net realized gains and losses on investments is comprised of realized gains and losses on the sale of bonds at fair value through other comprehensive income, plus fair value changes of financial assets at fair value through profit and loss.
- (5) Unrealized gains (losses) on investments includes unrealized losses on revaluation of financial assets at fair value through profit and loss.
- (6) Expected credit losses on investments include an allowance for expected credit losses (ECLs) for debt instruments not held at fair value through profit or loss.
- (7) Represents net investment income and share of profit (loss) from associates, net of (1) net realized gains (losses) on investments, (2) realized gains (losses) on investment properties, (3) unrealized gains (losses) on investments, (4) fair value gains (losses) on investment properties, (5) expected credit losses on investments, and (6) share of profit (loss) from associates.
- (8) Represents total investment income, net divided by average investments at cost.
- (9) Represents total investment income, net divided by average investments and cash portfolio excluding cash and bank balances, at cost.

For comparison, the following are the coupon returns for the Barclays U.S. Aggregate Bond Index and the dividend returns for the S&P 500® Index:

	As of December 31		
	2021	2020	2019
		%	
Barclays US Aggregate Bond Index	2.4	2.8	3.2
S&P 500® Index (dividend return)	1.3	1.5	2.6

The cost or amortized cost and carrying value of our fixed-maturity investments as of December 31, 2021 is presented below by contractual maturity. Actual maturities could differ from contractual maturities because borrowers may have the right to call or prepay certain obligations with or without call or prepayment penalties.

	As of December 31, 2021	
	Cost	Carrying Value
	<i>(\$ in millions)</i>	
2022	43.9	44.5
2023	27.0	27.3
2024	51.4	51.7
2025	78.4	78.6
2026	89.8	89.7
2027	25.6	26.4
2028	22.9	23.4
2029	24.2	24.3
2030	6.1	6.2
2031	10.9	10.8
2032	2.0	2.0
2033	0.1	0.1
After 2033	34.2	35.9
Total	416.5	420.9

Reinsurance

We follow customary industry practice of reinsuring a portion of our exposures in exchange for paying reinsurers a part of the premiums received on the policies we write. Our reinsurance program enhances the quality of our core operations by reducing exposure to potential catastrophe and other high severity losses, limiting volatility in underwriting performance, and providing us with greater visibility into our future earnings. Although reinsurance does not legally discharge an insurer from its primary liability for the full amount of the policies, it does make the assuming reinsurer liable to the insurer to the extent of the reinsurance coverage. We monitor the financial condition of our reinsurers and place our coverages only with generally financially sound carriers. Reinsurance coverage and retentions vary depending on the line of business, location of the risk and nature of loss. Our reinsurance purchases include the following:

- Property reinsurance treaties — We purchase property reinsurance to reduce our exposure to large individual property losses and catastrophe events. The following is a summary of significant property reinsurance treaties in effect as of July 1, 2021. Our property per risk reinsurance generally covers losses between an average entry point in excess of \$8.75 million up to \$35.0 million PML. PML error is purchased beyond this limit for a further \$47.5 million. Our catastrophe reinsurance purchase is \$80.0 million with a reinstatable limit above an entry point of \$10.0 million.

- Casualty reinsurance treaties — We purchase casualty reinsurance to reduce our exposure to large losses. A significant treaty is in effect as of January 1, 2022 providing us with two layers of protection. The 1st layer provides coverage for losses in excess of \$2.5 million and is 35% placed, and the 2nd layer provides coverage for losses in excess of \$5 million and is 80% placed. In addition, we place further reinsurance of 20% on a Quota Share basis for London office written personal injury policies and London/Bermuda office issued director and officer policies.
- Other reinsurance — Depending on the operating unit, we purchase specific additional reinsurance to supplement the above programs.

Our reinsurance strategy is generally driven by our objective to maximize risk adjusted returns and informed by our capital position and cost of reinsurance coverage. We buy property reinsurance to reduce exposure to large individual property losses and catastrophe events. We buy casualty reinsurance to reduce exposure to large liability losses. We purchase facultative and other reinsurance to balance our book of business and optimize our returns. We monitor the reinsurance market closely and at times will cede a greater proportion of our premiums if the availability and cost of reinsurance improves the overall risk and profitability profile of our business. Conversely, when the reinsurance markets are less attractive, we will seek to retain a greater portion of the premiums we write. Our reinsurance purchasing strategy impacts our financial results as our net premiums may increase or decrease depending on our reinsurance program.

We buy our casualty reinsurance on a “risk attaching” basis. Under risk attaching treaties, all claims from policies incepting during the year of the reinsurance contract are covered even if they occur after the expiration date of the reinsurance contract. If we are unable to renew or replace our existing reinsurance coverage, protection for unexpired policies would remain in place until their expiration. In such case, we could revise our underwriting strategy for new business to reflect the absence of reinsurance protection. Property catastrophe reinsurance is generally placed on a “losses occurring basis,” whereby only claims occurring during the year are covered. If we are unable to renew or replace these reinsurance coverages, unexpired policies would not be protected, and therefore we would seek to purchase run off coverage.

Reinsurance Recoverables

At December 31, 2021, approximately 91.6% of IGI’s reinsurance recoverables on unpaid losses (not including ceded unearned premiums) of \$182.3 million were due from carriers which had an A.M. Best rating of “A-” or better. The largest reinsurance recoverables from any one carrier was approximately 10.0% of total shareholders’ equity available to IGI at December 31, 2021.

The following table shows our top 5 reinsurers as of December 31, 2021, their credit rating as of December 31, 2021, and the reinsurance recoverable from such reinsurers as of both December 31, 2021 and December 31, 2020 (dollars in millions):

Reinsurer	Rating	Reinsurance Recoverable at December 31, 2021	Reinsurance Recoverable at December 31, 2020
Hannover Re. – Germany	A+	\$ 40.3	\$ 30.2
Argo Re – Bermuda	A-	\$ 12.4	\$ 14.4
General Insurance Corporation of India – India	B++	\$ 9.8	\$ 13.1
Swiss Re Europe S.A. – Germany	A	\$ 8.5	\$ 4.1
Transatlantic Reinsurance Company – UK.	A	\$ 8.2	\$ 6.4
Total		\$ 79.2	\$ 68.2

Reserves

To recognize liabilities for unpaid losses,² both known or unknown, insurers establish reserves, which is a balance sheet account entry representing estimates of future amounts needed to pay claims and related expenses with respect to insured events which have occurred. Estimates and assumptions relating to reserves for net claims and claim adjustment expenses are based on complex and subjective judgments, often including the interplay of specific uncertainties with related accounting and actuarial measurements. Such estimates are susceptible to change. For example:

- At the time of loss information available regarding the circumstances and the extent of a loss may not be fully known.
- It may not be clear whether the circumstances of a loss are covered.
- If a legal decision is required to resolve coverage this may take many years.
- The actions the insured takes to remediate the loss may affect the eventual loss amount (favorably or unfavorably).
- For this purpose, the term “loss” refers to a claim and the direct costs associated with claims settlement. Except where specific reference to the costs associated with claims settlement is made, the term “claim” and “loss” are used interchangeably.
- The availability of replacement parts, skilled labor, access to the loss site and the speed at which repairs can be undertaken may not be known for some time and may be subject to change.
- It may be many years before the occurrence of a loss becomes known.
- Where claims take a long time to settle new information, changes in circumstances, legal decisions, rates of exchange and economic conditions (particularly claims inflation) may affect the value and validity of claims made.

When a claim is reported, a member of the claims team will establish a “case reserve”. The case reserve will represent an estimate of the expected settlement amount and will be based on information about the specific claim at that time. The estimate represents an informed judgment based on general industry reserving practices, the experience and knowledge of the claims handler and practices of the claims team. If insufficient information is available, the claims handler may be unable to establish an estimate and will seek further information that will allow an informed estimate to be established. Claims reserves are also established to provide for:

- losses incurred but not reported to the insurer (“pure IBNR”);
- potential changes in the adequacy of case reserves (“Incurred But Not Enough Reported” or “IBNER”); and
- the estimated expenses of settling claims, including both:
 - Allocated Loss Adjustment Expenses: claims specific costs (such as legal, loss adjuster fees); and
 - Unallocated Loss Adjustment Expenses: other general expenses (such as the costs of maintaining the claims handling function).

The timing of our results depends in large part on the extent to which the development and settlement of claims and reinsurance recoveries are consistent with the assumptions used to establish reserves. If expectations for and/or the actual cost of settlement increase or the timing of reporting and/or settlement changes, then we face the risk that the reserves in our financial statements may be inadequate and need to be increased. In this event an increase in reserves would cause a reduction in our profitability and could result in operating losses and a reduction of capital.

² The term “loss” refers to a claim and the direct costs associated with claims settlement. Except where specific reference to the costs associated with claims settlement is made, the term “claim” and “loss” are used interchangeably.

The Reserving Committee

The reserving committee is responsible to the board of directors for the governance of the reserving process and for the recommendation of the quantum of claims reserves to be booked. The committee includes members of senior management who represent the underwriting, claims, outward reinsurance and finance departments. The committee meets quarterly and agrees the carried reserve for each product line. Key inputs to the committee include but are not limited to the quarterly actuarial reserve review, presented by the Group Chief Actuary, and discussions with the heads of claims, reinsurance and underwriting. The committee also considers findings of external actuarial reviews.

External (independent) Actuarial Review

Independent reviews of IGI's reserves have been undertaken by a third party actuarial consultancy since 2009. At present these reviews are undertaken every six months.

We undertake statutory submissions to the Bermuda Monetary Authority. An actuarial opinion is required to support the annual return. This opinion and the actuarial review of reserves supporting this opinion is undertaken by an independent, 'big four' actuarial consultant.

Actuarial Review

In preparation for the recommendations to the reserving committee, our actuarial team undertakes a review of the reserves each quarter using a range of widely accepted actuarial methodologies and additional approaches as appropriate. The reserving process utilizes proprietary and commercially available actuarial models. Our experience is augmented by comparison to industry loss development patterns and other information.

Reserves are not an exact calculation of liability, but rather are estimates of the expected cost of settling claims. This process relies on the assumption that past experience, adjusted for the effects of current developments and anticipated trends, is an appropriate basis for projecting future claims development. The estimates are based on actuarial and statistical projections of facts and circumstances known at the time of the review, estimates of trends in claim frequency, severity and other variable factors, including new bases of liability and general economic conditions. These variables can be affected by many factors, including internal and external events, such as changes in claims handling procedures, economic inflation, foreign currency movements, legal trends, legislative decisions and changes and the recognition of new sources of claims.

Potentially, claims may emerge, particularly claims arising from changes in the legal and regulatory environment, the type or magnitude of which we are unable to predict.

Reserves for inward reinsurance may be subject to greater uncertainty than for insurance primarily because, as a reinsurer, we rely on (i) the original underwriting decisions made by ceding companies and (ii) information and data provided by the ceding companies. As a result, we are subject to the risk that our ceding companies may not have adequately evaluated the risks reinsured by us and the premiums ceded may not adequately compensate us for the risks we assume. In addition, reinsurance reserves may be less reliable than insurance reserves because of the greater scope of losses underlying reinsurance claims, limitations on information provided and the generally longer lapse of time from the occurrence of the event to the reporting of the loss to the reinsurer and its settlement.

The estimation of adequate reserves is more difficult and thus more uncertain for claims arising from "long-tail" policies, under which claims may not be paid until substantially beyond the end of the policy term. The estimation of such liabilities is subject to many complex variables, including the current legal environment, specific settlements that may be used as precedents to settle future claims, assumptions regarding trends with respect to claim frequency and severity, issues of coverage and the ability to locate defendants. Additional uncertainty also arises from the relative lack of development history which also limits the scope of experience on which estimates are based. This is partially mitigated by the use and monitoring against market benchmarks.

While every effort is made to ensure we are reserved appropriately, changes in trends and other factors underlying our reserve estimates could result in our reserves being inadequate. Because setting reserves is inherently uncertain, we cannot provide assurance that our current reserves will prove adequate considering subsequent events. If our loss reserves are determined to be inadequate, we will be required to increase our reserves at the time with a corresponding reduction in our net income for that year. Such adjustments could have a material adverse effect on our results and our financial condition.

Actuarial Methodologies

The main methodologies used to project claims to ultimate include resolution but are not limited to:

Chain Ladder Method: Using a development triangle³ of cumulative claims amounts, a set of incremental development factors are calculated. The development factor is equal to the ratio of the cumulative claims at each development period to that at the previous development period. These development factors are then applied to the most recent data point in the triangle to project the current claims to ultimate resolution.

In selecting appropriate development factors, a number of important considerations are made which require actuarial judgement. These include, but are not limited to, the following general principles:

- Periods of larger claims volume and more mature development provide more credibility and should be given a larger weighting.
- Typical claims development would generally expect to show a smooth and monotonically decreasing incremental pattern from period to period.
- Trends of the individual factors within each development, origin period and calendar year within the triangle are evaluated.
- The relevance of historical experience from older accident years used in projecting the future development of more recent accident years must be considered given changes in the mix of business, claims settlement processes, reinsurance protections and claims inflation within a class of business over time.
- Whether claims development is expected to continue beyond the period over which we have historic data available must be considered.

Where the credibility of the experience is considered insufficient to enable the selection of development factors thought to be representative of future claims development, a relevant market benchmark pattern may be considered, where available. Such patterns could be drawn from published industry information (e.g. LMA Lloyd's triangles, ABI or broker industry sector studies) and/or the actuary's own wider market experience. They would then be adjusted as far as is practicably possible and proportionate to the materiality of the business to capture known and expected differences in the development characteristics between the benchmark and class of business modelled.

Initial Expected Loss Ratio ("IELR") Method: This method estimates ultimate claims for each line of business and origin period to be equal to an IELR multiplied by the expected ultimate premium. The unpaid (IBNR) claims is the difference between these estimates and the current paid (or case reported) claims.

The IELRs are derived for each line of business as part of the business planning process. Where relevant and credible data is available, a "bridging" process is used to inform the selection of the IELRs and itself divides each IELR into the following components:

- Small Losses (individual losses below a specified threshold);
- Large Risk Losses (risk losses greater than a specified threshold);
- Modelled Catastrophe Losses (losses arising from perils in countries modelled by our natural catastrophe modelling software, currently RMS); and
- Non-Modelled Losses.

The modelling process first considers the IELRs gross of outward reinsurance and then derives the anticipated outward reinsurance recoveries resulting from the gross assumptions. The reinsurance program is modelled within a capital modelling package (currently Reynolds Porter Chamberlain's Tyche).

³ Development triangle means values (in this case, cumulative paid or case reported claims) organized by year of origin (typically the applicable accident year) and development period (typically the number of quarters since the commencement of the original period).

The aim of the bridging process is to restate trended and developed experience for each past year as if it was the experience in the underwriting year. Then the accident year loss ratios are derived by unwinding the underwriting year results by half a year. This restatement involves:

- For premiums: Estimating the premium that would be charged for the same group of risks (to the extent that sufficient information and time allows this will consider real rate changes, changes in the mix of business, line sizes, attachment points and limits).
- For claims: Modifying past claims amounts for claims inflation, changes in coverage, line size and limits (to the extent that sufficient information and time allows this will consider claims inflation, changes in the mix of business, line sizes, attachment points and limits).

With the exception of Modelled Losses, an IELR is selected using a credibility-weighted average of the as-if'd, trended and developed loss ratios. The IELR for Modelled Losses are taken as being equal to a judgmental average of the loss ratio derived from the Average Annual Loss ("AAL"), from IGI's Natural Catastrophe model, and the as-if'd, trended and developed loss ratios for Modelled business experienced historically.

Bornhuetter-Ferguson ("BF") method: This method is a blend of the Chain Ladder and IELR methods. Estimates can be made based on both paid claims and case reported claims.

- For paid claims: The BF paid estimate is equal to the paid claims plus the IELR Method ultimate claims multiplied by the expected percentage estimated to be unpaid (derived from the paid claims Chain Ladder Method).
- For case reported claims: The BF case reported estimate is equal to the case reported claims plus the IELR Method ultimate claims multiplied by the expected percentage estimated to be unreported (derived from the case reported claims Chain Ladder Method).

Other Methodologies: Additional exposure-based methodologies may be used where enough information is available and the materiality of the business, claims or the potential exposures involved are not adequately captured in a development triangle. Examples include:

- large exposures to known natural catastrophes (such as hurricanes, earthquakes and flood);
- large exposures to specific risk losses; and
- long-tailed low frequency, high severity classes.

Reserve for Unallocated Loss Adjustment Expenses ("ULAE")

ULAE amounts are expenses arising from administering claims that are not directly attributable to individual claims. These include claims department salaries, an apportionment of the utilities, computer depreciation, office buildings depreciation, IT software expenses and investment expenses (Solvency II only) and the outward reinsurance department salaries. IGI expresses ULAE as a percentage of the gross unpaid reserves (case estimates and IBNR). IGI estimates ULAE reserves using methods that include but are not limited to:

- *Claims staffing Method:* This methodology assumes that the ULAE expenditures track in proportion with the number of claims processed, by way of:
 - New claims reported during each calendar year.
 - Claims remaining open at the end of each calendar year.
 - Claims closed during each calendar year.
- *Paid-to-Paid ratio:* This method assumes that the historic ratio of ULAE to claims paid is consistent and that future ULAE is proportional to the unpaid claims.
- *The Kittle Ratio:* This method is similar to the Paid-to-Paid method, but assumes that future ULAE is proportional to the value of claims reported and claims settled.

Ceded Reinsurance and Net IBNR

The outward reinsurance department determines outward reinsurance recoveries arising on case reported claims each month end by the application of the outwards program.

Reserves for outward reinsurance recoveries on estimated IBNR claims are determined by the application of reinsurance recovery (“RI”) ratios to the estimated gross IBNRs. This process is undertaken by line of business and by year. The derivation of the RI ratio considers each type of reinsurance (Facultative, Proportional Treaty and Excess of Loss Treaty) separately. Broadly speaking, estimates of the RI ratio develops over time, commencing at the business plan assumption (for each reinsurance type) and ending-up as the ratios experienced. Between these times, an approximate subdivision of IBNR is made between pure IBNR and IBNER. The RI ratio applicable to pure IBNR being the business plan assumption and to the IBNER being a judgmental selection based on the ratio currently experienced.

Reserving Results & Development

As paid and incurred claims experience develop, our reserves are adjusted depending on how the actual development compares to that expected. This forms part of the regular reserving process, with the adequacy of reserves reviewed on a quarterly basis. If the claims experience is positive relative to expectations, the excess reserve is released in the year under review. Conversely, reserve deficiencies result in a negative charge to the current year profits.

The following table provides a reconciliation of the beginning of year and end of year reserves for the financial years 2019 to 2021 and demonstrates the reserve surplus and deficiencies recognized over this year.

IGI Booked Reserves

<i>(\$) in millions</i>	Year Ended December 31		
	2021	2020	2019
Net outstanding claims at beginning of year	\$ 304.8	\$ 236.8	\$ 196.8
Net provision for claims and claims expenses:			
Claims occurring during the current year	192.3	157.8	124.4
Provided during the year related to prior accident years	(16.1)	(6.1)	(6.3)
Total	\$ 481.0	\$ 388.5	\$ 314.9
Net payments for claims			
Current year	16.1	13.1	15.5
Prior year	71.2	70.7	62.6
Total	\$ 87.3	\$ 83.8	\$ 78.1
Gross Case Reserves, IBNR and ULAE	575.9	492.3	413.0
Ceded Case Reserves, IBNR & ULAE	(182.3)	(187.5)	(176.2)
Provided during the year related to prior Net outstanding claims	\$ 393.6	\$ 304.8	\$ 236.8

The following table sets out our claims reserving provisions including ULAE as of December 31, 2020 and as of December 31, 2021:

Change in Case Reserves, IBNR and ULAE

<i>(\$) in millions</i>	As of December 2021	As of December 2020	Difference
Gross Reported Case Reserve	\$ 306.9	\$ 312.4	\$ (5.5)
Reinsurance Reported Case Reserve	\$ 120.3	\$ 160.4	\$ (40.1)
Net Reported Case Reserve	\$ 186.6	\$ 152.0	\$ 34.6
Net IBNR Reserves & ULAE	\$ 207.0	\$ 152.8	\$ 54.2
Net outstanding claims	\$ 393.6	\$ 304.8	\$ 88.8

During the year ended December 31, 2019, net ultimate losses for accident year 2018 and prior years decreased by \$6.3 million. This decrease reflected an increase of incurred claims of \$37.1 million and a reduction in IBNR of \$43.4 million. The decrease was driven by favorable movement mainly in the energy, marine, ports & terminals and financial institutions lines of businesses. During this period, IGI experienced an increase in case estimates (i.e. unfavorable movement) in the property, casualty and political violence lines of business. Ultimate claims for property increased by \$4.1 million, mainly driven by two late reported bordereaux claims, increase in the net amount incurred for Hurricane Michael in the amount of \$0.8 million and one large claim from the 2018 accident year. Estimates for ultimate claims increased for IGI's casualty line of business in the amount of \$1.5 million, mainly driven by the deterioration across three large claims in the 2018 accident year. Ultimate claims for political violence increased by \$1.7 million mainly related to one large claim from the 2018 accident year.

During the year ended December 31, 2020, net ultimate losses for accident year 2019 and prior years decreased by \$6.1 million. This decrease reflected an increase of incurred claims of \$41.7 million and a reduction in IBNR of \$47.8 million. The decrease was driven by favorable movement in the inward reinsurance, energy, political violence and financial institutions lines of businesses. During the same period, IGI experienced an increase in case estimates (i.e. unfavorable movement) in the property, casualty and engineering lines of business. Ultimate claims for property increased by \$3.7 million driven by two late unfavorable movements with respect to the 2018 and 2019 accident years. Estimates for ultimate claims increases for casualties in the amount of \$1.5 million related to the greater than expected claims development on the 2017 and 2018 binder years.

During the year ended December 31, 2021, net ultimate losses for accident year 2020 and prior years decreased by \$16.1 million. This decrease reflected an increase of incurred claims of \$66.7 million and a reduction in IBNR including ULAE of \$82.8 million. The decrease was driven by favorable experience across each of IGI's lines except for the engineering, surety, marine and downstream energy lines of business. Ultimate claims for engineering increased by \$7.6 million driven by an unfavorable movement of one claim with respect to the 2018 accident year. Estimates for ultimate claims increased for downstream energy in the amount of \$3.9 million mainly related to the 2020 Puerto Rico earthquake. Estimates for surety and marine increased by \$2.8 million and \$1.0 million respectively related to greater than expected claims developments for 2019 and 2020 accident years.

Reserve releases/strengthening.

Best Estimate: IGI's actuarial recommended reserve is a "best estimate" of the outstanding (unpaid) claims liabilities (the Actuarial Best Estimate). This is intended to represent the mathematical expected value of the distribution of reasonably foreseeable outcomes of the unpaid liabilities. The best estimate does not knowingly contain any prudence or bias in either direction. While the estimates are likely to change as future experience emerges, any changes would only arise as a result of experience being better or worse than current expectations, or from changes in our view of the market. These changes will not be as a result of gradual release of implicit or explicit margins as our results contain no margins.

Booked Reserves: The reserving committee is responsible to the board of directors for the governance of the reserving process and for the recommendation of the quantum of claims reserves to be booked. Key inputs to the committee include but are not limited to the quarterly Actuarial Reserve Review, presented by the Group Chief Actuary, discussions with the heads of claims, reinsurance and underwriting and findings of external actuarial reviews. The booked reserves may differ from the actuarial best estimate.

Time value of money: As of the date of this annual report, the reserves (determined under IFRS 4) make no explicit allowance for the time value of money (i.e. reserves are not discounted)

Reserve Strengthening/Reserving Release: Reserve strengthening is the term used when the reserves established previously are no longer considered sufficient and are increased. The reserve strengthening will give rise to a charge against profits during that reporting year, reducing the profit for that year, possibly giving rise to an overall loss. Reserve release has the opposite effect.

The table below indicates that during each of the years ended December 31, 2019, 2020 and 2021, IGI has recorded reserving releases (item (C)).

Increases in Reserves/Decreases in Reserves: The size of reserves is determined by many factors. Key drivers that cause increases in the volume of reserves held include:

- An increase in the volume of business written;
- A change in the mix of business written toward business that takes a longer period to settle;
- Incidence of large risk or natural catastrophes; and
- Reserve strengthening.

As of December 31, 2019, 2020 and 2021, IGI had \$107.3 million, \$152.8 million and \$207.0 million of incurred but not reported (IBNR) loss reserves including ULAE, respectively, net of reinsurance.

Change in IGI Booked Net IBNR & ULAE

(\$ in millions)	Year Ended December 31		
	2021	2020	2019
Carrying balance of IBNR Reserves in Balance Sheet beginning balance (A)	\$ 152.8	\$ 107.3	\$ 81.2
Subsequent Movement in Following Financial year:			
IBNR Reserves moved to Incurred Reserves (B)	(66.7)	(41.7)	(37.1)
IBNR Reserves strengthening/release pertaining to prior years (C)	(16.1)	(6.1)	(6.3)
IBNR Reserves added for new accident year (D)	137.0	93.3	69.5
Net charge to P/L (B+C+D) = (F)	<u>\$ 54.2</u>	<u>\$ 45.5</u>	<u>\$ 26.1</u>
Carrying balance of IBNR Reserves in Balance Sheet ending balance (A+F)	<u>\$ 207.0</u>	<u>\$ 152.8</u>	<u>\$ 107.3</u>

The table below shows the development of IGI's net ultimate losses and loss adjustment expenses by accident year.

(\$ in millions)	Initial	1+	2+	3+	4+	5+	6+	7+	8+	9+	10+	11+	Net Premiums
													Earned
2010	71.4	63.5	62.0	58.9	58.2	60.1	58.6	58.7	58.5	58.6	58.5	58.9	97.7
2011	76.2	60.6	59.6	60.7	62.3	59.8	60.3	58.1	57.3	57.4	57.4		119.3
2012	100.1	88.1	78.1	81.5	77.3	77.8	76.8	71.6	71.6	71.7			148.4
2013	123.6	121.7	120.6	117.1	109.5	107.7	107.6	107.3	107.1				180.6
2014	115.9	90.1	79.2	73.3	70.1	66.8	65.6	65.5					189.5
2015	92.9	87.0	79.8	75.3	73.1	72.6	71.9						155.8
2016	98.8	94.1	90.1	85.4	89.2	89.2							157.9
2017	110.3	117.2	116.4	113.9	112.0								146.7
2018	94.3	105.0	108.5	113.0									183.3
2019	124.4	115.7	100.1										215.5
2020	157.8	155.6											283.5
2021	192.3												345.2

For additional information about our reserves and reserves development, see Note 7 to IGI's consolidated financial statements included elsewhere in this annual report.

Effects of Inflation

Inflation may have a material effect on our consolidated results of operations by its effect on interest rates and on the cost of settling claims. The potential exists after a catastrophe or other large property loss for the development of inflationary pressures in a local economy as the demand for services, such as construction, typically surges. The cost of settling claims may also be increased by global commodity price inflation. We take both these factors into account when setting reserves for any events where we think they may be material.

Our calculation of reserves for net claims and claim adjustment expenses in respect of casualty business includes assumptions about future payments for settlement of claims and claims-handling expenses, such as medical treatments and litigation costs. To the extent inflation causes these costs to increase above reserves established for these claims, we will be required to increase our loss reserves with a corresponding reduction in earnings. The actual effects of inflation on our results cannot be accurately known until claims are ultimately settled.

In addition to general price inflation, we are exposed to a persisting long-term upwards trend in the cost of judicial awards for damages. We take this into account in our pricing and reserving of casualty business. We also take into account the projected impact of inflation on the likely actions of central banks in the setting of short-term interest rates and consequent effects on the yields and prices of fixed interest securities. If inflation, interest rates and bond yields increase, this would result in a decrease in the market value of certain of our fixed interest investments. See *“Risk Factors — Risks Relating to Our Business and Operations — Our results of operations, liabilities and investment portfolio may be materially affected by conditions impacting the level of interest rates in the global capital markets and major economies, such as central bank policies on interest rates and the rate of inflation.”*

E. Critical Accounting Estimates

The preparation of our consolidated financial statements requires management to make judgements, estimates and assumptions that affect the reported amounts of revenues, expenses, assets and liabilities, and the accompanying disclosures, and the disclosure of contingent liabilities. Uncertainty about these assumptions and estimates could result in outcomes that require a material adjustment to the carrying amount of assets or liabilities affected in future periods.

Judgements

In the process of applying our accounting policies, management has made the following judgements, apart from those involving estimations, which have the most significant effect in the amounts recognized in the consolidated financial statements.

Classification of investments

We classify all our financial assets based on the business model for managing the assets and the asset’s contractual terms. The categories include (1) amortized cost, (2) FVOCI and (3) FVTPL.

Estimates and assumptions

The key assumptions concerning the future and other key sources of estimation uncertainty at the reporting date, that have a significant risk of causing a material adjustment to the carrying amounts of assets and liabilities within the next financial period, are described below. We based our assumptions and estimates on parameters available when the consolidated financial statements were prepared. Existing circumstances and assumptions about future developments, however, may change due to market changes or circumstances arising that are beyond our control. Such changes are reflected in the assumptions when they occur.

Valuation of investment properties

Investment properties amounted to \$16.3 million as at 31 December 2021 (2020: \$20.0 million) and are stated at fair value. Management has determined the fair value and in doing so has considered valuation performed by a third-party specialist. The valuation model used was in accordance with that recommended by the International Valuation Standards Committee. The investment properties are valued using the sales comparison approach. Under the sales comparison approach, a property’s fair value is estimated based on comparable transactions. The sales comparison approach is based upon the principle of substitution under which a potential buyer will not pay more for the property than it will cost to buy a comparable substitute property. The unit of comparison applied by the Group is the price per square meter (sqm).

Valuation of investment properties of the associates

Investment in associates amounted to \$5.7 million as at 31 December 2021 (2020: \$11.6 million). The associates’ main business is investing in investment properties located in Beirut, Lebanon. The investment properties of the associates are stated at fair value determined by management. In doing so, management has considered valuation performed by third party specialist using the sales comparison approach. The real estate market in Lebanon has changed significantly since the onset of the financial crisis that affected the country. Due to the relatively limited information available under the prevailing market conditions, and as a result of artificial demand created by investors outside the professional real estate development industry, who primarily aim to divest from cash assets into more

secure holdings, prices found on the market are uncertain. Furthermore, since the majority of property owners are only accepting payments in US Dollars and not in local Lebanese currency, demand for commercial buildings has dropped considerably. Accordingly, prices found on the market at year end 2021, including achieved sales prices, are only indicative and may not hold if the market were to be corrected.

Valuation of insurance contract liabilities

Considerable judgement by management is required in the estimation of amounts due to contract holders arising from claims made under insurance contracts. Such estimates are necessarily based on assumptions about several factors involving varying, and possibly significant, degrees of judgement and uncertainty and actual results may differ from management's estimates resulting in future changes in estimated liabilities.

In particular, estimates have to be made for both the expected ultimate cost of claims reported and the expected ultimate cost of claims incurred but not yet reported (IBNR) at the consolidated statement of financial position date. The primary technique adopted by management in estimating the cost of notified and IBNR claims, is that of using past claim settlement trends to predict future claims settlement trends. Claims requiring court or arbitration decisions are estimated individually. Independent loss adjusters normally estimate property claims. Management reviews its provisions for claims incurred, and claims incurred but not reported, on a quarterly basis.

Similar judgements, estimates and assumptions are employed in the assessment of adequacy of provisions for unearned premiums. Judgement is also required in determining whether the pattern of insurance service provided by a contract requires amortization of unearned premiums on a basis other than time apportionment.

Total carrying amount of insurance contract liabilities as at period ended December 31, 2021 was \$575.9 million (2020: \$492.3 million). As at December 31, 2021, gross incurred but not reported claims (IBNR) amounted to \$269.0 million (2020: \$179.9 million) out of the total insurance contract liabilities.

Expected credit loss for insurance receivables

We use a provision matrix to calculate ECLs for insurance receivables. The provision rates are based on days past due for groupings of various policy holder's segments that have similar loss patterns.

The provision matrix is initially based on our historical observed default rates. We will calibrate the matrix to adjust the historical credit loss experience with forward-looking information. For instance, if forecast economic conditions (i.e., gross domestic product) are expected to deteriorate over the next period which can lead to an increased number of defaults in the sector, the historical default rates are adjusted. At every reporting date, the historical observed default rates are updated and changes in the forward-looking estimates are analyzed.

The amount of ECLs is sensitive to changes in circumstances and of forecast economic conditions. Our historical credit loss experience and forecast of economic conditions may also not be representative of policy holder's actual default in the future.

In our ECL models, we rely on a range of forward-looking information as economic inputs, such as (1) real GDP growth by region and (2) projected GDP growth by region.

In determining impairment of financial assets, judgement is required in the estimation of the amount and timing of future cash flows as well as an assessment of whether the credit risk on the financial asset has increased significantly since initial recognition and incorporation of forward-looking information in the measurement of ECL.

We consider insurance receivables in default when contractual payments are 360 days past due, and in doing so management considers but does not depend only on the age of the relevant accounts receivable. The adequacy of our past estimates as well as the high turnover ratio of receivables are also considered as main factors in evaluating the collectability of insurance receivables, especially in regions where we have experienced historical trends of slow collection such as the Middle East and Africa. Even in such regions, however, we typically ultimately recovered the due premiums in full.

We have in place credit appraisal policies for written business. We monitor and follow up on receivables for insurance transactions on an ongoing basis. Wherever, as a result of this formal chasing process, management determines that the settlement of a receivable is not probable, a notice of cancellation (NOC) will be issued within 30 – 60 days from the premium past due date. If the premium due is not paid within the NOC period, the insurance policy will be cancelled ab initio.

We do not pay claims on policies where the policyholder is past due on premium payments, except for cases where the policyholder's broker confirms that the due premium is in the process of being collected.

Ultimate premiums

In addition to reported premium income, we also include an estimate for pipeline premiums representing amount due on business written but not yet reported. This is based on management's judgement of market conditions and historical data using premium development patterns evident from active underwriting periods to predict ultimate premiums trends at the close of the fiscal period.

ITEM 6. DIRECTORS, SENIOR MANAGEMENT AND EMPLOYEES

A. Directors and Senior Management

The following table sets forth our current directors and executive officers:

<u>Directors and Executive Officers</u>	<u>Age</u>	<u>Position/Title</u>
Wasef Salim Jabsheh	79	Chairman of the Board and Chief Executive Officer
Walid Wasef Jabsheh	45	President and Director
David Anthony	67	Director
Michael T. Gray	61	Director
David King	76	Director
Wanda Mwaura	49	Director
Andrew J. Poole	41	Director
Hatem Wasef Jabsheh	42	Chief Operating Officer
Pervez Rizvi	60	Chief Financial Officer
Andreas Loucaides	69	Chief Executive Officer, IGI UK

The business address for each of the Company's directors and executive officers is 74 Abdel Hamid Sharaf Street, P.O. Box 941428, Amman 11194, Jordan, except for Andrew J. Poole and Michael T. Gray whose business address is 3601 N Interstate 10 Service Rd W Metairie, LA.

Biographical information concerning our directors and executive officers listed above is set forth below.

Wasef Jabsheh serves as our Chairman of the board of directors and Chief Executive Officer, positions he has held since March 17, 2020. Wasef Jabsheh founded IGI in 2001 and served as the Chief Executive Officer and Vice Chairman of IGI Dubai from 2011 until March 17, 2020. Wasef Jabsheh has specialized in marine and energy insurance for more than 50 years in various prominent roles with the Kuwait Insurance Co and with ADNOC (the Abu Dhabi National Insurance Company) from the mid-1970s to the late 1980s. In 1989, Mr. Jabsheh established Middle East Insurance Brokers and two years later founded International Marine & General Insurance Co. He also served as a member of the board of directors of HCC Insurance Holdings Inc. from 1994 until 1997.

Walid Jabsheh serves as our President and as a Director, positions he has held since March 17, 2020. Walid Jabsheh joined IGI in 2002 and, prior to his current role at the Company, served as the President of IGI Dubai where he played a pivotal role in the growth and development of IGI Dubai. Walid Jabsheh began his career at Manulife Reinsurance in Toronto, Canada and later joined LDG Reinsurance Corporation, a subsidiary of Houston Casualty Co, in 1998 where he served as Senior Underwriter managing a \$30 million book of treaty and facultative business.

David Anthony has served as a Director since March 17, 2020. Mr. Anthony served as a non-executive director on the board of IGI Dubai from July 2018 through March 2020. Since June 2018, Mr. Anthony has been an independent insurance consultant working through his company, DA Research & Analysis (DARAA) Ltd. From March 1994 to June 2018, Mr. Anthony was a Director and Senior Analyst with S&P Global Ratings (formerly Standard & Poor's), where he was an active lead rating analyst and a Chair of its Insurance Rating Committee. Before joining S&P Global Ratings, Mr. Anthony was Senior Relationship Manager and Vice President, European Insurance Banking Group, at Citi Bank N.A. London from June 1987 to April 1992, and Senior Analyst at Moody's Investors Service, New York from April 1992 to March 1994. Mr. Anthony has more than 30 years of experience in the insurance and reinsurance industry, which has included senior, insurance-related positions at ratings agencies and with international banks. Throughout his career he has worked extensively in Europe, the Middle East, North Africa and the United States. Mr. Anthony holds a Master of Science in Economic History from the University of London.

Michael T. Gray has served as a Director since March 17, 2020. Mr. Gray serves on the board of Delwinds Insurance Acquisition Corp., a newly formed company formed for the purpose of effecting a business combination. Mr. Gray has over 30 years of leadership experience in the insurance industry. He served as the Executive Chairman and Chief Executive Officer of Tiberius from its inception until the closing of the Business Combination between IGI and Tiberius. He is the principal executive and President of The Gray Insurance Company, a middle-market property and casualty insurance company. Mr. Gray became President of The Gray Insurance Company in 1996. In addition to his role at The Gray Insurance Company, Mr. Gray has served as Chairman of the board of the Louisiana Insurance Guaranty Association since 2008 (director since 1995), director of the American Property

Casualty Insurance Association (APCI) since 2019 (and was director of the predecessor organizations American Insurance Association since 2011 and Property Casualty Insurers Association of America since 2010), director of the Tulane University Family Business Center Advisory Council since 2008 and, from 1999 to 2003, served on the board of directors of Argo Group International Holdings (NASDAQ: AGII), a global property and casualty, specialty insurance, and reinsurance products provider. Mr. Gray was the Chairman of the board of Family Security, a personal lines/homeowners insurance company, in which The Gray Insurance Company held an ownership interest from 2013 to 2015. This culminated in the sale of the company, which Mr. Gray led, to United Insurance Holding Corporation (NASDAQ: UIHC). The parent of The Gray Insurance Company, Gray & Company, has acquired or developed several businesses under Mr. Gray's guidance, including surplus lines insurance and title insurance, casualty and surety insurance, oil production and exploration facilities, technology development and real estate. Mr. Gray holds a B.A. from Southern Methodist University and an MBA from Tulane University. Mr. Gray graduated from the Harvard Business School "Presidents Program in Leadership" in 2020.

David King has served as a Director since March 17, 2020. Mr. King served as a non-executive director on the board of IGI Dubai from November 2012 through 2020. He also served as non-executive chairman of International General Insurance Company (UK) Limited, our wholly-owned subsidiary, until March 17, 2022, where he was also a member of the audit committee. He also serves as non-executive chairman of Forex Capital Markets Limited, where he has been a non-executive director since August 2014 and is a member of its audit committee and nomination and remuneration committee. From 2010 to 2012, Mr. King was executive director of Middle East business development at China Construction Bank International. Prior to that, he was the director of finance and administration of the London Metal Exchange between 1987 and 1989, chief executive officer of The London Metal Exchange from 1989 to 2001, managing director and acting chief executive of the Dubai Financial Services Authority from 2003 to 2005 and managing director of global banking in the MENA division of HSBC Bank Middle East Limited from 2005 to 2008. David King is a fellow in the Association of Chartered Certified Accountants and holds a Master of Business Administration from Cranfield University.

Wanda Mwaura has served as a Director since March 17, 2020. Ms. Mwaura has more than 25 years of financial services, (re)insurance, and accounting and advisory experience. She began her career in the insurance industry at Ernst & Young Ltd. in 1996, specializing in financial services and reinsurance. Ms. Mwaura was at Ernst & Young Ltd. from 1996 through 2013, including serving as a partner from 2005 to 2013. She later served as the Head of External Reporting and Accounting Policy at PartnerRe, a leading global reinsurer, from October 2013 to February 2017, and as External Reporting Director and Chief Accounting Officer at PartnerRe from February 2017 to July 2019 and, since August 2019, has been the sole proprietor of Consult.bm, a director and consulting services provider to various entities in Bermuda. Ms. Mwaura held various roles at subsidiaries of PartnerRe, including as a principal representative and director. Ms. Mwaura holds a Bachelor of Commerce (Co-op) degree from Dalhousie University, is a certified public accountant (CPA) and is a member of CPA Bermuda.

Andrew J. Poole has served as a Director since March 17, 2020. Mr. Poole serves as Chief Executive Officer and Chairman of the board of directors of Delwinds Insurance Acquisition Corp., a blank check company which went public in December 2020 with \$201.250 million held in trust. He has over 17 years of diversified investment experience. Mr. Poole was the Chief Investment Officer of Tiberius, a blank check company which went public in March 2018 and which consummated its initial business combination with IGI. Concurrently, since 2015, he has been and remains an investment consultant at The Gray Insurance Company. Mr. Poole's most recent role prior to joining Tiberius and The Gray Insurance Company was as Partner and Portfolio Manager at Scoria Capital Partners, LP, a long/short equity hedge fund, where he managed a portion of the firm's capital including insurance sector investments from 2013 to 2015. Prior to Scoria, Mr. Poole held various positions at Diamondback Capital Management from 2005 to 2012 (including Portfolio Manager from 2011 onwards) and SAC Capital from 2004 to 2005, both of which are multi-strategy multi-manager cross capital structure long/short hedge funds. Earlier, Mr. Poole started his career at Swiss Re (SIX: SREN) working in facultative property placements in 2003 and was on the board of Family Security, a personal lines insurance company, from 2013 to 2015 prior to the sale of the company to United Insurance Holdings Corporation (Nasdaq: UIHC). Mr. Poole is a graduate of The George Washington University.

Hatem Jabsheh has served as our Chief Operating Officer since March 17, 2020. Mr. Jabsheh has been IGI's Group Chief Operating Officer since 2017, and IGI's Chief Investment Officer since 2010. Mr. Jabsheh began his career in 2001 with Spear, Leads, and Kellogg, a subsidiary of Goldman Sachs. He worked in several pits at the CBOE (Chicago Board Options Exchange) and CME (Chicago Mercantile Exchange) as a primary market maker. He then

moved to Amman, Jordan in 2004 to set up Indemaj Financial, an asset management and brokerage company, which he successfully sold in 2009. In 2006, Mr. Jabsheh set up Indemaj Technology, an open-source web development company, which was also later sold in 2012. His 18-year professional career spans executive roles in the asset management sector and reinsurance, all underscored by an aim to promote innovation and transformation. He is actively involved in the tech community, promoting disruption within the reinsurance industry. Mr. Jabsheh currently serves on the boards of the Swiss Jordanian Business Club and the United Cable Industries Company. Hatem Jabsheh is a graduate of Marquette University with a dual major in International Business and Finance and a minor in History.

Pervez Rizvi has served as our Chief Financial Officer since March 17, 2020. Mr. Rizvi has served as the Group Chief Financial Officer of IGI Dubai since 2015. He has over 34 years of experience out of which 31 years are in the insurance and banking sectors. He obtained a Bachelor of Commerce in Accounts and Management followed by a CA (India) and a CPA (USA). Mr. Rizvi is a member of the Institute of Chartered Accountants of India. Mr. Rizvi began his insurance career with the Life Insurance Corporation of India in 1989 and later joined Oman National Insurance Company in Oman. He worked with HSBC Bank in the UAE and Malaysia and Zurich Financial Services in DIFC, Dubai in a number of senior management roles. His last assignment prior to joining IGI was with an Islamic insurance company in Abu Dhabi as Chief Financial Officer.

Andreas Loucaides has served as the Chief Executive Officer of IGI UK since 2015. He began his career in the insurance industry in 1971, joining syndicate 702 at Lloyd's which was sold to Markel in 2000. He later founded a startup insurance company, PRI Group Plc (an FSA licensed A- rated AIM listed company with a market cap of £120 million) in 2002 as Chief Executive Officer. Following the profitable sale of PRI Group plc to Brit Holdings, Mr. Loucaides joined Catlin UK in 2004 as the Chief Executive Officer. In 2008, he joined Jubilee Group at Lloyd's as the CEO, overseeing the sale to Ryan Specialty Group in 2011. In 2012, Mr. Loucaides joined Lloyd's Syndicate 2526, assisting with its sale to AmTrust and supporting AmTrust in its purchase of Sagacor at Lloyd's.

Classification of Directors

Our board of directors is comprised of seven directors. Our Amended and Restated Bye-laws provide that our board of directors is divided into three classes designated as Class I, Class II and Class III with as nearly equal a number of directors in each group as possible. The Class I Directors were initially elected for a one-year term of office, the Class II Directors were initially elected for a two year term of office and the Class III Directors were initially elected for a three-year term of office. At each annual general meeting, successors to the class of directors whose term expires at that annual general meeting shall be elected for a three-year term. A director will hold office until the annual general meeting for the year in which his or her term expires, subject to his or her office being vacated in accordance with our Amended and Restated Bye-laws.

Prior to the consummation of the Business Combination, David Anthony and David King were elected as Class I Directors with terms that expired at our 2021 annual general meeting, Wanda Mwaura and Andrew Poole were elected as Class II Directors with terms expiring at our 2022 annual general meeting, and Wasef Jabsheh, Walid Jabsheh and Michael Gray were elected as Class III Directors with terms expiring at our 2023 annual general meeting. At the 2021 annual general meeting, David Anthony and David King were re-elected as Class I Directors with terms expiring at our 2024 annual general meeting.

Our Amended and Restated Bye-laws provide that, if an eligible shareholder intends to nominate a person for election as a director, (a) at an annual general meeting, such notice must be given not less than 90 days nor more than 120 days before the anniversary of the last annual general meeting or, in the event the annual general meeting is called for a date that is not 30 days before or after such anniversary, the notice must be given not later than ten days following the earlier of the date on which notice of the annual general meeting was posted to shareholders or the date on which public disclosure of the date of the annual general meeting was made and (b) at a special general meeting, such notice must be given not later than 10 days following the earlier of the date on which notice of the special general meeting was posted to shareholders or the date on which public disclosure of the date of the special general meeting was made. An eligible shareholder is a shareholder holding in the aggregate at least 5% of our issued and outstanding share capital who has held such amount for at least three years following the date of adoption of the Amended and Restated Bye-Laws.

The directors are elected with a plurality of the votes cast by the shareholders and there is no cumulative voting for elections of directors, subject to the following:

- for so long as Wasef Jabsheh, his family and/or their affiliates own at least 10% of our issued and outstanding common shares and provided that Wasef Jabsheh remains a shareholder, Wasef Jabsheh is entitled to appoint and classify two directors to the board of directors;
- for so long as Wasef Jabsheh, his family and/or their affiliates own at least 5% of our issued and outstanding common shares and provided that Wasef Jabsheh remains a shareholder, Wasef Jabsheh is entitled to appoint and classify one director to the board of directors; and
- the remaining directors are elected by the shareholders.

Currently, Mr. Jabsheh's appointed directors — Wasef Jabsheh and Walid Jabsheh — are serving as Class III Directors with their terms expiring at our 2023 annual general meeting.

Family Relationships

Wasef Jabsheh, our Chief Executive Officer and Chairman, is the father of Walid Jabsheh, our President, and Hatem Jabsheh, our Chief Operating Officer. He is also the father of Hani Jabsheh, who was a non-executive director of IGI Dubai until shortly after the consummation of the Business Combination, and the uncle of Mohammad Abu Ghazaleh, one of our shareholders who was the Chairman of the board of directors of IGI Dubai until shortly after the consummation of the Business Combination.

B. Compensation

The aggregate amount of cash compensation, consisting of salaries and bonuses paid by us to our executive officers collectively during 2021, was approximately \$5.7 million for services in all capacities. In addition, we have accrued \$1.4 million of long-term benefits as of December 31, 2021 (in the form of the earn-out value of shares) in connection with the grant of restricted shares to certain executive officers.

The aggregate amount of cash compensation paid and accrued to our non-employee directors during 2021 was approximately \$0.42 million.

In March 2021, our board of directors approved the grant of an aggregate of 105,000 restricted shares to certain executive officers. One third vested on each of January 2, 2021 and January 2, 2022 and a third equal installment is eligible to vest on January 2, 2023, subject to the applicable executive officer's continued employment with IGI. The aggregate grant date fair value of the restricted shares granted to these executive officers was approximately \$0.8 million.

In addition, in June 2021 our board of directors awarded 132,190 restricted shares to Wasef Jabsheh. These shares vest in three equal installments on January 2, 2022, January 2, 2023 and January 2, 2024. The grant date fair value of these restricted shares was \$1.1 million.

Executive Officer Compensation

Our policies with respect to the compensation of our executive officers are administered by our board of directors in consultation with our compensation committee. The compensation policies followed by us are intended to provide for compensation that is sufficient to attract, motivate and retain executives of outstanding potential and to establish an appropriate relationship between executive compensation and the creation of shareholder value. To meet these goals, the compensation committee is charged with recommending executive compensation packages to our board of directors.

Equity-based compensation is an important foundation of the executive compensation package as we believe it is important to maintain a strong link between executive incentives and the creation of shareholder value. We believe that equity-based compensation can be an important component of the total executive compensation package for maximizing shareholder value while, at the same time, attracting, motivating and retaining high-quality executives.

We intend to be competitive with other similarly situated companies in the insurance industry. The compensation decisions regarding our executives are based on our need to attract individuals with the skills necessary for us to achieve our business plan, to reward those individuals fairly over time, and to retain those individuals who continue to perform at or above our expectations.

As of the date of this annual report, we have not adopted any formal or informal policies or guidelines for allocating compensation between long-term and currently paid out compensation, between cash and non-cash compensation, or among different forms of compensation.

In addition to the guidance provided by our compensation committee, we may utilize the services of third parties from time to time in connection with the hiring and compensation awarded to executive employees. This could include subscriptions to executive compensation surveys and other databases.

Director Compensation

We have established a compensation program for our directors who are not executive officers of the Company, which consists of an annual retainer, meeting fees for attending board and committee meetings, and a fee for serving as chairman of a committee. We will also reimburse our directors for reasonable documented expenses incurred in connection with the performance of their duties as directors, including travel expenses in connection with their attendance at board and committee meetings. Our directors who are also executive officers of the Company will not receive additional compensation for serving as directors.

Executive Compensation Components

Base Salary. We seek to maintain base salary amounts at or near the industry norms, while avoiding paying amounts in excess of what we believe is necessary to motivate executives to meet corporate goals. Base salaries are generally reviewed annually, subject to the terms of employment agreements, and the compensation committee and board will seek to adjust base salary amounts to realign such salaries with industry norms after taking into account individual responsibilities, performance and experience.

Annual Bonuses. We utilize cash incentive bonuses for executives to focus them on achieving key operational and financial objectives within a yearly time horizon. Near the beginning of each year, our board of directors, upon the recommendation of the compensation committee and subject to applicable employment agreements, will determine performance parameters for appropriate executives. At the end of each year, the board of directors and compensation committee will determine the level of achievement for each corporate goal.

Equity Awards. We have established an equity incentive plan to incentivize our employees, consultants, advisors and other persons who perform services for us. A description of the 2020 Omnibus Equity Incentive Plan and the awards that may be made under this plan is set forth in the section entitled “— *Description of the 2020 Omnibus Incentive Plan.*” Equity awards constitute a significant portion of executive compensation.

Severance Benefit. Other than as provided in applicable employment agreements, we currently have no severance benefits plan. We may consider the adoption of a severance plan for executive officers and other employees in the future.

Employment Agreements

We have previously entered into employment agreements with our Chief Executive Officer, President and Chief Operating Officer. In preparing these employment agreements, the Company utilized certain benchmarking data prepared by a third party. The employment agreements have a fixed term of three years, with annual renewals thereafter, subject to termination after a specified notice period. Each executive is entitled to an annual salary, to be reviewed each year, an annual target bonus opportunity (calculated as a percentage of salary), and an annual long term incentive opportunity (calculated as a percentage of salary), with cash amounts being paid in U.S. dollars. The annual long term incentive opportunities are 150%, 125% and 100% of the executive’s base salary, respectively. Due to his expatriate status working in the United Kingdom, the President is entitled to a tax-gross up with respect to his base salary and bonus, and a housing allowance of up to £120,000 annually. The Chief Executive Officer is entitled to the use of private aircraft in connection with his travel outside of Jordan. The employment agreements contain severance provisions whereby, if the executive is terminated other than for cause or resigns for good reason, then the executive

will be paid a lump sum payment calculated based on his salary and bonus. If the executive is terminated for cause, the agreements provide that the executive would receive no amounts other than amounts accrued at the date of termination and any vested benefits under company benefit plans. The executives' employment would automatically terminate upon a change of control and, in this event, the executive would receive a severance benefit equal to three times the officer's highest salary, bonus and equity award over the prior three years, and in connection with such a change of control and termination of employment, all unvested equity awards would become fully vested. The agreements also contain limitations on outside activities, include confidentiality obligations, and include covenants restricting the solicitation of employees and customers and a non-compete for 12 months following termination of employment. The employment agreements are governed by English law.

Description of the 2020 Omnibus Incentive Plan

We previously adopted the 2020 Omnibus Incentive Plan (the "2020 Plan") prior to the consummation of the Business Combination with Tiberius, and the plan was approved by Tiberius' shareholders at the Tiberius special meeting related to the Business Combination. The 2020 Plan provides for grants of stock options, share appreciation rights, restricted shares, other share-based awards and other cash-based awards. Directors, officers and other employees of the Company and its affiliates, as well as others performing consulting or advisory services for the Company and its affiliates, are eligible for grants under the 2020 Plan. The purpose of the 2020 Plan is to provide incentives that will attract, retain and motivate high performing officers, directors, employees and consultants by providing them with appropriate incentives and rewards either through a proprietary interest in our long-term success or compensation based on their performance in fulfilling their personal responsibilities. Set forth below is a summary of the material terms of the 2020 Plan.

Administration. The 2020 Plan is administered by any committee of our board of directors duly authorized by our board of directors to administer the plan (and, if no committee is so authorized, by our board of directors). For purposes of this discussion, the body that administers the 2020 Plan is referred to as the "Administrator." The body that currently administers the 2020 Plan is our board of directors. Among the Administrator's powers is to determine the form, amount and other terms and conditions of awards; clarify, construe or resolve any ambiguity in any provision of the 2020 Plan or any award agreement; amend the terms of outstanding awards; and adopt such rules, forms, instruments and guidelines for administering the 2020 Plan as it deems necessary or proper. The Administrator has authority to administer and interpret the 2020 Plan, to grant discretionary awards under the 2020 Plan, to determine the persons to whom awards will be granted, to determine the types of awards to be granted, to determine the terms and conditions of each award, to determine the number of common shares to be covered by each award, to make all other determinations in connection with the 2020 Plan and the awards thereunder as the Administrator deems necessary or desirable and to designate authority under the 2020 Plan to our employees, directors, officers and/or professional advisors. To the extent we seek to obtain the benefit of exemptions available under Rule 16b-3 under the Exchange Act, the applicable compensation may be approved by "non-employee directors".

Available Shares. The aggregate number of our common shares that may be issued or used for reference purposes under the 2020 Plan or with respect to which awards may be granted may not exceed 4,844,730 common shares (10% of the shares issued and outstanding upon the consummation of the Business Combination). The shares available for issuance under the 2020 Plan may be, in whole or in part, either our authorized and unissued common shares or common shares held in or acquired for our treasury. The number of shares available for issuance under the 2020 Plan may be subject to adjustment in the event of a reorganization, share split, merger, amalgamation or similar change in the corporate structure. In the event of any of these occurrences, we may make any adjustments it considers appropriate to, among other things, the number and kind of shares, options or other securities available for issuance under the plan or covered by grants previously made under the 2020 Plan. In general, if awards under the 2020 Plan are for any reason cancelled, or expire or terminate unexercised, the shares covered by such awards may again be available for the grant of awards under the 2020 Plan. In addition, no non-employee director may receive awards under the 2020 Plan in any fiscal year for service as a director having an aggregate maximum value exceeding \$500,000.

Eligibility for Participation. Directors, officers, and employees of, and consultants to, the Company or any of its affiliates, are eligible to receive awards under the 2020 Plan.

Award Agreements. Awards granted under the 2020 Plan are evidenced by award agreements, which need not be identical, that provide additional terms, conditions, restrictions and/or limitations covering the grant of the

award, including, without limitation, additional terms providing for the acceleration of exercisability or vesting of awards in the event of a change of control or conditions regarding the participant's employment, as determined by the Administrator.

Stock Options. The Administrator may grant nonqualified stock options to eligible individuals and incentive stock options only to eligible employees. The Administrator will determine the number of our common shares subject to each option, the term of each option, which may not exceed 10 years, or five years in the case of an incentive stock option granted to a 10 percent shareholder, the exercise price, the vesting schedule, if any, and the other material terms of each option. No incentive stock option or nonqualified stock option may have an exercise price less than the fair market value of a common share of the Company at the time of grant or, in the case of an incentive stock option granted to a 10 percent shareholder, 110% of such share's fair market value. Options will be exercisable at such time or times and subject to such terms and conditions as determined by the Administrator at grant, and the exercisability of such options may be accelerated by the Administrator.

Share Appreciation Rights. The Administrator may grant share appreciation rights ("SARs") either with a stock option, which may be exercised only at such times and to the extent the related stock option is exercisable (a "Tandem SAR"), or independent of a stock option (a "Non-Tandem SAR"). An SAR is a right to receive a payment in our common shares or cash, as determined by the Administrator, equal in value to the excess of the fair market value of one common share of the Company on the date of exercise over the exercise price per share established in connection with the grant of the SAR. The term of each SAR may not exceed 10 years. The exercise price per share covered by a SAR will be the exercise price per share of the related stock option in the case of a Tandem SAR and will be the fair market value of our common shares on the date of grant in the case of a Non-Tandem SAR. The Administrator may also grant limited SARs, either as Tandem SARs or Non-Tandem SARs, which may become exercisable only upon the occurrence of a change in control, as defined in the 2020 Plan, or such other event as the Administrator may designate at the time of grant or thereafter.

Restricted Shares. The Administrator may award common shares that are subject to specified restrictions. Except as otherwise provided by the Administrator upon the award of restricted shares, the recipient generally has the rights of a shareholder with respect to the shares, including the right to vote the restricted shares and, conditioned upon the expiration of the applicable restricted period, the right to receive dividends and transfer such shares, subject to the conditions and restrictions generally applicable to restricted shares or specifically set forth in the recipient's restricted shares agreement. Unless the Administrator determines otherwise at the time of award, the payment of dividends, if any, will be deferred until the expiration of the applicable restriction period.

Recipients of restricted shares are required to enter into a restricted shares agreement with us that states the restrictions to which the shares are subject, which may include satisfaction of pre-established performance goals, and the criteria or date or dates on which such restrictions will lapse.

If the grant of restricted shares or the lapse of the relevant restrictions is based on the attainment of performance goals, the Administrator will establish for each recipient the applicable performance goals, formulae or standards and the applicable vesting percentages with reference to the attainment of such goals or satisfaction of such formulae or standards while the outcome of the performance goals is substantially uncertain. Such performance goals may incorporate provisions for disregarding, or adjusting for, changes in accounting methods, corporate transactions, including, without limitation, dispositions and acquisitions, and other similar events or circumstances. The performance goals for performance-based restricted shares generally may be based on one or more criteria determined from time to time by the Administrator.

Other Share-Based Awards. The Administrator may, subject to limitations under applicable law, make a grant of such other share-based awards, including, without limitation, performance share units, dividend equivalent units, share equivalent units, restricted share units and deferred share units under the 2020 Plan that are payable in cash or denominated or payable in or valued by our common shares or factors that influence the value of such shares. The Administrator may determine the terms and conditions of any such other awards, which may include the achievement of certain minimum performance goals and/or a minimum vesting period. The performance goals for performance-based other share-based awards generally may be based on one or more criteria determined from time to time by the Administrator.

Other Cash-Based Awards. The Administrator may grant awards payable in cash. Cash-based awards will be in such form, and dependent on such conditions, as the Administrator will determine, including, without limitation,

being subject to the satisfaction of vesting conditions or awarded purely as a bonus and not subject to restrictions or conditions. If a cash-based award is subject to vesting conditions, the Administrator may accelerate the vesting of such award in its discretion.

Performance Awards. The Administrator may grant a performance award to a participant payable upon the attainment of specific performance goals. If the performance award is payable in cash, it may be paid upon the attainment of the relevant performance goals either in cash or in restricted shares, based on the then current fair market value of such shares, as determined by the Administrator. Based on service, performance and/or other factors or criteria, the Administrator may, at or after grant, accelerate the vesting of all or any part of any performance award.

Performance Goals. Awards that are granted, vest or are paid based on attainment of specified performance goals may be subject to any one or more criteria determined from time to time by the Administrator in its sole discretion taking into account the requirements of applicable law and customary market compensation practices. These performance goals may be based on the attainment of a certain target level of, or a specified increase or decrease in, one or more measures selected by the Administrator. Performance goals may also be based on an individual participant's performance goals, as determined by the Administrator. In addition, all performance goals may be based upon the attainment of specified levels of the Company's performance, or the performance of a subsidiary, division or other operational unit, under one or more of the measures described above relative to the performance of other corporations. The Administrator may designate additional business criteria on which the performance goals may be based or adjust, modify or amend those criteria.

Change in Control. In connection with a change in control, as defined in the 2020 Plan, the Administrator may accelerate vesting of outstanding awards under the 2020 Plan. In addition, such awards may be, in the discretion of the Administrator: (1) assumed and continued or substituted in accordance with applicable law; (2) purchased by the Company for an amount equal to the excess of the price of a common share of the Company paid in a change in control over the exercise price of the awards; or (3) cancelled if the price of a common share of the Company paid in a change in control is less than the exercise price of the award. The Administrator may also provide for accelerated vesting or lapse of restrictions of an award at any time.

Shareholder Rights. Except as otherwise provided in the applicable award agreement, and with respect to an award of restricted shares, a participant has no rights as a shareholder with respect to our common shares covered by any award until the participant is registered as the holder of such shares in our register of members.

Amendment and Termination. Notwithstanding any other provision of the 2020 Plan, our board of directors may at any time amend any or all of the provisions of the 2020 Plan, or suspend or terminate it entirely, retroactively or otherwise, subject to shareholder approval in certain instances if required by applicable law; provided, however, that, unless otherwise required by law or specifically provided in the 2020 Plan, the rights of a participant with respect to awards granted prior to such amendment, suspension or termination may not be adversely affected without the consent of such participant.

Transferability. Awards granted under the 2020 Plan generally are nontransferable, other than by will or the laws of descent and distribution, except that the Administrator may provide for the transferability of nonqualified stock options at the time of grant or thereafter to certain family members.

Recoupment of Awards. The 2020 Plan provides that awards granted under the 2020 Plan are subject to any recoupment policy that we may have in place or any obligation that we may have regarding the clawback of "incentive-based compensation" under the Exchange Act or under any applicable rules and regulations promulgated by the SEC.

Effective Date; Term. The 2020 Plan was adopted by our board of directors and became effective on March 17, 2020. No award will be granted under the 2020 Plan on or after the 10-year anniversary of the 2020 Plan. Any award outstanding under the 2020 Plan at the time of termination will remain in effect until such award is exercised or has expired in accordance with its terms.

C. Board Practices

Independence of Directors

As a foreign private issuer, we are not required to have a majority of independent directors. However, four out of seven members of our board of directors — David Anthony, Michael Gray, David King and Wanda Mwaura — are “independent” directors under Nasdaq rules.

Board Leadership Structure

Wasef Jabsheh serves as Chairman of the board of directors and Chief Executive Officer. We believe that having Mr. Jabsheh act as both Chairman of the board of directors and Chief Executive Officer is most appropriate at this time for us because it provides us with consistent and efficient leadership, both with respect to our operations and the leadership of the board of directors. In particular, having Mr. Jabsheh act in both of these roles increases the timeliness and effectiveness of our board’s deliberations, increases the board’s visibility into the Company’s day-to-day operations, and ensures the consistent implementation of our strategies.

We believe that the combined role of Chairman and Chief Executive Officer, together with the significant responsibilities of the board’s independent directors, provides an appropriate balance between leadership and independent oversight.

Committees of the Board of Directors

We have established a separately standing audit committee, compensation committee and nominating/governance committee.

Audit Committee

The members of IGI’s audit committee are David Anthony, David King and Wanda Mwaura. Wanda Mwaura is the chair of the audit committee. The audit committee must be composed exclusively of “independent directors,” as defined by the rules and regulations of the SEC. Each of the members of our audit committee is independent under SEC and Nasdaq rules. Wanda Mwaura serves as the audit committee financial expert (within the meaning of SEC regulations). The Company has adopted an audit committee charter which sets forth the requirements for audit committee members and the responsibilities of the audit committee.

The audit committee is responsible for the appointment, compensation, retention and oversight of the auditors, review of the results and scope of the audit and other accounting related services and review of our accounting practices and systems of internal accounting and disclosure controls. The audit committee pre-approves auditing services and permitted non-audit services to be performed for the Company by the independent auditor. The audit committee also reviews the independence and quality control procedures of the auditors and the experience and qualifications of the auditor’s senior personnel that are providing audit services to the Company. The audit committee’s duties include meeting with management and the auditors in connection with the annual audit, overseeing the internal auditor or internal audit function, and reviewing with management the risk assessment and risk management policies of the company and the voluntary earnings press releases.

The audit committee may delegate to the chair of the audit committee, any of the members of the audit committee, or any subcommittee, the responsibility and authority for any particular matter within its powers and authority. However, subcommittees do not have the authority to engage independent legal counsel, accounting experts or other advisors unless expressly granted such authority by the audit committee.

Nominating/Governance Committee

As a foreign private issuer, the Company is not required to have a nominating/governance committee or a nominating/governance committee composed entirely of independent directors. However, IGI’s board of directors has a

nominating/governance committee with a majority of independent directors. The members of the nominating/governance committee are Walid Jabsheh, Michael Gray and David King. David King is the chair of the nominating/governance committee. The nominating/governance committee is responsible for overseeing the selection of persons to be nominated to serve on our board of directors, advising the board of directors and making recommendations regarding appropriate corporate governance practices, and leading the board of directors in the annual performance evaluation of the board of directors and its committees.

Compensation Committee

As a foreign private issuer, the Company is not required to have a compensation committee or a compensation committee consisting only of independent directors. However, our board of directors has a compensation committee consisting of Walid Jabsheh, David Anthony and Andrew Poole. David Anthony is the chair of the compensation committee.

The Company has adopted a compensation committee charter which sets forth the requirements for compensation committee members and the responsibilities of the compensation committee. The 2020 Omnibus Incentive Plan of the Company is administered by the full board of directors. The purpose of the compensation committee is to review, evaluate and approve compensation paid to our officers and directors. The compensation committee will review director compensation and make recommendations to the board of directors regarding the form and amount of director compensation.

Corporate Governance Practices

We are a “foreign private issuer” under applicable U.S. federal securities laws. As a result, we are permitted to follow certain corporate governance rules that conform to Bermuda requirements in lieu of certain Nasdaq corporate governance rules. We have certified to Nasdaq that our corporate governance practices are in compliance with, and are not prohibited by, the laws of Bermuda. The corporate governance practices that we follow in lieu of Nasdaq’s corporate governance rules are as follows:

- In lieu of the requirement to comply with Rule 5605(e)(1), which requires the director nomination process to be determined by a majority of the independent directors or a nominations committee comprised solely of independent directors, our nominating/governance committee (which is responsible for director nominations) consists of a majority of independent directors but does not consist solely of independent directors.
- In lieu of the requirement to comply with Rule 5605(d)(2), which requires a compensation committee comprised of at least two members, each of whom must be an independent director as defined under Rule 5605(a)(2), our compensation committee does not consist solely of independent directors.
- In lieu of the requirement to comply with Rule 5605(b)(2), which requires regularly scheduled meetings at which only independent directors are present (“executive sessions”), we do not have regularly scheduled executive sessions.

Although not required by the rules and regulations of Nasdaq, the Company has adopted corporate governance guidelines which govern certain aspects of its corporate governance and board and committee practices.

Codes of Conduct

The Company has adopted a Corporate Code of Business Conduct and Ethics applicable to all of its directors, officers and employees. The Code of Business Conduct and Ethics covers, among other things, conflicts of interest, company books and records, use of company property, payments of gifts, corporate opportunities, compliance, extension of credit to officers and directors, confidentiality and employee relations.

The Company has also adopted a Financial Code of Ethics applicable to the Chief Executive Officer, Chief Financial Officer, Senior Vice President — Finance, Controller and certain other officers. The Financial Code of Ethics provides that each officer must act ethically with honesty and integrity (including ethical handling of conflicts of interest), provide full and accurate disclosure in SEC filings and public communications, comply with applicable laws and regulations, act in good faith, responsibly, with due care, competence and diligence, promote honest and ethical behavior by others, respect the confidentiality of information acquired in the course of employment, responsibly use

and maintain all assets and resources employed or entrusted to the officer, and promptly internally report violations of this Financial Code to the designated Compliance Officer and in the case of the CFO and CEO, to the Board of Directors and/or Audit Committee of the Board of Directors.

Approval of Certain Transactions

Our Amended and Restated Bye-laws provide that the board of directors may approve the following transactions only if each Jabsheh Director then in office votes in favor of such transactions:

- sell or dispose of all or substantially all of the assets of the Company and its subsidiaries on a consolidated basis;
- enter into any transaction in which one or more third parties acquire or acquires 25% or more of the Company's common shares;
- enter into any merger, consolidation, or amalgamation with an aggregate value equal to or greater than \$75 million (exclusive of inter-company transactions);
- alter the size of the board of directors;
- incur debt in an amount of \$50 million (or other equivalent currency) or more; and
- issue common shares (or securities convertible into common shares) in an amount equal to or greater than 10% of the then issued and outstanding common shares of the Company.

D. Employees

As of December 31, 2021, 2020 and 2019, we had 287, 252 and 231 employees, respectively. The following table shows the number of employees, including management staff, by geography and function as of December 31, 2021.

	Underwriting	Underwriting Support	Claims and reinsurance	Finance, administration and investments	IT	Other	Total
Amman	26	63	24	31	18	26	188
London	33	—	8	12	1	20	74
Dubai	7	—	—	2	—	2	11
Casablanca	3	—	—	2	—	1	6
Labuan	4	—	—	1	—	1	6
Malta	2	—	—	—	—	2	4
Total	75	63	32	48	19	52	289

We consider our relationship with our employees to be good and have not experienced interruptions to operations due to labor disagreements.

E. Share Ownership

Ownership of the Company's shares by its executive officers and directors is set forth in Item 7.A of this annual report.

ITEM 7. MAJOR SHAREHOLDERS AND RELATED PARTY TRANSACTIONS

A. Major Shareholders

The following table sets forth information regarding beneficial ownership of the Company's common shares based on 48,880,441 common shares issued and outstanding as of December 31, 2021, with respect to beneficial ownership of our shares by:

- each person known by us to be the beneficial owner of more than 5% of our issued and outstanding common shares;
- each of our executive officers and directors; and
- all our executive officers and directors as a group.

The information provided in the table is based on Schedules 13D and 13G filed with the SEC and the beneficial owners' questionnaire responses provided to IGI. In accordance with SEC rules, individuals and entities named below are shown as having beneficial ownership over common shares they own or have the right to acquire within 60 days, as well as common shares for which they have the right to vote or dispose of such common shares. Also in accordance with SEC rules, for purposes of calculating percentages of beneficial ownership, common shares which a person has the right to acquire within 60 days are included both in that person's beneficial ownership as well as in the total number of common shares issued and outstanding used to calculate that person's percentage ownership but not for purposes of calculating the percentage for other persons.

Except as indicated by the footnotes below, we believe that the persons named below have sole voting and dispositive power with respect to all common shares that they beneficially own. The common shares owned by the persons named below have the same voting rights as the common shares owned by other holders. We believe that, as of March 21, 2022, approximately 29% of our common shares are owned by 22 record holders in the United States of America.

Unless otherwise indicated, the business address of each beneficial owner listed in the tables below is c/o International General Insurance Holdings Ltd., 74 Abdel Hamid Sharaf Street, P.O. Box 941428, Amman 11194, Jordan.

Name and Address of Beneficial Owner	Number of Common Shares Beneficially Owned	Percentage of Outstanding Common Shares
<i>Directors and Executive Officers</i>		
Wasef Salim Jabsheh ⁽²⁾	18,094,026	34.2%
Walid Wasef Jabsheh ⁽³⁾	385,548	*
Hatem Wasef Jabsheh ⁽⁴⁾	292,856	*
Pervez Rizvi ⁽⁵⁾	30,000	*
Andreas Loucaides ⁽⁶⁾	25,000	*
Michael T. Gray ⁽⁷⁾	2,585,886	5.3%
Andrew J. Poole ⁽⁸⁾	587,017	1.2%
David Anthony	*	*
David King	*	*
Wanda Mwaura	*	*
All directors and executive officers as a group (ten individuals)	22,000,333	41.6%
<i>Five Percent or Greater Shareholders</i>		
Oman International Development & Investment Company SAOG ⁽⁹⁾	6,942,692	14.2%
Weiss Multi-Strategy Advisers LLC ⁽¹⁰⁾	3,522,371	7.2%
Church Mutual Insurance Company ⁽¹¹⁾	3,300,000	6.8%
Argo Re Limited ⁽¹²⁾	3,309,552	6.7%

* Less than 1%

(1) Based on 48,880,441 common shares of the Company issued and outstanding as of December 31, 2021.

(2) Wasef Salim Jabsheh's 18,094,026 common shares beneficially owned includes 14,094,026 common shares and 4,000,000 warrants to acquire common shares. Mr. Jabsheh's 14,094,026 common shares beneficially owned include 600,000 contingent unvested common shares that vest at \$11.50 per share, 400,000 contingent unvested common shares that vest at \$12.75 per share and 131,148 contingent unvested common shares that vest at \$15.25 per share. Mr. Jabsheh has the right to vote and receive dividends with respect to these contingent unvested common shares. His shares also include 132,190 restricted shares for which he has the right to vote, none of such shares have vested as of December 31, 2021. Mr. Jabsheh's 4,000,000 warrants entitle him to purchase 4,000,000 common shares at a price of \$11.50 per share. Wasef Jabsheh's ownership does not include 951,529 common shares beneficially owned by his adult children, as Mr. Jabsheh does not have the right to vote or dispose of such common shares and thus does not have beneficial ownership of such common shares. Mr. Jabsheh is the Chairman and Chief Executive Officer of the Company.

- (3) Walid Wasef Jabsheh's ownership includes 82,455 common shares owned by his wife Zeina Salem Al Lozi, for which common shares he disclaims beneficial ownership, and 70,000 restricted shares, with respect to which he has voting rights. 23,333 of the restricted shares have vested as of December 31, 2021. Mr. Jabsheh's ownership does not include 565,981 common shares beneficially owned by his brothers or 18,094,026 common shares beneficially owned by his father, as Mr. Jabsheh does not have the right to vote or dispose of such common shares and thus does not have beneficial ownership of such common shares. Mr. Jabsheh is currently the President of the Company and is the son of Wasef Jabsheh.
- (4) Hatem Wasef Jabsheh's ownership includes 25,879 common shares owned by his wife Sarah Ann Bystrzycki, for which common shares he disclaims beneficial ownership, and 55,000 restricted shares, with respect to which he has voting rights. 18,333 of the restricted shares have vested as of December 31, 2021. Mr. Jabsheh's ownership does not include 658,673 common shares beneficially owned by his brothers or 18,094,026 common shares beneficially owned by his father, as Mr. Jabsheh does not have the right to vote or dispose of such common shares and thus does not have beneficial ownership of such common shares. Mr. Jabsheh is currently the Chief Operating Officer of the Company and is the son of Wasef Jabsheh.
- (5) Includes 30,000 restricted shares, of which 10,000 have vested as of December 31, 2021.
- (6) Includes 25,000 restricted shares, of which 8,333 have vested as of December 31, 2021.
- (7) Michael T. Gray's beneficial ownership of 2,585,886 common shares includes (1) 1,280,574 common shares owned by the Gray Insurance Company, of which Michael T. Gray is President, including 256,997 contingent unvested common shares that vest at \$11.50, (2) 1,054,392 contingent unvested common shares owned by Mr. Gray, including 263,499 common shares that vest at \$11.50 per share, 122,032 common shares that vest at \$12.75 per share, 417,396 common shares that vest at \$14.00 per share and 251,465 common shares that vest at \$15.25 per share, with respect to which Mr. Gray has the right to vote and receive dividends and (3) 105,741 unvested common shares owned by his wife Linda Gray, for which shares he disclaims beneficial ownership, including 20,293 common shares that vest at \$11.50 per share, 13,184 common shares that vest at \$12.75 per share, 45,096 common shares that vest at \$14.00 per share and 27,168 common shares that vest at \$15.25 per share. Mr. Gray's ownership does not include 100,000 common shares owned by his adult son Joe Skuba. The business address of each of The Gray Insurance Company and Michael T. Gray is 3601 N Interstate 10 Service Rd W Metairie, LA 70002. Mr. Gray was previously the Chairman and Chief Executive Officer of Tiberius Acquisition Corp. ("Tiberius") prior to the consummation of the business combination between the Company and Tiberius and is currently a director of the Company.
- (8) The 587,017 common shares beneficially owned by Mr. Poole include 270,644 contingent unvested common shares, including 185,196 common shares that vest at \$11.50 per share, 13,184 common shares that vest at \$12.75 per share, 45,096 common shares that vest at \$14.00 per share and 27,168 common shares that vest at \$15.25 per share. Mr. Poole has the right to vote and receive dividends with respect to these contingent unvested common shares. Mr. Poole's ownership also includes 230,000 common shares owned by his son Torin Perry Poole, including 78,807 contingent unvested common shares that vest at \$11.50, for which common shares he disclaims beneficial ownership. The business address of Andrew Poole is 3601 N Interstate 10 Service Rd W Metairie, LA 70002. Mr. Poole was previously the Chief Investment Officer of Tiberius prior to the consummation of the business combination between the Company and Tiberius and is currently a director of the Company.
- (9) The business address of Ominvest is Madinat Al Erfaan, Muscat Hills, Block No 9993, Building No. 95, Seventh Floor, Sultanate of Oman.
- (10) According to a Schedule 13G/A filed with the SEC on February 14, 2022, Weiss Multi-Strategy Advisers LLC held shared voting and dispositive power with George A. Weiss with regard to securities of the Company. Such securities are owned by advisory clients of Weiss Multi-Strategy Advisers LLC and George Weiss is the managing member of Weiss Multi-Strategy Advisers LLC. Weiss Multi-Strategy Advisers LLC and Mr. Weiss each disclaim beneficial ownership of the common shares, except to the extent of their pecuniary interest therein. The business address of each of Weiss Multi-Strategy Advisers LLC and Mr. Weiss is 320 Park Avenue, 20th Floor, New York, NY 10020.
- (11) The business address of Church Mutual Insurance Company is 3000 Schuster Lane, Merrill, WI 54452.
- (12) According to a Schedule 13G/A filed with the SEC on October 6, 2021, Argo beneficially owned 2,809,552 common shares of the Company and 500,000 warrants. Argo's 2,809,552 shares beneficially owned include 39,200 contingent unvested common shares that vest at \$12.75 per share. Argo Re Ltd. has the right to vote and receive dividends with respect to these contingent unvested common shares. Argo's 500,000 warrants entitle Argo to purchase 500,000 common shares at a price of \$11.50 per share. Argo Re Ltd. is a wholly owned subsidiary of Argo Group International Holdings, Ltd. The business address of Argo Group International Holdings, Ltd. is 110 Pitts Bay Road, Pembroke HM 08, Bermuda. The business address of Argo Re Ltd. is 90 Pitts Bay Road, Pembroke HM 08, Bermuda.

We are not aware of any arrangement that may, at a subsequent date, result in a change of control of the Company.

B. Related Party Transactions

IGI Related Person Transactions

IGI has paid aircraft management fees and chartering revenues commissions amounting to \$0.2 million in 2021 to Arab Wings Co., a company where a shareholder has a controlling interest. As at December 31, 2021, there was an amount of \$0.2 million payable to Arab Wings Co. compared to a receivable of \$0.04 million as at December 31, 2020.

Transactions Related to the Business Combination

Sponsor Share Letter

Simultaneously with the execution of the Business Combination Agreement on October 10, 2019, the Sponsor, Tiberius, IGI Dubai, Wasef Jabsheh and Argo entered into the Sponsor Share Letter, to which the Company became a party by executing and delivering a joinder thereto, pursuant to which the Sponsor agreed:

- (a) to transfer to Wasef Jabsheh at the Closing (i) 4,000,000 of its Tiberius private warrants (which became our private warrants at the Closing) and (ii) 1,000,000 of its Tiberius founder shares (represented by our common shares issued in exchange therefor in the Merger) (the “Jabsheh Earnout Shares”), with such Jabsheh Earnout Shares being subject to certain vesting and share acquisition provisions as set forth therein;
- (b) to transfer to Argo at the Closing (i) 500,000 of its Tiberius private warrants (which became our private warrants at the Closing) and (ii) 39,200 of its Tiberius founder shares (represented by our common shares issued in exchange therefor in the Merger) (the “Argo Earnout Shares”), with such Argo Earnout Shares being subject to certain vesting and share acquisition provisions as set forth therein;
- (c) effective upon the consummation of the Business Combination to subject 1,973,300 of its remaining Tiberius founder shares (represented by our common shares issued in exchange therefor in the Merger) (the “Sponsor Earnout Shares” and, together with the Jabsheh Earnout Shares and the Argo Earnout Shares, the “Earnout Shares”) to potential vesting and share acquisition obligations as set forth therein;
- (d) to waive its right to convert any loans outstanding to Tiberius into Tiberius warrants and/or warrants of the Company so long as such loans are repaid at Closing; and
- (e) to not, without the prior written consent of IGI, seek or agree to a waiver or amendment of or terminate the provisions of the Tiberius Insider Letter regarding the Sponsor’s agreements therein not to redeem any of its Tiberius securities in connection with the Closing, not to transfer any of its Tiberius securities prior to the Closing and to vote in favor of the Business Combination at the special meeting of Tiberius stockholders that was held on March 13, 2020.

In addition, on March 16, 2020, the Sponsor agreed to transfer to Wasef Jabsheh at the Closing an additional 131,148 of its Earnout Shares (represented by our common shares issued in exchange therefor in the Merger) that are subject to potential vesting and share acquisition obligations (the “Share Transfer Letter”).

The Earnout Shares cannot be transferred by any of Wasef Jabsheh, Argo or the Sponsor unless and until they vest in accordance with the requirements of the Sponsor Share Letter. Any Earnout Shares that fail to vest on or prior to the eight year anniversary of the Closing (the period from the Closing until such date, the “Earnout Period”) will be transferred to the Company for cancellation. Unless and until any Earnout Shares are transferred to the Company for cancellation, each of Wasef Jabsheh, Argo and the Sponsor will own all rights to such Earnout Shares, including the right to vote such shares and to receive dividends. The Earnout Shares will vest and no longer be subject to acquisition by the Company for cancellation as follows:

Holder	Number of Earnout Shares	Company Share Price Threshold*
Wasef Jabsheh	600,000	11.50
	400,000	12.75
	131,148	15.25
Argo	39,200	12.75
Sponsor and its transferees	800,000	11.50
	160,800	12.75
	550,000	14.00
	331,352	15.25

* Based on the closing price of our common shares on the principal exchange on which such securities are then listed or quoted for 20 trading days over a 30 trading day period at any time during the Earnout Period (in each case subject to equitable adjustment for share splits, share dividends, reorganizations, combinations, recapitalizations and similar transactions)

Additionally, all Earnout Shares will automatically vest and no longer be subject to acquisition by the Company for cancellation if after the Closing (1) the Company engages in a “going private” transaction pursuant to Rule 13e-3 under the Exchange Act or otherwise ceases to be subject to reporting obligations under Sections 13 or 15(d) of the Exchange Act, (2) the Company’s common shares cease to be listed on a national securities exchange or (3) the Company is subject to a change of control.

The Tiberius private warrants and the Earnout Shares transferred by the Sponsor to Wasef Jabsheh and Argo under the Sponsor Share Letter and the Share Transfer Letter were transferred to them as “permitted transferees” and each of Wasef Jabsheh and Argo agreed to be bound by the transfer restrictions set forth in the Warrant Agreement and the Insider Letter with respect to such securities.

In addition, on February 12, 2020, Tiberius, the Sponsor, the Company and IGI Dubai entered into a letter agreement (the “Letter Agreement”) in which (1) the Sponsor agreed to forfeit 180,000 shares of Tiberius common stock at Closing and (2) Tiberius agreed to use its reasonable best efforts to repurchase 3,000,000 warrants from a warrant holder at Closing for an aggregate purchase price of \$4,275,000.

Pursuant to the Sponsor Shares Letter, the Share Transfer Letter and the Letter Agreement, at the Closing:

- the Sponsor transferred to Wasef Jabsheh at (i) 4,000,000 of its Tiberius private warrants (which became our private warrants at the Closing) and (ii) 1,131,148 of its Tiberius founder shares (represented by our common shares issued in exchange therefor in the Merger);
- the Sponsor transferred to Argo (i) 500,000 of its Tiberius private warrants (which became our private warrants at the Closing) and (ii) 39,200 of its Tiberius founder shares (represented by our common shares issued in exchange therefor in the Merger);
- the Sponsor forfeited 180,000 shares of Tiberius common stock; and
- Tiberius repurchased 3,000,000 warrants from a warrant holder for an aggregate purchase price of \$4,275,000.

On April 6, 2020, the Sponsor distributed all of its 2,902,152 common shares, including 1,842,152 common shares subject to vesting, to its members. The members of the Sponsor, who include, among others, Michael Gray and Andrew Poole, are subject to the transfer restrictions and vesting set forth in the Sponsor Share Letter and the Insider Letter with respect to such common shares.

Registration Rights Agreement with Former IGI Dubai Shareholders

At the Closing, the Company, the Purchaser Representative and the Sellers entered into a Registration Rights Agreement (the “Registration Rights Agreement”) that became effective upon the consummation of the Business Combination. Under the Registration Rights Agreement, the Sellers hold registration rights that obligate the Company to register for resale under the Securities Act all or any portion of the Exchange Shares (including any additional Exchange Shares issued after the Closing for the Transaction Consideration adjustments) and any Tiberius securities transferred to such Seller under the Sponsor Share Letter (collectively, the “Registrable Securities”). Under the Registration Rights Agreement, Sellers holding at least 25% of the Registrable Securities as of the Closing (after giving effect thereto) are entitled to make a written demand for registration under the Securities Act of all or part of their Registrable Securities. Subject to certain exceptions, if at any time after the Closing, the Company proposes to file a registration statement under the Securities Act with respect to its securities, under the Registration Rights Agreement, it will be required to give notice to the Sellers as to the proposed filing and offer the Sellers holding Registrable Securities an opportunity to register the sale of such number of Registrable Securities as requested by the Sellers in writing. In addition, under the Registration Rights Agreement, subject to certain exceptions, Sellers holding at least 25% of the Registrable Securities as of the Closing (after giving effect thereto) are entitled to request in writing that the Company register the resale of any or all of such Registrable Securities on Form S-3 or F-3 and any similar short-form registration that may be available at such time. The Company also agreed to file within 30 days after the Closing a resale registration statement on Form F-1, F-3, S-1 or S-3 covering all Registrable Securities and to use its commercially reasonable efforts to cause such registration statement to be declared effective as soon as possible thereafter. The Company initially filed such registration statement on Form F-1 with the SEC on April 14, 2020, and it was declared effective on April 27, 2020. The Company replaced the registration statement on Form F-1 with a new registration statement on Form F-3, which was declared effective by the SEC in November 2021.

Under the Registration Rights Agreement, the Sellers are required to immediately discontinue disposition of their Registrable Securities under our resale registration statement upon receipt of a notice from the Company of certain events specified in the Registration Rights Agreement, including, among others, a notice that the financial statements contained in the registration statement become stale, that the registration statement or prospectus included therein contains a material misstatement or omission due to a bona fide business purpose or if transacting in our securities by “insiders” is suspended pursuant to a written insider trading compliance program because of the existence of material non-public information.

Under the Registration Rights Agreement, we agreed to indemnify the Sellers and certain persons or entities related to the Sellers such as their officers, directors, employees, agents and representatives against any losses or damages resulting from any untrue statement or omission of a material fact in any registration statement or prospectus pursuant to which they sell Registrable Securities, unless such liability arose from their misstatement or omission, and the Sellers including Registrable Securities in any registration statement or prospectus agreed to indemnify the Company and certain persons or entities related to the Company such as its officers and directors and underwriters against all losses caused by their material misstatements or omissions in those documents.

Amended & Restated Bye-laws

Nomination of Directors. Our Amended and Restated Bye-laws provide that our directors will be elected by the shareholders at an annual general meeting or at any special general meeting called for that purpose, subject to the following:

- Wasef Jabsheh is entitled to appoint and classify two directors (such Wasef Jabsheh-appointed directors, “Jabsheh Directors”) for so long as (1) Wasef Jabsheh, members of Wasef Jabsheh’s immediate family and/or natural lineal descendants of Wasef Jabsheh or a trust or other similar entity established for the exclusive benefit of Jabsheh and his immediate family and natural lineal descendants (the “Jabsheh Family”) and/or their affiliates own at least 10% of our issued and outstanding common shares and (2) Wasef Jabsheh is a shareholder of the Company; and

- Wasef Jabsheh will be entitled to appoint and classify one Jabsheh Director for so long as (1) Wasef Jabsheh, the Jabsheh Family and/or their affiliates own at least 5% (but less than 10%) of our issued and outstanding common shares and (2) Wasef Jabsheh is a shareholder of the Company.

Removal of Directors. Our shareholders entitled to vote for the election of directors may, at any special general meeting convened and held in accordance with the Amended and Restated Bye-laws, remove a director only with cause, provided that the notice of any such meeting convened for the purpose of removing a director must contain a statement of the intention so to do and be served on such director not less than 14 days before the meeting and at such meeting the director will be entitled to be heard on the motion for such director's removal; provided further that a Jabsheh Director may only be removed by Wasef Jabsheh by notice in writing to the Jabsheh Director and the secretary, so long as Wasef Jabsheh is entitled to appoint such director in accordance with the Amended and Restated Bye-laws.

Approval of Certain Transactions. Our board of directors may approve the following transactions only if each Jabsheh Director then in office votes in favor of such transactions:

- sell or dispose of all or substantially all of the assets of the Company and its subsidiaries on a consolidated basis;
- enter into any transaction in which one or more third parties acquire or acquires 25% or more of the Company's common shares;
- enter into any merger, consolidation, or amalgamation with an aggregate value equal to or greater than \$75 million (exclusive of inter-company transactions);
- alter the size of the board of directors;
- incur debt in an amount of \$50 million (or other equivalent currency) or more; and
- issue common shares (or securities convertible into common shares) in an amount equal to or greater than 10% of the then issued and outstanding common shares of the Company.

Non-Competition Agreement

Simultaneously with the execution of the Business Combination Agreement on October 10, 2019, Wasef Jabsheh, Tiberius, IGI Dubai and the Purchaser Representative entered into a Non-Competition and Non-Solicitation Agreement (the "Non-Competition Agreement"), to which the Company became a party by executing and delivering a joinder thereto, in favor of Tiberius, the Company, IGI Dubai and their respective successors, affiliates and subsidiaries (collectively, the "Covered Parties") relating to the Covered Parties' business after the Closing. The Non-Competition Agreement became effective upon the consummation of the Business Combination. Under the Non-Competition Agreement, for a period of three (3) years after the Closing (the "Restricted Period"), Wasef Jabsheh and his controlled affiliates will not, without the Company's prior written consent, anywhere in Asia, Africa, the Middle East, Central America, South America, Continental Europe or in any other markets in which the Covered Parties are engaged, or are actively contemplating to become engaged, in the Business, as of the date of the Closing or during the Restricted Period, directly or indirectly engage in the business (or own, manage, finance or control, or become engaged or serve as an officer, director, employee, member, partner, agent, consultant, advisor or representative of, an entity that engages in the business) of commercial property and casualty insurance and reinsurance (collectively, the "Business"). However, Wasef Jabsheh and his controlled affiliates may own passive investments of no more than 3% of the total outstanding equity interests of a competitor that is publicly traded, so long as Wasef Jabsheh and his controlled affiliates and their respective equity holders, directors, officers, managers and employees who were involved with the business of any of the Covered Parties are not involved in the management or control of such competitor. Under the Non-Competition Agreement, during the Restricted Period, Wasef Jabsheh and his controlled affiliates also will not, without the Company's prior written consent, (i) solicit or hire the Covered Parties' employees, consultants or independent contractors as of the Closing, during the Restricted Period or at any time within the six (6) month period prior to such solicitation, or (ii) solicit or induce the Covered Parties' customers as of the Closing, during the Restricted Period or at any time within the 6 month period prior to such solicitation. Wasef Jabsheh also agreed to certain confidentiality obligations with respect to the information of the Covered Parties.

Lock-Up Agreements

Simultaneously with the execution of the Business Combination Agreement on October 10, 2019, the Purchaser Representative and each of Wasef Jabsheh, Argo and Ominvest (each, a “Holder”) entered into Lock-Up Agreements (each, a “Lock-Up Agreement”), to which the Company became a party by executing and delivering joinders thereto, with respect to their Exchange Shares (including Escrow Shares and any additional Exchange Shares issued after the closing of the Business Combination as a result of post-closing adjustments to the Transaction Consideration) (collectively, the “Restricted Securities”). Such Lock-Up Agreements became effective upon the consummation of the Business Combination.

In the Lock-Up Agreement signed by Wasef Jabsheh, Mr. Jabsheh agreed that he will not, during the period from the Closing and ending on the earlier of (x) one year after the date of the Closing, (y) the date on which the closing sale price of our common shares equals or exceeds \$12.00 per share for any 20 trading days within any 30 trading day period commencing at least 150 days after the Closing, and (z) the date after the Closing on which the Company consummates a liquidation, merger, share exchange or other similar transaction with an unaffiliated third party (a “Subsequent Transaction”), sell, transfer, assign, pledge, hypothecate or otherwise dispose of, directly or indirectly, the Restricted Securities, or publicly disclose the intention to do any of the foregoing. The lock-up period applicable to Mr. Jabsheh’s shares ended on March 17, 2021.

In the Lock-Up Agreements signed by Argo and Ominvest, only two-thirds of their Exchange Shares (including Escrow Shares) are Restricted Securities and one-third of their Exchange Shares are not subject to restrictions under the Lock-Up Agreement (which unrestricted shares will not include their Escrow Shares). With respect to their Restricted Securities, they each agreed that they will not, during the period from the Closing and ending (i) with respect to 50% of their Restricted Securities (excluding any Escrow Shares), on the earlier of (x) six months after the date of the Closing and (y) the date after the Closing on which the Company consummates a Subsequent Transaction and (ii) with respect to the remaining 50% of their Restricted Securities (including all Escrow Shares), the earliest of (x) one year after the date of the Closing, (y) the date on which the closing sale price of our common shares equals or exceeds \$12.00 per share for any 20 trading days within any 30 trading day period commencing at least 150 days after the Closing, and (z) the date after the Closing on which the Company consummates a Subsequent Transaction. The lock-up period for 50% of their Restricted Securities expired in September 2020 and for the remaining 50% of their Restricted Securities expired in March, 2021.

Our Related Party Transaction Policy and Practices

Related Party Transaction Policy

Our board of directors has adopted a written related party transactions policy. For purposes of the policy, interested transactions include transactions, arrangements or relationships generally involving amounts greater than \$120,000 in the aggregate in which the Company is a participant and a related party has a direct or indirect interest. Related parties are deemed to include directors, director nominees, executive officers, beneficial owners of more than five percent of our voting securities, or an immediate family member of the preceding group.

Employment Agreements

We have entered into employment agreements with our Chief Executive Officer, President and Chief Operating Officer. The employment agreements have a fixed term of three years, with annual renewals thereafter, subject to termination after a specified notice period. Each executive is entitled to an annual salary, to be reviewed each year, an annual target bonus opportunity (calculated as a percentage of salary), and an annual long term incentive opportunity (calculated as a percentage of salary), with cash amounts being paid in USD. For further details on our employment agreements, see the section entitled “*Executive Compensation — Employment Agreements.*”

Indemnification Agreements

We have entered into indemnification agreements with each of our directors and executive officers. The indemnification agreements provide, to the fullest extent permitted under law, indemnification against all expenses, judgments, fines and amounts paid in settlement relating to, arising out of or resulting from indemnitee’s status as a director, officer, employee or agent of the Company or any other corporation, limited liability company, partnership or joint venture, trust or other enterprise which such person is or was serving at the Company’s request. In addition, the

indemnification agreements provide that the Company will advance, to the extent not prohibited by law, the expenses incurred by the indemnitee in connection with any proceeding, and such advancement will be made within 30 days after the receipt by the Company of a statement requesting such advances from time to time, whether prior to or after final disposition of any proceeding.

C. Interests of Experts and Counsel

Not applicable.

ITEM 8. FINANCIAL INFORMATION

A. Consolidated Statements and Other Financial Information

For consolidated financial statements and other financial information, see Item 18 of this annual report.

For a discussion of legal proceedings involving the Company, see Note 25 to the IGI audited consolidated financial statements included in this annual report and the section entitled “*Item 4. Information on the Company — B. Business Overview — Litigation,*” which is incorporated by reference herein.

Our board of directors will evaluate whether or not to pay dividends and, if so, whether to pay dividends on a quarterly, semi-annual or annual basis, depending on our results, market conditions, contractual obligations, legal restrictions and other factors deemed relevant by the board of directors.

B. Significant Changes

None.

ITEM 9. THE OFFER AND LISTING

A. Offer and Listing Details

Our common shares and warrants are listed on Nasdaq under the symbols IGIC and IGICW, respectively. Holders of our common shares and warrants should obtain current market quotations for their securities. There can be no assurance that our common shares and/or warrants will remain listed on Nasdaq. If we fail to comply with the Nasdaq listing requirements, our common shares and/or warrants could be delisted from Nasdaq. A delisting of our common shares will likely affect the liquidity of our common shares and could inhibit or restrict our ability to raise additional financing. See the section entitled “*Risk Factors — Risks Relating to Ownership of Our Securities — Nasdaq may delist our securities, which could limit investors’ ability to engage in transactions in our securities and subject us to additional trading restrictions.*”

B. Plan of Distribution

Not applicable.

C. Markets

A discussion of all stock exchanges and other regulated markets on which our securities are listed is provided under “— *A. Offer and Listing Details*” of this annual report and is incorporated herein by reference.

D. Selling Shareholders

Not applicable.

E. Dilution

Not applicable.

F. Expenses of the Issue

Not applicable.

ITEM 10. ADDITIONAL INFORMATION

A. Share Capital

Not applicable.

B. Memorandum and Articles of Association

The following description includes a summary of specified provisions of our memorandum of association and our Amended and Restated Bye-laws. This description is qualified by reference to our memorandum of association and our Amended and Restated Bye-laws which are incorporated by reference as exhibits to this annual report.

General

International General Insurance Holdings Ltd. is an exempted company incorporated under the laws of Bermuda and registered with the Registrar of Companies in Bermuda under registration number 55038. The Company was incorporated on October 28, 2019 under the name International General Insurance Holdings Ltd. Its registered office is located at Clarendon House, 2 Church Street, Hamilton HM11, Bermuda. Prior to the Business Combination, the Company owned no material assets and did not operate any business.

The objects of our business are unrestricted, and the Company has the capacity of a natural person. We can therefore undertake activities without restriction on our capacity.

Other than in connection with the Business Combination, since our incorporation, there have been no material changes to our share capital, mergers, amalgamations or consolidations of the Company or any of our significant subsidiaries, no acquisitions or dispositions of material assets other than in the ordinary course of business, no material changes in the mode of conducting our business, no material changes in the types of products produced or services rendered and no name changes. There have been no bankruptcy, receivership or similar proceedings with respect to the Company or its significant subsidiaries. There have been no public takeover offers by third parties for our shares nor any public takeover offers by us for the shares of another company which have occurred during the last or current financial years.

Preemptive Rights

Our Amended and Restated Bye-laws do not provide shareholders with pro rata preemptive rights to subscribe for any newly issued common shares. Additionally, the Companies Act does not provide shareholders with a statutory preemptive right.

Repurchase of Shares

Our board of directors may exercise all of the powers to purchase for cancellation or acquire our shares as treasury shares in accordance with the Companies Act. On a reacquisition of shares, such shares may be cancelled (in which event, our issued but not our authorized capital will be diminished accordingly) or held as treasury shares. Such purchases may only be effected out of the capital paid up on the purchased shares or out of the funds otherwise available for dividend or distribution or out of the proceeds of a fresh issue of shares made for the purpose.

Alteration of Share Capital

We may, if authorized by a resolution of our shareholders, increase, divide, consolidate, subdivide, change the currency denomination of, diminish or otherwise alter or reduce the share capital in any manner permitted by the Companies Act.

Variation of Rights

If at any time we have more than one class of shares, the rights attaching to any class, unless otherwise provided for by the terms of issue of the relevant class, may be varied with the sanction of a resolution passed by a majority of the votes cast at a general meeting of the relevant class of shareholders at which a quorum consisting of at least two persons holding or representing one-third of the issued shares of the relevant class is present. Our Amended and Restated Bye-laws specify that the creation or issue of shares ranking equally with existing shares will not, unless

expressly provided by the terms of issue of existing shares, vary the rights attached to existing shares. In addition, the creation or issue of preference shares ranking prior to common shares will not be deemed to vary the rights attached to common shares or, subject to the terms of any other series of preference shares, to vary the rights attached to any other series of preference shares.

Transfer of Shares

Our board of directors may in its absolute discretion and without assigning any reason refuse to register the transfer of a share which is not fully paid. Our board of directors may also refuse to recognize an instrument of transfer of a share unless it is accompanied by the relevant share certificate and such other evidence of the transferor's right to make the transfer as our board of directors shall reasonably require. The board of directors shall refuse to register a transfer unless all applicable consents, authorizations and permissions of any governmental body or agency in Bermuda have been obtained, may decline to register any transfer of shares if it appears to the directors, in their reasonable discretion, that any non-de minimis adverse tax, regulatory or legal consequence to the Company, any subsidiary of the Company or the Company's affiliates would result from such transfer; or may decline to register any transfer of shares if the transferee shall not have been approved by applicable governmental authorities outside of Bermuda if such approval is required in respect of such transfer. Subject to these restrictions, a holder of common shares may transfer the title to all or any of its common shares by completing a form of transfer in the form set out in our Amended and Restated Bye-laws (or as near thereto as circumstances admit) or in such other common form as the board of directors may accept. The instrument of transfer must be signed by the transferor and transferee, although in the case of a fully paid share our board of directors may accept the instrument signed only by the transferor.

Notwithstanding anything to the contrary in the Amended and Restated Bye-laws, our shares may be transferred without a written instrument if transferred by an appointed agent and in any form or manner which is in accordance with the rules or regulations of an appointed stock exchange (which includes the Nasdaq Capital Market) on which the shares are listed or admitted to trading.

General Meetings

An annual general meeting will be held each year in accordance with the requirements of the Companies Act and our Amended and Restated Bye-laws at such time and place as our board of directors appoints. Our board of directors or the chairman may also, whenever in its judgment it is necessary, convene general meetings other than annual general meetings which are called special general meetings. Bermuda law and the Amended and Restated Bye-laws provide that a special general meeting must be called upon the request of shareholders holding not less than one-tenth of the paid-up capital of the Company carrying the right to vote at general meetings. Any annual general meeting and special general meeting must be called by not less than fourteen (14) days' prior notice in writing. A notice of meeting must include the place, day and time of the meeting and, in the case of an annual general meeting, that the election of directors will take place thereat and any other business to be conducted at the meeting, and, in the case of a special general meeting, the general nature of the business to be considered at the meeting. This notice requirement is subject to the ability to hold such meetings on shorter notice if such notice is agreed: (i) in the case of an annual general meeting by all of the shareholders entitled to attend and vote at such meeting; or (ii) in the case of a special general meeting by a majority in number of the shareholders entitled to attend and vote at the meeting holding not less than 95% in nominal value of the shares entitled to vote at such meeting. A shareholder may appoint a proxy to attend and vote at the general meeting by providing notice in writing to us at our registered office or at such other place or in such manner as specified in the notice of the general meeting.

The chairman, if present, and if not, the chief executive officer, if present, and if not, the president, if present, and if not, any person appointed by our board of directors will act as chairman of the meeting. In their absence and if no one is appointed by our board of directors as chairman of such meeting, a chairman of the meeting will be appointed or elected by those present at the meeting and entitled to vote.

Board and Shareholder Ability to Call Special Meetings

Our Amended and Restated Bye-laws provide that (a) the board of directors or the chairman of the Company may convene a special general meeting whenever in their judgment such meeting is necessary and (b) the board of directors must convene a special general meeting at the request of shareholders holding not less than one-tenth of the paid-up share capital of the Company with the right to vote at general meetings.

Shareholder Meeting Quorum

Our Amended and Restated Bye-laws provide that at any general meeting of shareholders, two or more persons present at the start of the meeting, representing in person or by proxy in excess of 50% of the total voting rights of all issued and outstanding shares of the Company entitled to vote at such general meeting, shall be the quorum for the transaction of business provided, however, that if at any time there is only one shareholder, one shareholder present in person or by proxy shall form a quorum for the transaction of business at any general meeting held during such time.

Voting Rights

Subject to any restrictions for the time being lawfully attached to any class of shares, every shareholder who is present in person or by proxy at a general meeting shall be entitled to one vote on a show of hands and be entitled to one vote for every share of which he is a holder on a vote taken by poll, and any question proposed for the consideration of the shareholders at any general meeting shall be decided by the affirmative votes of a majority of the votes cast in accordance with the Amended and Restated Bye-laws, and in the case of an equality of votes, the resolution will fail.

Shareholder Action by Written Consent

The Companies Act provides that, unless otherwise provided in a company's bye-laws, shareholders may take any action by resolution in writing provided that notice of such resolution is circulated, along with a copy of the resolution, to all shareholders who would be entitled to attend a meeting and vote on the resolution. Such resolution in writing must be signed by the shareholders of the company who, at the date of the notice, represent such majority of votes as would be required if the resolution had been voted on at a meeting of the shareholders. The Companies Act provides that the following actions may not be taken by resolution in writing: (1) the removal of the company's auditors and (2) the removal of a director before the expiration of his or her term of office. Under the Amended and Restated Bye-laws, anything which may be done by resolution at a general meeting of shareholders, or by resolution at a meeting of any class of the shareholders (other than the actions referred to in the preceding sentence) may without a meeting and without any previous notice being required, be done by unanimous written resolution signed by or on behalf of all shareholders entitled to attend and vote at such a meeting.

Access to Books and Records and Dissemination of Information

Members of the general public have a right to inspect the public documents of a company available at the office of the Registrar of Companies in Bermuda. These documents include the company's memorandum of association, including its objects and powers, and certain alterations to the memorandum of association. The shareholders have the additional right to inspect the bye-laws of the company, minutes of general meetings and the company's audited financial statements, which must be presented to the annual general meeting. The register of members of a company is also open to inspection by shareholders and by members of the general public without charge. The register of members is required to be open for inspection for not less than two hours in any business day (subject to the ability of a company to close the register of members for not more than thirty days in a year). A company is required to maintain its share register in Bermuda but may, subject to the provisions of the Companies Act, establish a branch register outside of Bermuda. A company is required to keep at its registered office a register of directors and officers that is open for inspection for not less than two hours in any business day by members of the public without charge. A company is also required to file with the Registrar of Companies in Bermuda a list of its directors to be maintained on a register, which register will be available for public inspection subject to such conditions as the Registrar may impose and on payment of such fee as may be prescribed. Bermuda law does not, however, provide a general right for shareholders to inspect or obtain copies of any other corporate records.

Classified Board

Our Amended and Restated Bye-laws provide that our board of directors shall consist of such number of directors as the board may from time to time determine in accordance therewith. Upon and since the consummation of the Business Combination, our board of directors consists of 7 directors. Our Amended and Restated Bye-laws provide that the directors are divided into three classes designated Class I, Class II and Class III, with each class of directors consisting, as nearly as possible, of one-third of the total number of directors constituting the entire board of directors. The Class I directors are initially elected for a one-year term of office, the Class II directors are initially elected for a two year term of office and the Class III directors are initially elected for a three-year term of office. At each annual

general meeting, successors to the class of directors whose term expires at that annual general meeting will be elected for a three-year term. If the number of directors is changed, any increase or decrease will be apportioned among the classes so as to maintain the number of directors in each class as nearly equal as possible, and any director of any class elected to fill a vacancy will hold office for a term that will coincide with the remaining term of the other directors of that class, but in no case will a decrease in the number of directors shorten the term of any director then in office. A director appointed by Mr. Jabsheh will be classified by Mr. Jabsheh in accordance with the Amended and Restated Bye-laws, provided that no such classification will change the classification of any other director then serving. Currently, Mr. Jabsheh's appointed directors — Wasef Jabsheh and Walid Jabsheh — are serving as Class III Directors with their terms expiring at our 2023 annual general meeting.

Appointment and Election of Directors

Our directors are, subject to Wasef Jabsheh's rights to appoint directors, elected by the shareholders at an annual general meeting or at any special general meeting called for that purpose, subject to the following:

- Wasef Jabsheh is entitled to appoint and classify two directors (such as Wasef Jabsheh-appointed directors, "Jabsheh Directors") for so long as (1) Wasef Jabsheh, the Jabsheh Family and/or their affiliates own at least 10% of our issued and outstanding common shares and (2) Wasef Jabsheh is a shareholder of the Company; and
- Wasef Jabsheh is entitled to appoint and classify one Jabsheh Director for so long as (1) Wasef Jabsheh, the Jabsheh Family and/or their affiliates own at least 5% (but less than 10%) of our issued and outstanding common shares and (2) Wasef Jabsheh is a shareholder of the Company.

An eligible shareholder wishing to propose for election as a director someone who is not an existing director or is not proposed by our board of directors must give notice of the intention to propose the person for election. Where a director is to be elected at an annual general meeting, that notice must be given not less than 90 days nor more than 120 days before the anniversary of the last annual general meeting prior to the giving of the notice or, in the event the annual general meeting is called for a date that is not 30 days before or after such anniversary the notice must be given not later than 10 days following the earlier of the date on which notice of the annual general meeting was posted to shareholders or the date on which public disclosure of the date of the annual general meeting was made. Where a director is to be elected at a special general meeting, that notice must be given not later than 10 days following the earlier of the date on which notice of the special general meeting was posted to shareholders or the date on which public disclosure of the date of the special general meeting was made. An eligible shareholder is a shareholder holding at least 5% of the issued and outstanding share capital of the Company who has held such amount for at least three years following the date of adoption of the Amended and Restated Bye-laws.

Removal of Directors

Our Amended and Restated Bye-laws provide that shareholders entitled to vote for the election of directors may, at any special general meeting convened and held in accordance with the Amended and Restated Bye-laws, remove a director only with cause, by the affirmative vote of shareholders holding at least a majority of the total voting rights of all shareholders having the right to vote at such meeting, provided that the notice of any such meeting convened for the purpose of removing a director must contain a statement of the intention so to do and be served on such director not less than 14 days before the meeting and at such meeting the director will be entitled to be heard on the motion for such director's removal; provided further that a Jabsheh Director may only be removed by Wasef Jabsheh by notice in writing to the Jabsheh Director and the secretary, so long as Wasef Jabsheh is entitled to appoint such director in accordance with the Amended and Restated Bye-laws. For purposes of this provision, "cause" means a conviction for a criminal offence involving fraud or dishonesty or civil liability in respect of any action involving fraud or dishonesty.

Proceedings of Board of Directors

Our Amended and Restated Bye-laws provide that our business is to be managed and conducted by our board of directors. Bermuda law permits individual and corporate directors and there is no requirement in the Amended and Restated Bye-laws or Bermuda law that directors hold any of our shares. There is also no requirement in the Amended and Restated Bye-laws or Bermuda law that our directors must retire at a certain age.

The remuneration of our directors is determined by the board of directors from time to time at a duly authorized meeting. Our directors may also be paid all travel, hotel and other expenses properly incurred by them in connection with our business or their duties as directors.

Provided a director discloses a direct or indirect interest in any contract or arrangement or proposed contract or arrangement with us as required by Bermuda law, such director is entitled to vote in respect of any such contract or arrangement in which he or she is interested and/or be counted in the quorum for the meeting at which such contract or arrangement is to be voted on.

A director (including the spouse or children of the director or any company of which such director, spouse or children own or control more than 20% of the capital or loan debt) cannot borrow from us (except loans made to directors who are bona fide employees or former employees, pursuant to an employee share scheme) unless shareholders holding 90% of the total voting rights have consented to the loan.

Approval of Certain Transactions

Our board of directors may approve the following transactions only if each Jabsheh Director then in office votes in favor of such transactions:

- sell or dispose of all or substantially all of the assets of the Company and its subsidiaries on a consolidated basis;
- enter into any transaction in which one or more third parties acquire or acquires 25% or more of the Company's common shares;
- enter into any merger, consolidation, or amalgamation with an aggregate value equal to or greater than \$75 million (exclusive of inter-company transactions);
- alter the size of the board of directors;
- incur debt in an amount of \$50 million (or other equivalent currency) or more; and
- issue common shares (or securities convertible into common shares) in an amount equal to or greater than 10% of the then issued and outstanding common shares of the Company.

Amalgamations, Mergers and Business Combinations

The amalgamation or merger of a Bermuda company with another company or corporation (other than certain affiliated companies) requires the amalgamation or merger agreement to be approved by the company's board of directors and by its shareholders. Unless the company's bye-laws provide otherwise, the approval of 75% of the shareholders voting at such meeting is required to approve the amalgamation or merger agreement, and the quorum for such meeting must be two persons holding or representing more than one-third of the issued shares of the company. The Amended and Restated Bye-laws provide that an amalgamation, consolidation or a merger (other than with a wholly owned subsidiary or as described below) that has been approved by the board of directors must only be approved by a majority of the votes cast at a general meeting of the shareholders at which the quorum shall be two or more persons present in person and representing in person or by proxy in excess of 50% of all issued and outstanding common voting shares. Any other amalgamation or merger or other business combination (as defined in the Amended and Restated Bye-laws) not approved by our board of directors must be approved by the holders of not less than 66 $\frac{2}{3}$ % of all votes attaching to all shares then in issue entitling the holder to attend and vote on the resolution.

Dissenter's Rights

Under Bermuda law, in the event of an amalgamation or merger of a Bermuda company with another company or corporation, including a public Bermuda company, a shareholder of the Bermuda company who did not vote in favor of the amalgamation or merger and is not satisfied that fair value has been offered for such shareholder's shares may, within one month of notice of the shareholders meeting, apply to the Supreme Court of Bermuda to appraise the fair value of those shares. These approval rights did not apply to the Business Combination because the Company was not a party to any amalgamation or merger contemplated by the Business Combination.

Approval of Business Combinations with Interested Shareholders

Bermuda law does not prohibit companies from engaging in certain business combinations with an interested shareholder. However, the Amended and Restated Bye-laws contain provisions regarding business combinations (including mergers, amalgamations or consolidations) with interested shareholders. These provide that, in addition to any other approval that may be required by applicable law, if the business combination is with an interested shareholder, approval is required from (1) a majority of the board of directors, including each Jabsheh Director in the event such amalgamation, consolidation or merger has an aggregate value equal to or greater than \$75 million (exclusive of inter-company transactions), and (2) an affirmative vote of at least 66.7% of all the issued and outstanding voting shares of the Company that are not owned by the interested shareholder (subject to certain exceptions). An interested shareholder means any person (other than Wasef Jabsheh, the Company and any entity directly or indirectly wholly-owned or majority-owned by the Company) that (i) is the owner of 15% or more of the issued and outstanding voting shares of the Company, (ii) is an affiliate or associate of the Company and was the owner of 15% or more of the issued and outstanding voting shares of the Company at any time within the three-year period immediately prior to the date on which it is sought to be determined whether such person is an interested shareholder or (iii) is an affiliate or associate of any person listed in (i) or (ii) above.

Limitations on Director Liability and Indemnification of Directors and Officers

Section 98 of the Companies Act provides generally that a Bermuda company may indemnify its directors, officers and auditors against any liability which by virtue of any rule of law would otherwise be imposed on them in respect of any negligence, default, breach of duty or breach of trust, except in cases where such liability arises from fraud or dishonesty of which such director, officer or auditor may be guilty in relation to the company. Section 98 further provides that a Bermuda company may indemnify its directors, officers and auditors against any liability incurred by them in defending any proceedings, whether civil or criminal, in which judgment is awarded in their favor or in which they are acquitted or granted relief by the Supreme Court of Bermuda pursuant to section 281 of the Companies Act.

The Amended and Restated Bye-laws provide that the directors, resident representative, secretary and other officers acting in relation to any of the affairs of the Company or any subsidiary thereof and the liquidator or trustees (if any) acting in relation to any of the affairs of the Company or any subsidiary thereof and every one of them shall be indemnified and secured harmless out of the assets of the Company from and against all actions, costs, charges, losses, damages and expenses which they or any of them shall or may incur or sustain by or by reason of any act done, concurred in or omitted in or about the execution of their duty, or supposed duty, or in their respective offices or trusts, and no indemnified party shall be answerable to the acts, receipts, neglects or defaults of the others of them or for joining in any receipts for the sake of conformity, or for any bankers or other persons with whom any moneys or effects belonging to the Company shall or may be lodged or deposited for safe custody, or for insufficiency or deficiency of any security upon which any moneys of or belonging to the Company shall be placed out on or invested, or for any other loss, misfortune or damage which may happen in the execution of their respective offices or trusts, or in relation thereto, provided that this indemnity shall not extend to any matter in respect of any fraud or dishonesty in relation to the Company which may attach to any of the indemnified parties. We may also enter into an indemnification agreement with any director or officer of the Company.

In addition, the Amended and Restated Bye-laws provide that the Company may (i) purchase and maintain insurance for the benefit of any director or officer against any liability incurred by such person under the Companies Act in his or her capacity as a director or officer of the Company or indemnifying such director or officer in respect of any loss arising or liability attaching to him or her by virtue of any rule of law in respect of any negligence, default, breach of duty or breach of trust of which the director or officer may be guilty in relation to the Company or any of its subsidiaries and (ii) advance moneys to a director or officer for the costs, charges and expenses incurred by the director or officer in defending any civil or criminal proceedings against him or her, on condition that the director or officer shall repay the advance if any allegation of fraud or dishonesty in relation to the Company is proved against him or her.

Class Actions and Derivative Suits

Class actions and derivative actions are generally not available to shareholders under Bermuda law. The Bermuda courts, however, would ordinarily be expected to permit a shareholder to commence an action in the name of a company to remedy a wrong to the company where the act complained of is alleged to be beyond the corporate power of the company or illegal, or would result in the violation of the company's memorandum of association or bye-laws. Furthermore, consideration would be given by a Bermuda court to acts that are alleged to constitute a fraud against the minority shareholders or, for instance, where an act requires the approval of a greater percentage of the company's shareholders than that which actually approved it.

When the affairs of a company are being conducted in a manner which is oppressive or prejudicial to the interests of some part of the shareholders, one or more shareholders may apply to the Supreme Court of Bermuda, which may make such order as it sees fit, including an order regulating the conduct of the company's affairs in the future or ordering the purchase of the shares of any shareholders by other shareholders or by the company.

The Amended and Restated Bye-laws provide that each of our shareholders waives any claim or right of action such shareholder might have, whether individually or by or in the right of the Company, against any director or officer of the Company on account of any action taken by such director or officer, or the failure of such director or officer to take any action in the performance of his duties with or for the Company or any subsidiary thereof, except in respect of any fraud or dishonesty of such director or officer.

Exclusive Forum

Our Amended and Restated Bye-laws provide that the Supreme Court of Bermuda will be, to the fullest extent permitted by law, the exclusive forum for any dispute that arises concerning the Companies Act or out of or in connection with the Amended and Restated Bye-laws, including any question regarding the existence and scope of any bye-law and/or whether there has been any breach of the Companies Act or the bye-laws by an officer or director (whether or not such a claim is brought in the name of a shareholder or in the name of the Company).

To the fullest extent permitted by law, the forum selection bye-law discussed above will apply to derivative actions or proceedings brought on behalf of the Company and arising under the Securities Act or the Exchange Act, although our shareholders cannot waive compliance with the federal securities laws and the rules and regulations thereunder. There is uncertainty as to whether a court would enforce such provision in connection with any such derivative action or proceeding arising under the Securities Act or the Exchange Act, and it is possible that a court could find the forum selection bye-law to be inapplicable or unenforceable in such a case.

Amendment of Memorandum of Association and Bye-laws

Bermuda law provides that the memorandum of association of a company may be amended by a resolution passed at a general meeting of shareholders. Our Amended and Restated Bye-laws provide that no bye-law shall be rescinded, altered or amended, and no new bye-law shall be made, unless it shall have been approved by a resolution of our board of directors and by a resolution of our shareholders. In the case of certain bye-laws, such as the bye-laws relating to the term, election and removal of directors, classes and powers of directors, approval of business combinations and amendment of bye-law provisions, the required resolutions must include the affirmative vote of at least 66% of our directors then in office and of at least 66% percent of the votes attaching to all shares issued and outstanding.

Under Bermuda law, the holders of an aggregate of not less than 20% in par value of the company's issued share capital or any class thereof have the right to apply to the Supreme Court of Bermuda for an annulment of any amendment of the memorandum of association adopted by shareholders at any general meeting, other than an amendment which alters or reduces a company's share capital as provided in the Companies Act. Where such an application is made, the amendment becomes effective only to the extent that it is confirmed by the Bermuda court. An application for an annulment of an amendment of the memorandum of association must be made within 21 days after the date on which the resolution altering the company's memorandum of association is passed and may be made on behalf of persons entitled to make the application by one or more of their number as they may appoint in writing for the purpose. No application may be made by shareholders voting in favor of the amendment.

Capitalization of Profits and Reserves

Pursuant to the Amended and Restated Bye-laws, our board of directors may (i) capitalize any part of the amount of our share premium or other reserve accounts or any amount credited to our profit and loss account or otherwise available for distribution by applying such sum in paying up unissued shares to be allotted as fully paid bonus shares pro-rata (except in connection with the conversion of shares) to the shareholders; or (ii) capitalize any sum standing to the credit of a reserve account or sums otherwise available for dividend or distribution by paying up in full, partly paid or nil paid shares of those shareholders who would have been entitled to such sums if they were distributed by way of dividend or distribution.

Untraced Shareholders

Our Amended and Restated Bye-laws provide that our board of directors may forfeit any dividend or other monies payable in respect of any shares which remain unclaimed for six years from the date when such monies became due for payment (or such other period of time as may be required pursuant to the listing requirements of Nasdaq or such other stock exchange or quotation system applicable to our shares, provided that such other period of time is not less than six years). In addition, we are entitled to cease sending dividend warrants and checks by post or otherwise to a shareholder if such instruments have been returned undelivered to, or left uncashed by, such shareholder on at least two consecutive occasions or, following one such occasion, reasonable enquires have failed to establish the shareholder's new address. This entitlement ceases if the shareholder claims a dividend or cashes a dividend check or a warrant.

Certain Provisions of Bermuda Law

Exchange Control

We have been designated by the Bermuda Monetary Authority as a non-resident for Bermuda exchange control purposes. This designation allows us to engage in transactions in currencies other than the Bermuda dollar, and there are no restrictions on our ability to transfer funds (other than funds denominated in Bermuda dollars) in and out of Bermuda or to pay dividends to United States residents who are holders of our common shares. The Bermuda Monetary Authority has given its consent for the issue and free transferability of all of our common shares to and between non-residents of Bermuda for exchange control purposes, provided our shares remain listed on an appointed stock exchange, which includes Nasdaq. Approvals or permissions given by the Bermuda Monetary Authority do not constitute a guarantee by the Bermuda Monetary Authority as to our performance or our creditworthiness. Accordingly, in giving such consent or permissions, the Bermuda Monetary Authority shall not be liable for the financial soundness, performance or default of our business or for the correctness of any opinions or statements expressed in this annual report. Certain issues and transfers of common shares involving persons deemed resident in Bermuda for exchange control purposes require the specific consent of the Bermuda Monetary Authority.

Share Certificates

In accordance with Bermuda law, share certificates are only issued in the names of companies, partnerships or individuals. In the case of a shareholder acting in a special capacity (for example as a trustee), certificates may, at the request of the shareholder, record the capacity in which the shareholder is acting. Notwithstanding such recording of any special capacity, we are not bound to investigate or see to the execution of any such trust.

Membership

Under the Companies Act, only those persons who agree to become members of a Bermuda company and whose names are entered on the register of members of such company are deemed members. A Bermuda company is not bound to see to the execution of any trust, whether express, implied or constructive, to which any of its shares are subject and whether or not the company had notice of such trust. Accordingly, persons holding shares through a trustee, nominee or depository will not be recognized as members of a Bermuda company under Bermuda law and may only have the benefit of rights attaching to the shares or remedies conferred by law on members through or with the assistance of the trustee, nominee or depository.

C. Material Contracts

Business Combination Agreement

On October 10, 2019, IGI Dubai entered into the Business Combination Agreement with Tiberius, the Sponsor (solely in its capacity as the Purchaser Representative), Wasef Jabsheh (solely in his capacity as the representative of the Sellers) and, pursuant to a joinder thereto, the Company and Merger Sub.

In connection with the Business Combination Agreement, all shareholders of IGI Dubai entered into Share Exchange Agreements with IGI Dubai, Tiberius and the Seller Representative, pursuant to which the Company became a party thereafter upon execution of a joinder thereto.

Pursuant to the Business Combination Agreement, among other matters, on March 17, 2020 (the “Closing”) (1) Merger Sub merged with and into Tiberius, with Tiberius surviving the merger and each of the former security holders of Tiberius receiving securities of the Company (the “Merger”) and (2) all of the outstanding share capital of IGI Dubai (the “Purchased Shares”) was exchanged by the Sellers for a combination of common shares of the Company and aggregate cash consideration of \$80.0 million (the “Share Exchange” and, together with the Merger and the other transactions contemplated by the Business Combination Agreement, the “Business Combination”).

As a result of and upon consummation of the Business Combination, each of Tiberius and IGI Dubai became a subsidiary of the Company and the Company became a new public company owned by the prior stockholders of Tiberius and the prior shareholders of IGI Dubai. Upon consummation of the Business Combination pursuant to the terms of the Business Combination Agreement, our common shares and warrants to purchase common shares became listed on Nasdaq under the symbols IGIC and IGICW, respectively.

The total consideration paid by the Company to the Sellers (the “Transaction Consideration”) was equal to (i) the sum of (the “Adjusted Book Value”) (A) the total consolidated book equity value of IGI Dubai and its subsidiaries as of the most recent month end of IGI Dubai prior to the Closing (the “Book Value”), plus (B) the amount of IGI Dubai’s out-of-pocket transaction expenses which reduced the Book Value from what it would have been if such expenses had not been incurred, multiplied by (ii) 1.22, and multiplied by (iii) a fraction equal to (A) the total number of Purchased Shares divided by (B) the total number of issued and outstanding IGI Dubai shares as of the Closing.

\$80,000,000 of the Transaction Consideration was paid in cash (the “Cash Consideration”), with each Purchased Share acquired for cash paid based on a value equal to two times Adjusted Book Value per share. The Purchased Shares paid with the Cash Consideration were allocated among the Sellers based on an agreed upon formula, with Wasef Jabsheh receiving \$65,000,000 of the Cash Consideration, Wasef Jabsheh’s family members receiving no Cash Consideration and the remaining Sellers receiving the remaining \$15,000,000 pro rata based on the Purchased Shares owned by each such remaining Seller.

The remaining Transaction Consideration was paid by the Company to the Sellers by delivery of the Exchange Shares equal in value to the Transaction Consideration less the Cash Consideration (the “Equity Consideration”), with each Exchange Share valued at the price per share at which each Tiberius share of common stock was redeemed or converted pursuant to the redemption by Tiberius of its public stockholders in connection with Tiberius’ initial business combination, as required by its amended and restated certificate of incorporation and Tiberius’ initial public offering prospectus. The Exchange Shares were allocated among the Sellers pro rata based on the total number of Purchased Shares held by them after deducting the number of Purchased Shares paid for with the Cash Consideration.

Escrow Agreement

Pursuant to the Business Combination Agreement, 935,813 Exchange Shares otherwise issuable to the Sellers at the Closing (the “Escrow Shares”) were set aside in escrow and delivered to Continental Stock Transfer & Trust Company, as escrow agent (the “Escrow Agent”), to be held on behalf of the Sellers, with such Escrow Shares, and any dividends, distributions or other earnings thereon, to be used as the sole source of remedy available to the Company for any post-closing Transaction Consideration negative adjustments.

Registration Rights Agreement with Former IGI Dubai Shareholders

At the Closing, the Company, the Purchaser Representative and the Sellers entered into a Registration Rights Agreement that became effective upon the consummation of the Business Combination. See “*Major Shareholders and Related Party Transactions — Related Party Transactions.*”

Founders Registration Rights Agreement

Tiberius, the Sponsor and the other Holders named therein are party to a registration rights agreement, dated as of March 15, 2018. At the closing of the Business Combination, the Company, Tiberius and the holders of a majority of the “Registrable Securities” thereunder entered into an amendment to such agreement whereby the Company assumed Tiberius’s obligations under the agreement (collectively, the “Founders Registration Rights Agreement”). Pursuant to the Founders Registration Rights Agreement, the Company agreed to file within 30 days after the Closing a resale registration statement on Form F-1, F-3, S-1 or S-3 covering all “Registrable Securities” thereunder and to use its commercially reasonable efforts to cause such registration statement to be declared effective as soon as possible thereafter. The Company initially filed such registration statement with the SEC on April 14, 2020, and it was declared effective on April 27, 2020. This registration statement was replaced by a new registration statement on Form F-3, which was declared effective by the SEC in November 2021.

We may delay the filing or the effectiveness of, or suspend the use of such registration statement for not more than 30 days if such filing, the effectiveness or continued use of the registration statement, as the case may be (i) would, in the good faith judgment of the Chief Executive Officer or principal financial officer of the Company, after consultation with counsel to the Company, require the Company to disclose material non-public information that has not been, and is otherwise not required to be, disclosed to the public, and the Company has a bona fide business purpose for not making such information public, or (ii) would require the inclusion in such registration statement of financial statements that are unavailable to the Company for reasons beyond the Company’s control. If the Company exercises these rights, the holders of Registrable Securities agreed to, immediately upon their receipt of a notice from us, to suspend the use of the prospectus relating any sale of their Registrable Securities. The holders of Registrable Securities are also required to discontinue any sale of their Registrable Securities upon receipt of written notice from the Company that our resale registration statement or prospectus relating to such registration statement contains a material misstatement or omission.

Subscription Agreements with PIPE Investors

Simultaneously with the execution of the Business Combination Agreement on October 10, 2019, Tiberius entered into subscription agreements (each, a “PIPE Subscription Agreement”) with certain investors (the “PIPE Investors”), pursuant to which Tiberius agreed to issue and sell to the PIPE Investors an aggregate of \$23,611,809 of Tiberius common stock at a price of \$10.20 per share immediately prior to, and subject to, the Closing, which became the Company’s common shares in the Business Combination. At the Closing, Tiberius issued 2,314,883 shares of Tiberius common stock to the PIPE Investors, which were exchanged for 2,314,883 common shares of the Company in the Merger. The PIPE Investors were given registration rights in the PIPE Subscription Agreements pursuant to which the Company, as the successor to Tiberius, is required to file a resale registration statement for the shares issued to the PIPE Investors within 30 days after the Closing and use its commercially reasonable efforts to have the registration statement declared effective as soon as practicable after the filing thereof. The Company initially filed such registration statement with the SEC on April 14, 2020, and it was declared effective on April 27, 2020. This registration statement was replaced by a new registration statement on Form F-3, which was declared effective by the SEC in November 2021.

Under the PIPE Subscription Agreements, the Company may delay filing or suspend the use of any such registration statement if it determines that an amendment to the registration statement is required in order for the registration statement to not contain a material misstatement or omission, or if such filing or use could materially affect a bona fide business or financing transaction of the Company or would require premature disclosure of information that could materially adversely affect the Company (each such circumstance, a “Suspension Event”). Upon receipt of any written notice from the Company of any Suspension Event, the PIPE Investors are required to immediately discontinue offers and sales of our securities under the registration statement and to maintain the confidentiality of any information included in such written notice delivered by the Company unless otherwise required by applicable law.

Forward Purchase Commitments

In connection with its initial public offering in 2018, Tiberius obtained forward purchase commitments from four investors who committed to purchase Tiberius securities for \$25 million in connection with Tiberius's initial business combination. Prior to the Closing, The Gray Insurance Company, an affiliate of the Sponsor, assumed the rights and obligations of one of these four investors under his forward purchase contract and his PIPE Subscription Agreement. At the Closing, Tiberius issued 2,900,000 share of Tiberius common stock to the four investors that were exchanged for 2,900,000 common shares of the Company in the Merger. Following the consummation of the Business Combination, pursuant to the Founders Registration Rights Agreement, as amended at the Closing, the Company is required to file and maintain an effective registration statement under the Securities Act covering the resale of the securities issued to the four investors pursuant to the forward purchase contracts. The Company initially filed such registration statement with the SEC on April 14, 2020, and it was declared effective on April 27, 2020. This registration statement was replaced by a new registration statement on Form F-3, which was declared effective by the SEC in November 2021.

Pursuant to the forward purchase commitments the forward purchase investors agreed not to sell, transfer, pledge, hypothecate or otherwise dispose of all or any part of the Founder Shares (as defined in the forward purchase contracts) that they acquired under the forward purchase contracts until the earlier to occur of (the "Lock-up"): (a) one year after the completion Tiberius's initial business combination or (b) the date following the completion of Tiberius's initial business combination on which Tiberius completes a liquidation, merger, stock exchange or other similar transaction that results in all of its stockholders having the right to exchange their shares of Tiberius common stock for cash, securities or other property. Notwithstanding the foregoing, if the last sale price of the Tiberius common stock equals or exceeds \$12.00 per share (as adjusted for stock splits, stock dividends, reorganizations, recapitalizations and the like) for any 20 trading days within any 30 trading day period commencing at least 150 days after the business combination, the Founder Shares will be released from the Lock-up. This lock-up period ended on March 17, 2021.

Warrant Agreement

The Company agreed that, as soon as practicable, but in no event later than 30 business days after the Closing, we would use our best efforts to file a registration statement with the SEC covering the common shares issuable upon exercise of the warrants. The Company also agreed to use its best efforts to cause the registration statement to become effective and to maintain a current prospectus relating to such common shares until the warrants expire or are redeemed. The warrants expire on March 17, 2025. The Company initially filed such registration statement with the SEC on April 14, 2020, and it was declared effective on April 27, 2020. This registration statement was replaced by a new registration statement on Form F-3, which was declared effective by the SEC in November 2021.

If a registration statement covering the common shares issuable upon exercise of the warrants is not effective within 90 days after the Closing, warrant holders may, until such time as there is an effective registration statement and during any period when we shall have failed to maintain an effective registration statement, exercise warrants on a cashless basis.

Tiberius Insider Letter

Pursuant to the letter agreement, dated as of March 15, 2018 (the "Tiberius Insider Letter"), among Tiberius, the Sponsor and certain directors and officers of Tiberius (collectively, the "Insiders"), the Sponsor and each Insider agreed that they will not transfer any founder shares (or shares issuable upon conversion of the founder shares) until the earlier of (A) one year after the completion of Tiberius's initial business combination or (B) subsequent to Tiberius's initial business combination, (x) if the last sale price of the Tiberius common Stock equals or exceeds \$12.00 per share (as adjusted for stock splits, stock dividends, reorganizations, recapitalizations and the like) for any 20 trading days within any 30-trading day period commencing at least 150 days after Tiberius's initial business combination or (y) the date on which Tiberius completes a liquidation, merger, capital stock exchange, reorganization or other similar transaction that results in all of its stockholders having the right to exchange their shares of Tiberius common stock for cash, securities or other property. Following the closing of the Business Combination, the lock-up restrictions set forth in the Tiberius Insider Letter applied with respect to our common shares issued to the Sponsor (Lagniappe) and subsequently distributed to the Sponsor's members, and to Insiders (four former directors of Tiberius) and their permitted transferees (Wasef Jabsheh and Argo) in exchange for their founder shares. The lock-up period set forth in the Tiberius Insider Letter ended on March 17, 2021.

Other Material Contracts

Other material contracts of the Company, including agreements entered into prior to the Business Combination, the Sponsor Share Letter, Registration Rights Agreements with Former IGI Dubai Shareholders, Share Exchange Agreements, the Non-Competition Agreement, Lock-Up Agreements and employment agreements with our Chief Executive Officer, President and Chief Operating Officer, are described elsewhere in this annual report or in the information incorporated by reference herein.

D. Exchange Controls

We have been designated by the Bermuda Monetary Authority as a non-resident for Bermuda exchange control purposes. This designation allows us to engage in transactions in currencies other than the Bermuda dollar, and there are no restrictions on our ability to transfer funds (other than funds denominated in Bermuda dollars) in and out of Bermuda or to pay dividends to United States residents who are holders of our common shares. The Bermuda Monetary Authority has given its consent for the issue and free transferability of all of our common shares to and between non-residents of Bermuda for exchange control purposes, provided our shares remain listed on an appointed stock exchange, which includes Nasdaq Capital Market. Approvals or permissions given by the Bermuda Monetary Authority do not constitute a guarantee by the Bermuda Monetary Authority as to our performance or our creditworthiness. Accordingly, in giving such consent or permissions, the Bermuda Monetary Authority shall not be liable for the financial soundness, performance or default of our business or for the correctness of any opinions or statements expressed in this annual report. Certain issues and transfers of common shares involving persons deemed resident in Bermuda for exchange control purposes require the specific consent of the Bermuda Monetary Authority.

E. Taxation

Material United States Federal Income Tax Considerations

The following section is a summary of the material United States federal income tax considerations to U.S. holders (as defined below) of our common shares and warrants (which we refer to as our “securities”) that own or dispose of our common shares. This discussion addresses only those security holders that hold their securities as a capital asset within the meaning of Section 1221 of the Internal Revenue Code of 1986, as amended (the “Code”), and does not address all the United States federal income tax consequences that may be relevant to particular holders in light of their individual circumstances (such as a shareholder owning directly, indirectly or constructively 5% or more of our common shares) or to holders that are subject to special rules, such as:

- insurance companies;
- real estate investment trusts or regulated investment companies;
- persons who hold or receive our common shares as compensation;
- individual retirement and other tax-deferred accounts;
- persons whose functional currency (as defined in Section 985 of the Code) is not the U.S. dollar;
- financial institutions;
- partnerships or other entities classified as partnerships for U.S. federal income tax purposes;
- tax-exempt organizations;
- dealers in securities or currencies;
- traders in securities that elect to use a mark-to-market method of accounting;
- persons holding our common shares as part of a “straddle,” “hedge,” “conversion transaction,” “synthetic security” or other integrated investment; and
- Non-U.S. holders (as defined below).

For purposes of this discussion, a “U.S. holder” is a beneficial owner of our securities that is:

- a citizen or resident of the United States;
- a corporation (including an entity treated as a corporation for U.S. federal income tax purposes) created or organized in or under the laws of the United States or any political subdivision thereof;
- an estate whose income is subject to U.S. federal income taxation regardless of its source; or
- any trust if (1) a U.S. court is able to exercise primary supervision over the administration of such trust and one or more U.S. persons have the authority to control all substantial decisions of the trust or (2) it has a valid election in place to be treated as a U.S. person.

The term “Non-U.S. holder” means a beneficial owner of our securities other than a U.S. holder or an entity (or arrangement) treated as a partnership for U.S. federal income tax purposes.

If an entity (or arrangement) treated as a partnership for U.S. federal income tax purposes holds our securities the tax treatment of a partner in the partnership will depend on the status of the partner, the activities of the partnership and certain determinations made at the partner level. Accordingly, partnerships holding our securities and the partners in such partnerships should consult their tax advisors regarding the U.S. federal income tax consequences to them.

This discussion is based upon the Code, applicable U.S. treasury regulations thereunder, published rulings and court decisions, all as currently in effect as of the date hereof, and all of which are subject to change or differing interpretation, possibly with retroactive effect. Tax considerations under state, local and non-U.S. laws, or federal laws other than those pertaining to the income tax, are not addressed.

Except for the discussion under “Passive Foreign Investment Company (“PFIC”)” this discussion assumes that the Company is not, and will not, in the foreseeable future, be a “passive foreign investment company” for U.S. federal income tax purposes.

THE U.S. FEDERAL INCOME TAX TREATMENT OF HOLDERS OF OUR SECURITIES DEPENDS IN SOME INSTANCES ON DETERMINATIONS OF FACT AND INTERPRETATIONS OF COMPLEX PROVISIONS OF U.S. FEDERAL INCOME TAX LAW FOR WHICH NO CLEAR PRECEDENT OR AUTHORITY MAY BE AVAILABLE. IN ADDITION, THE U.S. FEDERAL INCOME TAX TREATMENT OF HOLDING OUR COMMON SHARES AND WARRANTS TO ANY PARTICULAR SHAREHOLDER WILL DEPEND ON THE SHAREHOLDER’S PARTICULAR TAX CIRCUMSTANCES. YOU ARE URGED TO CONSULT YOUR TAX ADVISOR REGARDING THE U.S. FEDERAL, STATE, LOCAL, AND NON-U.S. INCOME AND OTHER TAX CONSEQUENCES TO YOU, IN LIGHT OF YOUR PARTICULAR INVESTMENT OR TAX CIRCUMSTANCES, OF ACQUIRING, HOLDING, AND DISPOSING OF OUR COMMON SHARES AND WARRANTS.

Taxation of Dividends and Other Distributions on Our Common Shares

The gross amount of distributions made by the Company to you with respect to the common shares (including the amount of any taxes withheld therefrom) will generally be includable in your gross income as dividend income on the date of receipt by you, but only to the extent that the distribution is paid out of the Company’s current or accumulated earnings and profits (as determined under U.S. federal income tax principles). To the extent that the amount of the distribution exceeds the Company’s current and accumulated earnings and profits (as determined under U.S. federal income tax principles), it will be treated first as a tax-free return of your tax basis in your common shares, and to the extent the amount of the distribution exceeds your tax basis, the excess will be taxed as capital gain. The Company does not intend to calculate its earnings and profits under U.S. federal income tax principles. Therefore, you should expect that a distribution will be treated as a dividend even if that distribution would otherwise be treated as a non-taxable return of capital or as capital gain under the rules described above.

With respect to non-corporate U.S. holders, including individual U.S. holders, dividends will be taxed at the lower capital gains rate applicable to qualified dividend income, provided that (1) the common shares are readily tradable on an established securities market in the United States, (2) the Company is not a passive foreign investment company (as discussed below) for either the taxable year in which the dividend is paid or the preceding taxable year, and (3) certain

holding period requirements are met. You are urged to consult your tax advisors regarding the availability of the lower rate for dividends paid with respect to our common shares. With respect to corporate U.S. holders, the dividends will generally not be eligible for the dividends-received deduction allowed to corporations in respect of dividends received from other U.S. corporations.

Taxation of Dispositions of Common Shares and Warrants

You will recognize taxable gain or loss on any sale, exchange or other taxable disposition of our common share or warrants equal to the difference between the amount realized (in U.S. dollars) for the common share or warrant and your tax basis (in U.S. dollars) in the common share or warrant. The gain or loss will be capital gain or loss. If you are a non-corporate U.S. holder, including an individual U.S. holder, who has held the common shares or warrants for more than one year, you may be eligible for reduced tax rates on any such capital gains. The deductibility of capital losses is subject to limitations.

Passive Foreign Investment Company (“PFIC”)

A non-U.S. corporation is considered a PFIC for any taxable year if either:

- at least 75% of its gross income for such taxable year is passive income; or
- at least 50% of the value of its assets (based on an average of the quarterly values of the assets during a taxable year) is attributable to assets that produce or are held for the production of passive income (the “asset test”).

For purposes of the PFIC rules, a corporation is treated as owning its proportionate share of the assets and earning its proportionate share of the income of any other corporation in which it owns, directly or indirectly, at least 25% (by value) of the stock (the “Look-Through Rule”). Accordingly, for purposes of these rules, the Company will be treated as owning all the assets of IGI and as earning all of its income, and IGI will, in turn, be treated as owning all the assets of, and earning all the income of the two insurance companies through which it conducts its business (viz., IGI Bermuda and IGI UK (together, the “Insurance Subs”). Passive income generally includes dividends, interest, rents and royalties (other than rents or royalties derived from the active conduct of a trade or business), passive assets generally include assets held for the production of such income, and gains from the disposition of passive assets are generally all included in passive income. Special rules apply, however, in determining whether the income of an insurance company is passive income for purposes of these rules. Specifically, income derived in the active conduct of an insurance business by a “qualified insurance corporation” (a “QIC”) is excluded from the definition of passive income, even though that income would otherwise be considered passive (the “Insurance Company Exception”). A non-U.S. insurance company is a qualified insurance corporation if (i) the company would be taxed as an insurance company were it a U.S. corporation and (ii) claims and claim adjustment expenses and certain reserves (limited for this purpose to amounts required by applicable law and regulation) constitute more than 25% of the company’s gross assets for the relevant year, in each case as reported to the relevant regulator (the “Reserve Test”). Although not free from doubt, under certain recently proposed regulations on which taxpayers may rely until final regulations are published (the “Proposed Regulations”), the Company believes the Insurance Company Exception will apply to all of the QIC’s income earned with respect to assets of the QIC that are available to satisfy liabilities of the QIC related to its insurance business, provided that (i) the QIC’s officers and employees carry out substantial managerial and operational activities on a regular and continuous basis with respect to underwriting, investment, contract and claim management, and sales activities and the QIC’s officers and employees perform virtually all of the active decision-making functions relevant to underwriting on a contract-by-contract basis or (ii) the QIC’s total costs incurred with respect to the QIC’s officers and employees for services rendered with respect to underwriting, contract and claim management, and sales activities are at least 50% of its total costs incurred for services by all persons for services rendered with respect to underwriting, contract and claim management, and sales activities.

Based on the gross assets and claims and claim adjustment expenses of each of the Insurance Subs, in each case as reported to the relevant regulator, and based on the manner in which each of the Insurance Subs conducts and will continue to conduct its business, the Company expects that each of the Insurance Subs will for the current year be, and for foreseeable future years will continue to be, a QIC for purposes of the PFIC rules and expects that the income earned with respect to assets of each Insurance Sub that are available to satisfy liabilities of such Insurance

Sub related to its insurance business should be excluded from passive income for purposes of the PFIC rules under the Insurance Company Exception. Taking into account the income and assets of the Insurance Subs, which are treated as the income and assets of the Company for purposes of the PFIC rules, and treating that income and assets as active, the Company expects that less than 75% of its total income and that less than 50% of its total assets will be passive. Thus, the Company expects that it will not be treated as a PFIC for the current year and does not expect to be so treated in foreseeable future years. Whether the Company is a PFIC is a factual determination made annually, and the Company's status could change depending upon, among other things, the manner in which the Company and IGI conduct their business. Accordingly, no assurance can be given that the Company is not currently or will not become a PFIC in the current or any future taxable year.

If the Company is a PFIC for any year during which you hold the Company's common shares or warrants, it will continue to be treated as a PFIC for all succeeding years during which you hold common shares or warrants. However, if the Company ceases to be a PFIC and you did not previously make a timely "mark-to-market" election as described below, you may avoid some of the adverse effects of the PFIC regime by making a "purging election" (as described below) with respect to the common shares or warrants.

If the Company is a PFIC for any taxable year(s) during which you hold common shares or warrants, you will be subject to special tax rules with respect to any "excess distribution" that you receive and any gain you realize from a sale or other disposition (including a pledge) of the common shares or warrants, unless, with respect to your common shares, you make a "mark-to-market" election as discussed below. Distributions you receive in a taxable year that are greater than 125% of the average annual distributions you received during the shorter of the three preceding taxable years or your holding period for the common shares or warrants will be treated as an excess distribution. Under these special tax rules:

- the excess distribution or gain will be allocated ratably over your holding period for the common shares or warrants;
- the amount allocated to your current taxable year, and any amount allocated to any of your taxable year(s) prior to the first taxable year in which the Company was a PFIC, will be treated as ordinary income, and
- the amount allocated to each of your other taxable year(s) will be subject to the highest tax rate in effect for that year and the interest charge generally applicable to underpayments of tax will be imposed on the resulting tax attributable to each such year.

The tax liability for amounts allocated to years prior to the year of disposition or "excess distribution" cannot be offset by any net operating losses for such years, and gains (but not losses) realized on the sale of the common shares or warrants cannot be treated as capital, even if you hold the common shares or warrants as capital assets.

A U.S. holder of "marketable stock" (as defined below) in a PFIC may make a mark-to-market election for such stock to elect out of the tax treatment discussed above. If you make a mark-to-market election for the first taxable year which you hold (or are deemed to hold) our common shares and for which the Company is determined to be a PFIC, you will include in your income each year an amount equal to the excess, if any, of the fair market value of the common shares as of the close of such taxable year over your adjusted basis in such common shares, which excess will be treated as ordinary income and not capital gain. You are allowed an ordinary loss for the excess, if any, of the adjusted basis of the common shares over their fair market value as of the close of the taxable year. However, such ordinary loss is allowable only to the extent of any net mark-to-market gains on the common shares included in your income for prior taxable years. Amounts included in your income under a mark-to-market election, as well as gain on the actual sale or other disposition of the common shares, are treated as ordinary income. Ordinary loss treatment also applies to any loss realized on the actual sale or disposition of the common shares, to the extent that the amount of such loss does not exceed the net mark-to-market gains previously included for such common shares. Your basis in the common shares will be adjusted to reflect any such income or loss amounts. If you make a valid mark-to-market election, the tax rules that apply to distributions by corporations which are not PFICs would apply to distributions by the Company, except that the lower applicable capital gains rate for qualified dividend income discussed above under "*Taxation of Dividends and Other Distributions on Our Common Shares*" generally would not apply.

The mark-to-market election is available only for “marketable stock”, which is stock that is traded in other than de minimis quantities on at least 15 days during each calendar quarter (“regularly traded”) on a qualified exchange or other market (as defined in applicable U.S. Treasury regulations), including Nasdaq. If our common shares are regularly traded on Nasdaq Capital Market and if you are a holder of common shares, the mark-to-market election would be available to you were the Company to be or become a PFIC.

Alternatively, a U.S. holder of stock in a PFIC may make a “qualified electing fund” election with respect to such PFIC to elect out of the tax treatment discussed above. A U.S. holder who makes a valid qualified electing fund election with respect to a PFIC will generally include in gross income for a taxable year such holder’s pro rata share of the corporation’s earnings and profits for the taxable year. However, the qualified electing fund election is available only if such PFIC provides such U.S. holder with certain information regarding its earnings and profits as required under applicable U.S. Treasury regulations. The Company does not currently intend to prepare or provide the information that would enable you to make a qualified electing fund election. If you hold common shares in any taxable year in which the Company is a PFIC, you will be required to file U.S. IRS Form 8621 in each such year and provide certain annual information regarding such common shares, including regarding distributions received on the common shares and any gain realized on the disposition of the common shares.

If you do not make a timely “mark-to-market” election (as described above), and if the Company were a PFIC at any time during the period you hold its common shares, then such common shares will continue to be treated as stock of a PFIC with respect to you even if the Company ceases to be a PFIC in a future year, unless you make a “purging election” for the year the Company ceases to be a PFIC. A “purging election” creates a deemed sale of such common shares at their fair market value on the last day of the last year in which the Company is treated as a PFIC. The gain recognized by the purging election will be subject to the special tax and interest charge rules treating the gain as an excess distribution, as described above. As a result of the purging election, you will have a new basis (equal to the fair market value of the common shares on the last day of the last year in which the Company is treated as a PFIC) and holding period (which new holding period will begin the day after such last day) in your common shares for tax purposes.

You are urged to consult your tax advisors regarding the application of the PFIC rules to your investment in our common shares and the elections discussed above, in particular any U.S. holders of warrants should consult their advisors regarding whether any such elections are available to warrants and the effect of making such election with respect to warrants.

Exercise or Lapse of a Warrant

Except as discussed below with respect to the cashless exercise of a warrant, you generally will not recognize taxable gain or loss from the acquisition of common shares upon exercise of a warrant for cash. Your tax basis in the common shares received upon exercise of the warrant generally will be an amount equal to the sum of your basis in the warrant and the exercise price. Your holding period for the common shares received upon exercise of the warrants will begin on the date following the date of exercise (or possibly the date of exercise) of the warrants and will not include the period during which you held the warrants. If a warrant is allowed to lapse unexercised, you generally will recognize a capital loss equal to your tax basis in the warrant.

The tax consequences of a cashless exercise of a warrant are not clear under current tax law. A cashless exercise may be tax-free, either because the exercise is not a gain realization event or because the exercise is treated as a recapitalization for U.S. federal income tax purposes. In either tax-free situation, your basis in the common shares received would equal your basis in the warrant. If the cashless exercise were treated as not being a gain realization event, your holding period in the common shares would be treated as commencing on the date following the date of exercise (or possibly the date of exercise) of the warrant. If the cashless exercise were treated as a recapitalization, the holding period of the common shares would include the holding period of the warrant.

It is also possible that a cashless exercise could be treated in part as a taxable exchange in which gain or loss would be recognized. In such event, you could be deemed to have surrendered warrants equal to the number of common shares having a value equal to the exercise price for the total number of warrants to be exercised. You would recognize capital gain or loss in an amount equal to the difference between the fair market value of the common shares represented by the warrants deemed surrendered and your tax basis in the warrants deemed surrendered. In this case, your tax basis in the common shares received would equal the sum of the fair market value of the common shares

represented by the warrants deemed surrendered and your tax basis in the warrants exercised. Your holding period for the common shares would commence on the date following the date of exercise (or possibly the date of exercise) of the warrant.

Due to the absence of authority on the U.S. federal income tax treatment of a cashless exercise, there can be no assurance which, if any, of the alternative tax consequences and holding periods described above would be adopted by the IRS or a court of law. Accordingly, you should consult your tax advisors regarding the tax consequences of a cashless exercise.

Possible Constructive Distributions

The terms of each warrant provide for an adjustment to the number of common shares for which the warrant may be exercised or to the exercise price of the warrant in certain events. An adjustment which has the effect of preventing dilution generally is not taxable. You would, however, be treated as receiving a constructive distribution from us if, for example, the adjustment increases your proportionate interest in our assets or earnings and profits (e.g., through an increase in the number of common shares that would be obtained upon exercise) as a result of a distribution of cash to the holders of common shares which is taxable to the U.S. holders of such shares as described under “— *Taxation of Dividends and Other Distributions on Our Common Shares*” above. Such constructive distribution would be subject to tax as described under that section in the same manner as if you received a cash distribution from us equal to the fair market value of such increased interest.

Information Reporting and Backup Withholding

Certain non-corporate U.S. holders are required to report information to the IRS relating to an interest in “specified foreign financial assets,” including shares and warrants issued by a non-U.S. corporation. These rules also impose penalties if a U.S. holder is required to submit such information to the IRS and fails to do so.

Dividend payments with respect to our common shares and proceeds from the sale, exchange or redemption of our common shares and warrants may be subject to information reporting to the IRS and possible U.S. backup withholding. Backup withholding will not apply, however, to a U.S. holder who furnishes a correct taxpayer identification number and makes any other required certification or who otherwise establishes an exemption from backup withholding. U.S. holders are urged to consult their tax advisors regarding the application of the U.S. information reporting and backup withholding rules.

Backup withholding is not an additional tax. Amounts withheld as backup withholding may be credited against your U.S. federal income tax liability, and you may obtain a refund of any excess amounts withheld under the backup withholding rules by timely filing the appropriate claim for refund with the IRS and timely furnishing any required information.

Bermuda Tax Considerations

Under present Bermuda law, no Bermuda withholding tax on dividends or other distributions, or any Bermuda tax computed on profits or income or on any capital asset, gain or appreciation will be payable by us or applicable to our operations, and there is no Bermuda tax in the nature of estate duty or inheritance tax applicable to our shares, debentures or other obligations held by non-residents of Bermuda.

Tax Assurance

We have obtained an assurance from the Minister of Finance of Bermuda under the Exempted Undertakings Tax Protection Act 1966 that, in the event that any legislation is enacted in Bermuda imposing any tax computed on profits or income, or computed on any capital asset, gain or appreciation or any tax in the nature of estate duty or inheritance tax, such tax shall not, until March 31, 2035, be applicable to us or to any of our operations or to our shares, debentures or other obligations except insofar as such tax applies to persons ordinarily resident in Bermuda or is payable by us in respect of real property owned or leased by us in Bermuda.

Taxation of Shareholders

Shareholders should seek advice from their tax advisor to determine the taxation to which they may be subject based on the shareholder's circumstances.

F. Dividends and Paying Agents

Not applicable.

G. Statement by Experts

Not applicable.

H. Documents on Display

Documents concerning the Company that are referred to in this annual report may be inspected at our principal executive offices at 74 Abdel Hamid Sharaf Street, P.O. Box 941428, Amman 11194, Jordan or as otherwise set out in this annual report.

We are subject to the informational requirements of the Exchange Act that are applicable to foreign private issuers. Accordingly, we are required to file or furnish reports and other information with the SEC, including annual reports on Form 20-F and reports on Form 6-K. The SEC also maintains a website at www.sec.gov that contains reports and other information that we file with or furnish electronically with the SEC. You may read and copy any report or document we file, including the exhibits, at the SEC's public reference room located at 100 F Street, N.E., Washington, D.C. 20549. Please call the SEC at 1-800-SEC-0330 for further information on the public reference room.

We maintain a corporate website at www.iginsure.com. Information contained on, or that can be accessed through, our website does not constitute a part of this annual report.

As a foreign private issuer, we are exempt under the Exchange Act from, among other things, the rules prescribing the furnishing and content of proxy statements, and our executive officers, directors and principal and selling shareholders are exempt from the reporting and short-swing profit recovery provisions contained in Section 16 of the Exchange Act. In addition, we will not be required under the Exchange Act to file periodic reports and financial statements with the SEC as frequently or as promptly as U.S. domestic companies whose securities are registered under the Exchange Act.

Members of the general public have a right to inspect the public documents of a company available at the office of the Registrar of Companies in Bermuda. These documents include the company's memorandum of association, including its objects and powers, and certain alterations to the memorandum of association. The shareholders have the additional right to inspect the bye-laws of the company, minutes of general meetings and the company's audited financial statements, which must be presented to the annual general meeting. The register of members of a company is also open to inspection by shareholders and by members of the general public without charge. The register of members is required to be open for inspection for not less than two hours in any business day (subject to the ability of a company to close the register of members for not more than thirty days in a year). A company is required to maintain its share register in Bermuda but may, subject to the provisions of the Companies Act, establish a branch register outside of Bermuda. A company is required to keep at its registered office a register of directors and officers that is open for inspection for not less than two hours in any business day by members of the public without charge. A company is also required to file with the Registrar of Companies in Bermuda a list of its directors to be maintained on a register, which register will be available for public inspection subject to such conditions as the Registrar may impose and on payment of such fee as may be prescribed. Bermuda law does not, however, provide a general right for shareholders to inspect or obtain copies of any other corporate records.

I. Subsidiary Information

Not applicable.

ITEM 11. QUANTITATIVE AND QUALITATIVE DISCLOSURES ABOUT MARKET RISKS

Insurance risk

Insurance risk includes the risks of inappropriate underwriting, ineffective management of underwriting, inadequate controls over exposure management in relation to catastrophic events and insufficient reserves for losses including claims incurred but not reported.

To manage this risk, our underwriting function is conducted in accordance with a number of technical analytical protocols which include defined underwriting authorities, guidelines by class of business, rate monitoring and underwriting peer reviews. The risk is further protected by reinsurance programs which respond to various arrays of loss probabilities.

We have in place effective exposure management systems. Aggregate exposure is modelled and tested against different stress scenarios to ensure adherence to our overall risk appetite and alignment with reinsurance programs and underwriting strategies.

The appropriateness of the company's reinsurance protections is tested against a series of stochastically modelled aggregate loss scenarios to consider the probability of both vertical and horizontal exhaustion against the company's ability to absorb stress losses within its available capital on both a prospective and retrospective basis.

Loss reserve estimates are inherently uncertain. Reserves for unpaid losses are the largest single component of our liabilities. Actual losses that differ from the provisions, or revisions in the estimates, can have a material impact on future earnings and the statement of financial position. We have an in-house experienced actuarial function reviewing and monitoring the reserving policy and its implementation at quarterly intervals. They work closely with the underwriting and claims team to ensure an understanding of our exposure and loss experience. In addition, we receive external independent analysis of our reserve requirements on an annual basis.

In order to minimize financial exposure arising from large claims, in the normal course of business, we enter into contracts with other parties for reinsurance purposes. Such reinsurance arrangements provide for greater diversification of business, allow management to control exposure to potential losses arising from large risks, and provide additional capacity for growth. A significant portion of the reinsurance is affected under treaty, facultative and excess-of-loss reinsurance contracts.

Sensitivities

The analysis below shows the estimated impact on gross and net insurance contracts claims liabilities and on profit before tax, of potential reserve deviations on ultimate claims development at gross and net level from that reported in the statement of financial position as at December 31, 2021 and 2020.

In selecting the volatility factors, we have illustrated the sensitivity of the net claims to a standard variation in the gross outstanding claims. The choices of variation (7.5% and 5%) are illustrative but are consistent with what we would consider representative of a reasonable potential for variation. The illustrated variations do not represent limits of the potential variation and actual variation could significantly vary from the illustrated values.

Sensitivity	Gross Loss Sensitivity Factor	Impact of increase on gross outstanding claims	Impact of decrease on gross outstanding claims	Impact of increase on net outstanding claims	Impact of decrease on net outstanding claims	Impact of increase on profit before tax	Impact of decrease on profit before tax
2021.....	7.5%	\$ 41.4	\$ (41.4)	\$ 30.1	\$ (30.1)	\$ (30.1)	\$ 30.1
2021.....	5%	27.6	(27.6)	20.0	(20.0)	(20.0)	20.0
2020.....	7.5%	\$ 36.9	\$ (36.9)	\$ 22.9	\$ (22.9)	\$ (22.9)	\$ 22.9
2020.....	5%	24.6	(24.6)	15.2	(15.2)	(15.2)	15.2

Financial risk

Our principal financial instruments are financial assets at fair value through OCI, financial assets at fair value through profit or loss, financial assets at amortized cost, receivables arising from insurance, investments in associates, investment properties and reinsurance contracts and cash and cash equivalents. We do not enter into derivative transactions.

The main risks arising from our financial instruments are interest rate risk, foreign currency risk, credit risk, market price risk and liquidity risk. Our board of directors reviews and agrees policies for managing each of these risks and they are summarized below.

Interest rate risk

Interest rate risk arises from the possibility that changes in interest rates will affect future profitability or the fair values of financial instruments. We are exposed to interest rate risk on certain of our investments and cash and cash equivalents. We limit interest rate risk by monitoring changes in interest rates in the currencies in which our cash and interest bearing investments and borrowings are denominated.

	Less than 1 year	1 to 5 years	More than 5 years	Noninterest bearing items	Total	Effective interest rate on interest bearing assets %
	<i>(\$ in millions)</i>					
Financial assets at FVTP . . .	—	—	—	28.5	28.5	—
Financial assets at FVOCI . .	44.0	261.3	113.2	20.8	439.2	2.48
Financial assets at amortized cost	2.5	—	—	—	2.5	5.99
Cash and cash equivalents and term deposits	368.0	54.1	—	—	422.1	1.06
Total	414.5	315.4	113.2	49.3	892.3	

Details of maturities of the major classes of our financial assets as of December 31, 2020 are as follows:

	Less than 1 year	1 to 5 years	More than 5 years	Noninterest bearing items	Total	Effective interest rate on interest bearing assets %
	<i>(\$ in millions)</i>					
Financial assets at FVTP . . .	—	—	—	22.8	22.8	—
Financial assets at FVOCI . .	102.6	181.4	107.0	21.6	412.6	2.53
Financial assets at amortized cost	2.7	—	—	—	2.7	5.86
Cash and cash equivalents and term deposits	261.5	44.1	—	—	305.6	1.43
Total	366.8	225.5	107.0	44.4	743.7	

The following table demonstrates the sensitivity of our income statement to reasonably possible changes in interest rates, with all other variables held constant.

The sensitivity of our income statement is the effect of the assumed changes in interest rates on our profit for the year, based on the floating rate financial assets and financial liabilities held at December 31.

Increase/decrease in basis points	Effect on profit before tax for the year (\$ in millions)
2021	
– 25 basis points	\$ (1.6)
– 50 basis points	\$ (3.2)
2020	
– 25 basis points	\$ (1.4)
– 50 basis points	\$ (2.9)

Foreign currency risk

Foreign currency risk is the risk that the fair value of future cash flows of financial instruments will fluctuate because of changes in foreign currency exchange rates.

We are exposed to currency risk mainly on insurance written premiums and incurred claims that are denominated in a currency other than our functional currency. The currencies in which these transactions are primarily denominated are Sterling and Euro. As a significant portion of our transactions are denominated in U.S. dollars, this reduces currency risk. Intra-group transactions are primarily denominated in U.S. dollars.

Part of our monetary assets and liabilities are denominated in a currency other than our functional currency and are subject to risks associated with currency exchange fluctuation. We reduce some of this currency exposure by maintaining some of our bank balances in foreign currencies in which some of our insurance payables are denominated.

The following table demonstrates the sensitivity to a reasonably possible change in the U.S. dollars exchange rate, with all other variables held constant, of IGI’s profit before tax (due to changes in the fair value of monetary assets and liabilities):

	Changes in currency rate to U.S. dollars	Effect on profit/equity before tax (\$ in millions)
	%	
2021		
EUR	+10	0.6
GBP	+10	(5.6)
2020		
EUR	+10	(0.8)
GBP	+10	(0.4)

The effect of decreases in exchange rates are expected to be equal and opposite to the effects of the increases shown.

Credit risk

Credit risk is the risk that one party to a financial instrument will fail to discharge an obligation and cause the other party to incur a financial loss. We are exposed to credit risk primarily from unpaid insurance receivables and fixed income instruments. We have in place credit appraisal policies and procedures for inward business, and receivables from insurance transactions are monitored on an ongoing basis to restrict our exposure to doubtful debts.

We have in place security standards applicable to all reinsurance purchases and monitors the financial status of all reinsurance debtors at regular intervals.

Our portfolio of fixed income investments is managed by our investments team in accordance with the investment policy established by our board of directors which has various credit standards for investment in fixed income securities. Reinsurance and fixed income investments are monitored for the occurrence of a downgrade or other changes that might cause them to fall below our security standards. If this occurs, management takes appropriate action to mitigate any loss to us.

Our bank balances are maintained with a range of international and local banks in accordance with limits set by our board of directors. There are no significant concentrations of credit risk within the Company.

The table below provides information regarding our credit risk exposure by classifying assets according to the credit rating of our counterparties:

	<u>Investment grade</u>	<u>Non-investment grade (satisfactory)</u>	<u>In course of collection</u>	<u>Total</u>
	<i>(\$ in millions)</i>			
2021				
FVOCI – debts securities	\$ 418.2	\$ 0.2	—	\$ 418.4
Financial Assets at amortized cost	—	2.0	0.5	2.5
Insurance receivables	—	113.3	66.1	179.4
Reinsurance share of outstanding claims . .	181.4	0.9	—	182.3
Deferred excess of loss premiums	—	17.2	—	17.2
Cash and cash equivalents.	220.1	22.0	—	242.1
Term deposits	130.9	49.1	—	180.0
Total	<u>\$ 950.6</u>	<u>\$ 204.7</u>	<u>\$ 66.6</u>	<u>\$ 1,221.9</u>

	<u>Investment grade</u>	<u>Non-investment grade (satisfactory)</u>	<u>In course of collection</u>	<u>Total</u>
	<i>(\$ in millions)</i>			
2020				
FVOCI – debts securities	\$ 389.3	\$ 1.7	—	\$ 390.9
Financial Assets at amortized cost	—	2.0	0.7	2.7
Insurance receivables	—	110.6	56.0	166.6
Reinsurance share of outstanding claims . .	186.9	0.6	—	187.5
Deferred excess of loss premiums	—	17.1	—	17.1
Cash and cash equivalents.	110.9	22.5	—	133.4
Term deposits	124.3	47.9	—	172.2
Total	<u>\$ 811.4</u>	<u>\$ 202.4</u>	<u>\$ 56.7</u>	<u>\$ 1,070.5</u>

Market price risk

Market price risk is the risk that the value of a financial instrument will fluctuate as a result of changes in market prices (other than those arising from interest rate risk or currency risk), whether those changes are caused by factors specific to the individual security, or its issuer, or factors affecting all securities traded in the market. Our equity price risk exposure relates to financial assets whose values will fluctuate as a result of changes in market prices.

The following tables demonstrate the sensitivity of our profit for the years ended December 31, 2021 and December 31, 2020 the cumulative changes in fair value to reasonably possible changes in equity prices, with all other variables held constant. The effect of decreases in equity prices is expected to be equal and opposite to the effect of the increases shown:

	Change in equity price	Effect on profit before tax for the year	Effect on equity
	%	(\$ in thousands)	
2021			
Amman Stock Exchange	5%	\$ 40	\$ 40
Saudi Stock Exchange	5%	—	511
Qatar Stock Exchange	5%	23	23
Abu Dhabi Security Exchange	5%	76	76
New York Stock Exchange	5%	175	175
Kuwait Stock Exchange	5%	—	9
London Stock Exchange	5%	330	382
Other quoted	5%	782	871

	Change in equity price	Effect on profit before tax for the year	Effect on equity
	%	(\$ in thousands)	
2020			
Amman Stock Exchange	5%	\$ 46	\$ 46
Saudi Stock Exchange	5%	—	590
Qatar Stock Exchange	5%	25	25
Abu Dhabi Security Exchange	5%	52	52
New York Stock Exchange	5%	149	170
Kuwait Stock Exchange	5%	—	5
London Stock Exchange	5%	312	294
Other quoted	5%	554	635

Liquidity risk is the risk that we will not be able to meet our commitments associated with insurance contracts and financial liabilities as they fall due. We continually monitor our cash and investments to ensure that we meet our liquidity requirements. Our asset allocation is designed to enable insurance liabilities to be met with current assets. All liabilities are non-interest-bearing liabilities.

The tables below summarize the maturity profile of IGI's financial liabilities as of December 31, 2021 and December 31, 2020 based on contractual undiscounted payments (in U.S. dollars):

	Less than one year	More than one year	Total
	(\$ in millions)		
2021			
Gross outstanding claims	\$ 210.7	\$ 365.2	\$ 575.9
Gross unearned premiums	251.7	77.1	328.8
Insurance payable	84.5	5.0	89.5
Other liabilities	26.3	3.1	29.4
Derivative financial liability	—	12.9	12.9
Unearned commissions	12.3	1.4	13.7
Total liabilities	\$ 585.5	\$ 464.7	\$ 1,050.2

	<u>Less than one year</u>	<u>More than one year</u>	<u>Total</u>
		<i>(\$ in millions)</i>	
2020			
Gross outstanding claims	\$ 210.6	\$ 281.7	\$ 492.3
Gross unearned premiums	222.1	55.1	277.2
Insurance payable	78.5	5.0	83.5
Other liabilities	18.3	2.4	20.7
Derivative financial liability	—	13.6	13.6
Unearned commissions	10.0	1.0	11.0
Total liabilities	<u>\$ 539.5</u>	<u>\$ 358.8</u>	<u>\$ 898.3</u>

ITEM 12. DESCRIPTION OF SECURITIES OTHER THAN EQUITY SECURITIES

Not applicable.

PART II

ITEM 13. DEFAULTS, DIVIDEND ARREARAGES AND DELINQUENCIES

None.

ITEM 14. MATERIAL MODIFICATIONS TO THE RIGHTS OF SECURITY HOLDERS AND USE OF PROCEEDS

None, except as described elsewhere in this annual report or in the information incorporated by reference herein.

The Company filed a registration statement on Form F-3 with the SEC on April 2, 2021, and it was declared effective on November 3, 2021 (File No. No. 333-254986). The registration statement relates to, among other things, the issuance of up to 17,250,000 of our common shares, including (i) 12,750,000 common shares issuable upon the exercise of our public warrants issued in exchange for 12,750,000 public warrants of Tiberius, and, (ii) 4,500,000 common shares issuable upon the exercise of our warrants issued in exchange for 4,500,000 Tiberius private warrants.

The Company will receive up to an aggregate of approximately \$198,375,000 from the exercise of warrants, assuming the exercise in full of all the warrants for cash. If the warrants are exercised pursuant to a cashless exercise feature, the Company will not receive any cash from these exercises. We expect to use the net proceeds from the exercise of the warrants, if any, for general corporate purposes. Our management will have broad discretion over the use of proceeds from the exercise of the warrants.

ITEM 15. CONTROLS AND PROCEDURES

A. Disclosure Controls and Procedures

As required by Rules 13a-15(b) and 15d-15(b) under the Exchange Act, our management, with the participation of our Chief Executive Officer and Chief Financial Officer, has evaluated the effectiveness of our disclosure controls and procedures (as defined in Rules 13a-15(e) and 15d-15(e) under the Exchange Act), as of the end of the period covered by this Annual Report on Form 20-F. Based on such evaluation, our Chief Executive Officer and Chief Financial Officer have concluded that, as of December 31, 2021, the disclosure controls and procedures were effective at the reasonable assurance level in ensuring that:

- information required to be disclosed by the Company in reports that it files or submits under the Exchange Act is accumulated and communicated to the Company's management, including the Chief Executive Officer and Chief Financial Officer, to allow timely decisions regarding required disclosure; and
- such information is recorded, processed, summarized and reported within the time periods specified in the SEC's rules and forms.

In designing and evaluating our disclosure controls and procedures, management recognizes that any controls and procedures, no matter how well designed and operated, can provide only reasonable assurance of achieving the desired control objective, and management is required to apply its judgement in evaluating and implementing possible controls and procedures.

B. Management's Annual Report on Internal Controls over Financial Reporting

Our management is responsible for establishing and maintaining adequate internal control over financial reporting as defined in Rules 13a-15(f) and 15d-15(f) under the Exchange Act to provide reasonable assurance regarding the reliability of financial reporting and the preparation of the financial statements for external purposes in accordance with IFRS.

Due to inherent limitations, internal control over financial reporting is not intended to provide absolute assurance that a misstatement of our financial statements would be prevented or detected. Internal control over financial reporting is a process that involves human diligence and compliance and is subject to lapses in judgment and breakdowns resulting from human failures. Internal control over financial reporting also can be circumvented by collusion or improper override. Because of such limitations, there is a risk that material misstatements may not be

prevented or detected on a timely basis by internal control over financial reporting. Also, projections of any evaluation of effectiveness to future periods are subject to the risk that controls may become inadequate because of changes in conditions or that the degree of compliance with policies or procedures may deteriorate.

Our management assessed the effectiveness of our internal control over financial reporting as of December 31, 2021 based upon criteria set forth in Internal Control — Integrated Framework (2013) issued by the Committee of Sponsoring Organizations of the Treadway Commission.

Based on this assessment, management concluded that all previously reported material weaknesses have been remediated and the Company's internal control over financial reporting was effective as of December 31, 2021.

C. Attestation Report of Registered Public Accounting Firm

We are exempt from the requirement of an attestation report of our registered public accounting firm while we are an emerging growth company under the rules of the SEC.

D. Changes in Internal Control Over Financial Reporting

During the course of 2021, management identified and disclosed a material weakness related to errors in our accounting for our public and private warrants. Since identifying such material weakness, our management has implemented a remediation plan in order to address the material weakness, including, among other things, expanding and improving our review process for complex securities and related accounting standards, enhancing access to accounting literature, professional training regarding complex accounting applications and employing additional staff with the requisite experience and training to supplement existing accounting professionals, in addition to consulting with third-party subject matter advisors when needed. As a result of such remediation efforts, our management has determined that the above material weakness has been remediated as of December 31, 2021.

It should be noted that while our management has taken and will continue to take steps to improve our disclosure controls and procedures, our management does not expect that our disclosure controls and procedures or internal financial controls will prevent all errors or fraud. A control system, no matter how well conceived or operated, can provide only reasonable, not absolute, assurance that the objectives of the control system are met.

ITEM 16A. AUDIT COMMITTEE FINANCIAL EXPERT

Our board of directors has determined that Wanda Mwaura, the chair of the audit committee of our board of directors, is an "audit committee financial expert" as defined by Item 16A of Form 20-F. All members of the audit committee are independent directors as defined in the Nasdaq listing requirements and Rule 10A-3 under the Exchange Act.

ITEM 16B. CODE OF ETHICS

The Company has adopted a Financial Code of Ethics applicable to the Chief Executive Officer, Chief Financial Officer, Senior Vice President — Finance, Controller and certain other officers. A copy of our Financial Code of Ethics may be obtained, without charge, by sending a request to International General Insurance Holdings Ltd., 74 Abdel Hamid Sharaf Street, P.O. Box 941428, Amman 11194, Jordan, attention: Investor Relations. Any amendment to this Financial Code may be made only by the Company's Board of Directors. If an amendment to this Financial Code is made, appropriate disclosure will be made in a Current Report on Form 6-K, by posting on the Company's website or by other electronic means, or at the latest, in the Annual Report on Form 20-F to the extent required by the rules and regulations of the SEC and the listing requirements of Nasdaq.

ITEM 16C. PRINCIPAL ACCOUNTANT FEES AND SERVICES

The following table represents aggregate fees billed to us for professional services rendered by our independent registered public accounting firm, Ernst & Young LLP (London, United Kingdom, Auditor Firm ID: 1438), for the last two fiscal years ended December 31, 2021 and December 31, 2020.

	For the Year Ended December 31,	
	2021	2020
	<i>(\$ in thousands)</i>	
Audit Fees	\$ 1,527	\$ 1,303
Tax Fees.	5	5
All Other Fees	69	47
Total	<u>\$ 1,601</u>	<u>\$ 1,355</u>

Audit Fees

Audit Fees consisted of fees for the audit of the consolidated financial statements and assistance with and review of documents filed with the SEC, in addition to the audit fees of the Group's subsidiaries.

Tax Fees

Tax Fees for the fiscal year ended December 31, 2021 and 2020 relate to corporate tax compliance services for two of the Group's subsidiaries.

All Other Fees

All Other Fees relate to permitted advisory services, which relate to review of loss reserves engagement and statutory returns for two of the Group's subsidiaries.

Audit Committee Pre-Approval

Our audit committee pre-approves auditing services and permitted non-audit services to be performed for us by our independent auditor, including the fees and terms thereof (subject to certain de minimis exceptions provided by law or regulation). There were no services approved by the audit committee pursuant to paragraph (c)(7)(i)(C) of Rule 2-01 of Regulation S-X.

Each of the services described in this Item 16C was approved by the audit committee. There were no hours expended on the principal accountant's engagement to audit the Company's financial statements for the most recent fiscal year that were attributed to work performed by persons other than the principal accountant's full-time, permanent employees.

ITEM 16D. EXEMPTIONS FROM THE LISTING STANDARDS FOR AUDIT COMMITTEES

We do not rely on any exemptions from the independence standards for our audit committee.

ITEM 16E. PURCHASES OF EQUITY SECURITIES BY THE ISSUER AND AFFILIATED PURCHASERS.

Not applicable.

ITEM 16F. CHANGE IN REGISTRANT'S CERTIFYING ACCOUNTANT

Not applicable.

ITEM 16G. CORPORATE GOVERNANCE

We are a “foreign private issuer” under applicable U.S. federal securities laws. As a result, we are permitted to follow certain corporate governance rules that conform to Bermuda requirements in lieu of certain Nasdaq corporate governance rules. We will certify to Nasdaq that our corporate governance practices are in compliance with, and are not prohibited by, the laws of Bermuda. The corporate governance practices that we follow in lieu of Nasdaq’s corporate governance rules are as follows:

- In lieu of the requirement to comply with Rule 5605(e)(1), which requires the director nomination process to be determined by a majority of the independent directors or a nominations committee comprised solely of independent directors, our nominating/governance committee (which is responsible for director nominations) consists of a majority of independent directors but does not consist solely of independent directors.
- In lieu of the requirement to comply with Rule 5605(d)(2), which requires a compensation committee comprised of at least two members, each of whom must be an independent director as defined under Rule 5605(a)(2), our compensation committee does not consist solely of independent directors.
- In lieu of the requirement to comply with Rule 5605(b)(2), which requires regularly scheduled meetings at which only independent directors are present (“executive sessions”), we do not intend to have regularly scheduled executive sessions.

We intend to voluntarily comply with certain Nasdaq corporate governance requirements, including having a majority of independent directors and establishing compensation and nominating/governance committees of the board of directors, but we are not required to do so pursuant to Bermuda requirements and may cease doing so at any time as long as we maintain our status as a “foreign private issuer.”

ITEM 16H. MINE SAFETY DISCLOSURE

Not applicable.

ITEM 16I. DISCLOSURE REGARDING FOREIGN JURISDICTIONS THAT PREVENT INSPECTIONS.

Not applicable.

PART III

ITEM 17. FINANCIAL STATEMENTS

See Item 18.

ITEM 18. FINANCIAL STATEMENTS

The financial statements of the Company are included in this Annual Report. Our financial statements are on pages F-1 to F-76.

ITEM 19. EXHIBITS

EXHIBIT INDEX

<u>Exhibit No.</u>	<u>Description</u>
1.1	Memorandum of Association of the Company (incorporated by reference to Exhibit 3.1 to the Company's Registration Statement on Form F-4 (File No. 333-235427) filed with the SEC on December 9, 2019).
1.2	Amended and Restated Bye-Laws of the Company (incorporated by reference to Exhibit 1.2 to the Company's shell company report on Form 20-F (File No. 001-39255) filed with the SEC on March 23, 2020).
2.1	Specimen Common Share Certificate of the Company (incorporated by reference to Exhibit 4.4 to the Company's Registration Statement on Form F-4 (File No. 333-235427) filed with the SEC on February 10, 2020).
2.2	Specimen Warrant Certificate of the Company (incorporated by reference to Exhibit 4.5 to the Company's Registration Statement on Form F-4 (File No. 333-235427) filed with the SEC on February 10, 2020).
2.3	Warrant Agreement, dated as of March 15, 2018, between Continental Stock Transfer & Trust Company and Tiberius (incorporated herein by reference to Exhibit 4.1 to Tiberius's current report on Form 8-K (File No. 001-38422) filed with the SEC on March 21, 2018).
2.4	Amendment to Warrant Agreement, dated as of March 17, 2020, between Continental Stock Transfer & Trust Company and the Company (incorporated by reference to Exhibit 4.4 to the Company's shell company report on Form 20-F (File No. 001-39255) filed with the SEC on March 23, 2020).
2.5	Description of Securities (incorporated by reference to Exhibit 2.5 filed with the Company's Annual Report filed on Form 20-F (File No. 001-39255) filed with the SEC on April 1, 2021).
4.1†	Business Combination Agreement, dated as of October 10, 2019, by and among Tiberius Acquisition Corporation, Lagniappe Ventures LLC in the capacity as the Purchaser Representative thereunder, International General Insurance Holdings Ltd. and Wasef Jabsheh in the capacity as the Seller Representative thereunder, and the Company and Merger Sub pursuant to a joinder thereto (incorporated by reference to Exhibit 2.1 to Tiberius's current report on Form 8-K (File No. 001-38422) filed with the SEC on October 17, 2019).
4.2	First Amendment to the Business Combination Agreement, dated as of February 12, 2020 (incorporated by reference to Exhibit 2.2 to the Company's Registration Statement on Form F-4 (File No. 333-235427) filed with the SEC on February 18, 2020).
4.3	Letter Agreement, dated as of March 15, 2018, by and between Tiberius, its officers, directors and Lagniappe Ventures LLC (incorporated by reference to Exhibit 10.1 to Tiberius's current report on Form 8-K (File No. 001-38422) filed with the SEC on March 21, 2018).
4.4	Registration Rights Agreement, dated as of March 15, 2018, among Tiberius, Lagniappe Ventures LLC and the other parties thereto (incorporated by reference to Exhibit 10.3 to Tiberius's current report on Form 8-K (File No. 001-38422) filed with the SEC on March 21, 2018).
4.5	Securities Subscription Agreement, dated as of December 30, 2015, between Tiberius and Lagniappe Ventures LLC (incorporated herein by reference to Exhibit 10.5 to Tiberius's Registration Statement on Form S-1 (File No. 333-223098) filed with the SEC on February 20, 2018).
4.6	Amended and Restated Sponsor Warrant Purchase Agreement, by and between Tiberius and Lagniappe Ventures LLC, dated as of February 15, 2018 (incorporated by reference to Exhibit 10.6 to Tiberius's Registration Statement on Form S-1 (File No. 333-223098) filed with the SEC on February 20, 2018).

Exhibit No.	Description
4.7	Form of Share Exchange Agreement by and among IGI Dubai, Tiberius, the shareholder of IGI Dubai party thereto as a Seller, Wasef Jabsheh in the capacity as the Seller Representative thereunder, and the Company pursuant to a joinder thereto (incorporated by reference to Exhibit 10.1 to Tiberius's current report Form 8-K (File No. 001-38422) filed with the SEC on October 17, 2019).
4.8	Share Exchange Agreement, dated as of October 10, 2019, by and among IGI Dubai, Tiberius, Wasef Jabsheh as a Seller thereunder, Wasef Jabsheh in the capacity as the Seller Representative thereunder, and the Company pursuant to a joinder thereto (incorporated by reference to Exhibit 10.2 to Tiberius's current report Form 8-K (File No. 001-38422) filed with the SEC on October 17, 2019).
4.9	Share Exchange Agreement, dated as of October 10, 2019, by and among IGI Dubai, Tiberius, Argo Re Limited as a Seller thereunder, Wasef Jabsheh in the capacity as the Seller Representative thereunder, and the Company pursuant to a joinder thereto (incorporated by reference to Exhibit 10.3 to Tiberius's current report Form 8-K (File No. 001-38422) filed with the SEC on October 17, 2019).
4.10	Share Exchange Agreement, dated as of October 10, 2019, by and among IGI Dubai, Tiberius, Oman International Development & Investment Company SAOG as a Seller thereunder, Wasef Jabsheh in the capacity as the Seller Representative thereunder, and the Company pursuant to a joinder thereto (incorporated by reference to Exhibit 10.4 to Tiberius's current report Form 8-K (File No. 001-38422) filed with the SEC on October 17, 2019).
4.11	Non-Competition Agreement, dated as of October 10, 2019, by Wasef Jabsheh in favor of and for the benefit of Tiberius, IGI Dubai, pursuant to a joinder thereto, the Company, and each of their respective present and future affiliates, successors and direct and indirect subsidiaries (incorporated by reference to Exhibit 10.5 to Tiberius's current report Form 8-K (File No. 001-38422) filed with the SEC on October 17, 2019).
4.12	Lock-Up Agreement, dated as of October 10, 2019, by and among Lagniappe Ventures LLC in the capacity as the Purchaser Representative, Wasef Jabsheh and, pursuant to a joinder thereto, the Company (incorporated by reference to Exhibit 10.6 to Tiberius's current report Form 8-K (File No. 001-38422) filed with the SEC on October 17, 2019).
4.13	Lock-Up Agreement, dated as of October 10, 2019, by and among Lagniappe Ventures LLC in the capacity as the Purchaser Representative, Argo Re Limited and, pursuant to a joinder thereto, the Company (incorporated by reference to Exhibit 10.7 to Tiberius's current report Form 8-K (File No. 001-38422) filed with the SEC on October 17, 2019).
4.14	Letter Agreement, dated as of October 10, 2019, by and among Lagniappe Ventures LLC, Tiberius, IGI Dubai, Wasef Jabsheh, Argo Re Limited and, pursuant to a joinder thereto, the Company (incorporated by reference to Exhibit 10.9 to Tiberius's current report Form 8-K (File No. 001-38422) filed with the SEC on October 17, 2019).
4.15	Registration Rights Agreement, dated as of March 17, 2020, by and among the Company, Lagniappe Ventures LLC in the capacity as the Purchaser Representative, and the Sellers party thereto as "Investors" thereunder (incorporated by reference to Exhibit 10.13 to the Company's shell company report on Form 20-F (File No. 001-39255) filed with the SEC on March 23, 2020).
4.16	Forward Purchase Contract, dated as of November 9, 2017, between the Registrant and Church Mutual Insurance Company (incorporated by reference to Exhibit 10.9 to Tiberius's Registration Statement on Form S-1 (File No. 333-223098) filed with the SEC on March 7, 2018).
4.17	Forward Purchase Contract dated November 30, 2017 between the Registrant and Fayez Sarofim (incorporated by reference to Exhibit 10.10 to Tiberius's Registration Statement on Form S-1 (File No. 333-223098) filed with the SEC on March 7, 2018).
4.18	Forward Purchase Contract, dated as of January 19, 2018, between the Registrant and Imua T Capital Investments, LLC (incorporated by reference to Exhibit 10.11 to Tiberius's Registration Statement on Form S-1 (File No. 333-223098) filed with the SEC on March 7, 2018).
4.19	Forward Purchase Contract, dated as of January 11, 2018, between the Registrant and Peter Wade (incorporated by reference to Exhibit 10.12 to Tiberius's Registration Statement on Form S-1 (File No. 333-223098) filed with the SEC on March 7, 2018).
4.20	Amendment, dated as of March 17, 2020, to Registration Rights Agreement by and among Tiberius, the Company, Lagniappe Ventures LLC and the other "Holders" party thereto (incorporated by reference to Exhibit 10.18 to the Company's shell company report on Form 20-F (File No. 001-39255) filed with the SEC on March 23, 2020).
4.21	Form of Subscription Agreement, dated as of October 10, 2019, between Tiberius and the subscriber named therein (incorporated by reference to Exhibit 10.12 to Tiberius's current report on Form 8-K (File No. 001-38422) filed with the SEC on October 17, 2019).

Exhibit No.	Description
4.22	Form of Subscription Agreement, dated as of October 10, 2019, between Tiberius and each of Michael Gray, Andrew Poole and the Gray Insurance Company (incorporated by reference to Exhibit 10.13 to Tiberius's current report on Form 8-K (File No. 001-38422) filed with the SEC on October 17, 2019).
4.23	Letter Agreement, dated as of February 12, 2020, among Tiberius, the Sponsor, the Company and IGI Dubai (incorporated herein by reference to Exhibit 10.28 to the Company's Registration Statement on Form F-4 (File No. 333-235427) filed with the SEC on February 18, 2020).
4.24	Escrow Agreement, dated as of March 17, 2020, among the Company, Lagniappe Ventures LLC in the capacity as the Purchaser Representative, Wasef Jabshah in the capacity as the Seller Representative, and Continental Stock Transfer & Trust Company (incorporated by reference to Exhibit 10.24 to the Company's shell company report on Form 20-F (File No. 001-39255) filed with the SEC on March 23, 2020).
4.25	Share Transfer Agreement, dated as of March 16, 2020, among Lagniappe Ventures, LLC, Wasef Jabshah, and International General Insurance Holdings Ltd. (incorporated by reference to Exhibit 10.25 to the Company's shell company report on Form 20-F (File No. 001-39255) filed with the SEC on March 23, 2020).
4.26	2020 Omnibus Incentive Plan of the Company reference to Exhibit 10.26 to the Company's shell company report on Form 20-F (File No. 001-39255) filed with the SEC on March 23, 2020).
4.27	Form of Restricted Shares Agreement Pursuant to the 2020 Omnibus Incentive Plan (incorporated by reference to Exhibit 10.27 to the Company's shell company report on Form 20-F (File No. 001-39255) filed with the SEC on March 23, 2020).
4.28	Form of Restricted Share Unit Agreement Pursuant to the 2020 Omnibus Incentive Plan (incorporated by reference to Exhibit 10.28 to the Company's shell company report on Form 20-F (File No. 001-39255) filed with the SEC on March 23, 2020).
4.29	Form of Indemnification Agreement (incorporated by reference to Exhibit 10.29 to the Company's shell company report on Form 20-F (File No. 001-39255) filed with the SEC on March 23, 2020).
4.30	Form of Employment Agreement of the Registrant's senior executive officers (incorporated by reference to Exhibit 10.31 to the Company's Registration Statement on Form F-1 (File No. 333-237674) filed with the SEC on April 14, 2020).
8.1*	List of Subsidiaries of the Company.
12.1*	Certification of the Principal Executive Officer pursuant to Rule 13a-14(a) of the Securities Exchange Act of 1934.
12.2*	Certification of the Principal Financial Officer pursuant to Rule 13a-14(e) of the Securities Exchange Act of 1934.
13.1*	Certification of the Principal Executive Officer pursuant to 18 U.S.C. 1350.
13.2*	Certification of the Principal Financial Officer pursuant to 18 U.S.C. 1350.
15.1*	Consent of Ernst & Young LLP.
15.2*	Consent of Ernst & Young LLP.
101.INS	Inline XBRL Instance Document.
101.SCH	Inline XBRL Taxonomy Extension Schema Document.
101.CAL	Inline XBRL Taxonomy Extension Calculation Linkbase Document.
101.DEF	Inline XBRL Taxonomy Extension Definition Linkbase Document.
101.LAB	Inline XBRL Taxonomy Extension Label Linkbase Document.
101.PRE	Inline XBRL Taxonomy Extension Presentation Linkbase Document.
104	Cover Page Interactive Data File (formatted as Inline XBRL and contained in Exhibit 101).

* Filed herewith

† Schedules to this exhibit have been omitted pursuant to the Instructions as to Exhibits of Form 20-F. The Registrant hereby agrees to furnish a copy of any omitted schedules to the SEC upon request

SIGNATURES

The registrant hereby certifies that it meets all of the requirements for filing on Form 20-F and that it has duly caused and authorized the undersigned to sign this report on its behalf.

INTERNATIONAL GENERAL INSURANCE HOLDINGS LTD.

April 1, 2022

By: /s/ Wasef Jabsheh

Name: Wasef Jabsheh

Title: Chief Executive Officer

INDEX TO FINANCIAL STATEMENTS

	<u>Page</u>
Report of independent registered public accounting firm	F-2
Consolidated Statements of Financial Position as of December 31, 2021 and 2020	F-3
Consolidated Statements of Income for the years ended December 31, 2021, 2020 and 2019	F-4
Consolidated Statements of Comprehensive Income for the years ended December 31, 2021, 2020 and 2019	F-5
Consolidated Statements of Cash Flows for the years ended December 31, 2021, 2020 and 2019	F-6
Consolidated Statements of Changes in Equity for the years ended December 31, 2021, 2020 and 2019 . . .	F-8
Notes to the Consolidated Financial Statements.	F-9

Report of independent registered public accounting firm

To the Shareholders and the Board of Directors of
International General Insurance Holdings Ltd.

Opinion on the Financial Statements

We have audited the accompanying consolidated statements of financial position of International General Insurance Holdings Ltd. (the Company) as of December 31, 2021 and 2020, the related consolidated statements of income, comprehensive income, changes in equity and cash flows for each of the three years in the period ended December 31, 2021, and the related notes (collectively referred to as the “consolidated financial statements”). In our opinion, the consolidated financial statements present fairly, in all material respects, the financial position of the Company at December 31, 2021 and 2020, and the results of its operations and its cash flows for each of the three years in the period ended December 31, 2021, in conformity with International Financial Reporting Standards (IFRS) as issued by the International Accounting Standards Board.

Basis for Opinion

These financial statements are the responsibility of the Company’s management. Our responsibility is to express an opinion on the Company’s financial statements based on our audits. We are a public accounting firm registered with the Public Company Accounting Oversight Board (United States) (PCAOB) and are required to be independent with respect to the Company in accordance with the U.S. federal securities laws and the applicable rules and regulations of the Securities and Exchange Commission and the PCAOB.

We conducted our audits in accordance with the standards of the PCAOB. Those standards require that we plan and perform the audit to obtain reasonable assurance about whether the financial statements are free of material misstatement, whether due to error or fraud. The Company is not required to have, nor were we engaged to perform, an audit of its internal control over financial reporting. As part of our audits we are required to obtain an understanding of internal control over financial reporting but not for the purpose of expressing an opinion on the effectiveness of the Company’s internal control over financial reporting. Accordingly, we express no such opinion.

Our audits included performing procedures to assess the risks of material misstatement of the financial statements, whether due to error or fraud, and performing procedures that respond to those risks. Such procedures included examining, on a test basis, evidence regarding the amounts and disclosures in the financial statements. Our audits also included evaluating the accounting principles used and significant estimates made by management, as well as evaluating the overall presentation of the financial statements. We believe that our audits provide a reasonable basis for our opinion.

/s/ Ernst & Young LLP

We have served as the Company’s auditor since 2019.

London, United Kingdom
April 1, 2022

International General Insurance Holdings Ltd.

CONSOLIDATED STATEMENTS OF FINANCIAL POSITION

At 31 December 2021 and 2020

	<i>Notes</i>	<i>31 December 2021</i>	<i>31 December 2020</i>
		<i>USD '000</i>	<i>USD '000</i>
ASSETS			
Cash and cash equivalents	3(a)	242,146	133,439
Term deposits	3(b)	179,966	172,212
Insurance receivables	4	179,345	166,605
Investments	5	470,222	438,087
Investments in associates	6	5,693	11,583
Reinsurance share of outstanding claims	7	182,248	187,485
Reinsurance share of unearned premiums	8	64,124	50,077
Deferred excess of loss premiums	9	17,238	17,095
Deferred policy acquisition costs	10	64,842	55,172
Deferred tax assets	28	471	—
Other assets	11	9,942	9,562
Investment properties	12	16,308	20,012
Property, premises and equipment	13	14,859	13,168
Intangible assets	14	4,321	4,710
TOTAL ASSETS		1,451,725	1,279,207
LIABILITIES AND EQUITY			
LIABILITIES			
Gross outstanding claims	7	575,899	492,255
Gross unearned premiums	8	328,726	277,268
Insurance payables	15	89,519	83,461
Other liabilities	16	29,039	20,491
Derivative financial liability	2,17	12,938	13,628
Deferred tax liabilities	28	14	55
Unearned commissions	18	13,725	11,038
TOTAL LIABILITIES		1,049,860	898,196
EQUITY			
Common shares at par value	19	489	486
Share premium	33	159,545	157,677
Foreign currency translation reserve	19	992	(349)
Fair value reserve	19	8,215	18,160
Retained earnings		232,624	205,037
TOTAL EQUITY		401,865	381,011
TOTAL LIABILITIES AND EQUITY		1,451,725	1,279,207

The consolidated financial statements were approved by the Board of Directors on March 31 2022.

The attached notes from 1 to 35 form part of these consolidated financial statements

International General Insurance Holdings Ltd.

CONSOLIDATED STATEMENTS OF INCOME

For the years ended 31 December 2021, 2020 and 2019

	<i>Notes</i>	<i>31 December 2021</i>	<i>31 December 2020</i>	<i>31 December 2019</i>
		<i>USD '000</i>	<i>USD '000</i>	<i>USD '000</i>
Gross written premiums	8	545,582	467,273	349,292
Reinsurers' share of insurance premiums	8	(162,973)	(128,863)	(97,139)
Net written premiums	8	382,609	338,410	252,153
Change in unearned premiums		(51,458)	(71,054)	(37,959)
Reinsurers' share of change in unearned premiums		14,047	16,160	1,350
Net change in unearned premiums		(37,411)	(54,894)	(36,609)
Net premiums earned	8	345,198	283,516	215,544
Claims and claim adjustment expenses	7	(203,366)	(213,963)	(159,824)
Reinsurers' share of claims	7	27,174	62,291	41,761
Net claims and claim adjustment expenses		(176,192)	(151,672)	(118,063)
Commissions earned	18	23,035	16,053	13,930
Policy acquisition costs	10	(86,201)	(70,543)	(59,366)
Net policy acquisition expenses		(63,166)	(54,490)	(45,436)
Net underwriting results		105,840	77,354	52,045
General and administrative expenses	22	(58,946)	(46,923)	(39,266)
Net investment income	23	16,034	9,967	13,374
Share of loss from associates	6	(7,248)	(1,479)	(376)
Impairment loss on insurance receivables	4	(5,181)	(2,861)	(629)
Other revenues	24	1,844	372	1,428
Other expenses	24	(2,693)	(1,892)	(2,195)
Listing related expenses	25	—	(3,366)	(4,832)
Change in fair value of derivative financial liability	2,17	690	(4,418)	—
Gain (loss) on foreign exchange		(4,897)	2,572	5,704
Profit before tax		45,443	29,326	25,253
Income tax	28	(1,747)	(2,075)	(1,688)
Profit for the year		43,696	27,251	23,565
Earnings per share				
Basic and diluted earnings per share attributable to equity holders (US Dollars)	30	0.89	0.59	0.69

The attached notes from 1 to 35 form part of these consolidated financial statements

CONSOLIDATED STATEMENTS OF COMPREHENSIVE INCOME

For the years ended 31 December 2021, 2020 and 2019

	<i>31 December</i> <i>2021</i>	<i>31 December</i> <i>2020</i>	<i>31 December</i> <i>2019</i>
	<i>USD '000</i>	<i>USD '000</i>	<i>USD '000</i>
Profit for the year	43,696	27,251	23,565
Other comprehensive income to be reclassified to profit or loss in subsequent periods			
Net change in fair value reserve during the year for bonds at fair value through other comprehensive income, net of tax	(9,240)	11,481	4,209
Currency translation differences	1,341	(16)	(38)
Changes in allowance for expected credit losses transferred to income statement	114	135	(23)
Other comprehensive income which will not be reclassified to profit or loss in subsequent periods			
Net change in fair value reserve during the year for equities at fair value through other comprehensive income	(819)	(71)	(866)
Realized gain on sale of equities at fair value through other comprehensive income	—	2,341	—
Other comprehensive income for the year	(8,604)	13,870	3,282
Total comprehensive income for the year	35,092	41,121	26,847

The attached notes from 1 to 35 form part of these consolidated financial statements

International General Insurance Holdings Ltd.

CONSOLIDATED STATEMENTS OF CASH FLOWS

For the years ended 31 December 2021, 2020 and 2019

	<i>Notes</i>	<i>31 December 2021</i>	<i>31 December 2020</i>	<i>31 December 2019</i>
		<i>USD '000</i>	<i>USD '000</i>	<i>USD '000</i>
OPERATING ACTIVITIES				
Profit before tax		45,443	29,326	25,253
Adjustments for:				
Depreciation and amortization	13,14	3,563	2,612	1,956
Impairment loss on insurance receivables.	4	5,181	2,861	629
Impairment of goodwill	22	41	—	—
Loss on disposal of property, premises and equipment	24	60	—	26
Realized gain on sale of financial assets at FVTPL	23	(396)	(1,599)	(947)
Fair value loss (gain) on investment properties.	23	1,300	2,007	304
Realized loss (gain) on sale of investment properties.	23	8	213	(679)
Loss (gain) on revaluation of financial assets at FVTPL	23	(3,089)	241	(1,591)
Loss on sale of bonds at fair value through OCI.	23	88	411	629
Expected credit loss on financial assets	23	180	264	(36)
Share of loss from associates	6	7,248	1,479	376
Lease interest expense.	16	358	203	108
Interest income	23	(14,049)	(12,169)	(10,866)
Share-based payment expense.	32	1,871	450	—
Change in fair value of derivative financial liability	17	(690)	4,418	—
Net foreign exchange differences		4,897	(2,572)	(5,704)
Cash from operations before working capital changes		52,014	28,145	9,458
Working capital adjustments				
Term deposits		(7,754)	(52,459)	(44,426)
Insurance receivables		(20,005)	(55,870)	(3,523)
Purchase of financial assets at FVTPL		(6,470)	(9,400)	(14,906)
Purchase of bonds through OCI		(159,041)	(237,528)	(109,955)
Proceeds from maturity of financial assets at amortized cost.		169	133	500
Proceeds from sale/maturity of bonds at fair value through OCI		116,963	71,050	67,193
Proceeds from sale of financial assets at FVTPL.		5,727	10,073	9,616
Reinsurance share of outstanding claims		5,237	(11,273)	11,353
Reinsurance share of unearned premiums		(14,047)	(16,160)	(1,350)
Deferred excess of loss premiums		(143)	(1,922)	(2,724)
Deferred policy acquisition costs		(9,670)	(13,459)	(5,309)
Other assets		1,150	(175)	(1,944)
Interest received		15,043	10,536	10,117
Additions to investment property		(36)	(74)	(745)
Proceeds from sale of investment property.		1,120	3,526	6,063
Gross outstanding claims		83,644	79,202	28,673
Gross unearned premiums		51,458	71,054	37,959
Insurance payables		6,058	29,917	20,510
Other liabilities		8,013	3,447	3,943

International General Insurance Holdings Ltd.

CONSOLIDATED STATEMENTS OF CASH FLOWS

For the years ended 31 December 2021, 2020 and 2019 (Continued)

	<i>Notes</i>	<i>31 December 2021</i>	<i>31 December 2020</i>	<i>31 December 2019</i>
		<i>USD '000</i>	<i>USD '000</i>	<i>USD '000</i>
Unearned commissions		2,687	2,128	900
Net cash flows from (used in) operating activities before tax		132,117	(89,109)	21,403
Income tax paid		(2,328)	(1,465)	—
Net cash flows from (used in) operating activities after tax		129,789	(90,574)	21,403
INVESTING ACTIVITIES				
Purchases of property, premises and equipment		(1,486)	(344)	(443)
Proceeds from sale of premises and equipment		—	—	22
Acquisition of a subsidiary, net of cash acquired	34	(146)	—	—
Purchases of intangible assets		(859)	(1,561)	(613)
Net cash flows used in investing activities		(2,491)	(1,905)	(1,034)
FINANCING ACTIVITIES				
Cash injection in connection with Business Combination	33	—	120,821	—
Consideration paid to shareholders as deemed settlement for shares	33	—	(80,000)	—
Dividends paid	21	(16,109)	(4,360)	(10,816)
Treasury shares	20	—	—	(5,053)
Lease liabilities payments	16	(783)	(796)	(606)
Net cash flows (used in) from financing activities		(16,892)	35,665	(16,475)
NET CHANGE IN CASH AND CASH EQUIVALENTS				
NET CHANGE IN CASH AND CASH EQUIVALENTS		110,406	(56,814)	3,894
Net foreign exchange differences		(1,699)	(2,207)	3,834
Cash and cash equivalents at the beginning of the year		133,439	192,460	184,732
CASH AND CASH EQUIVALENTS AT THE END OF THE YEAR	3	242,146	133,439	192,460

The attached notes from 1 to 35 form part of these consolidated financial statements

International General Insurance Holdings Ltd.
CONSOLIDATED STATEMENTS OF CHANGES IN EQUITY
For the years ended 31 December 2021, 2020 and 2019

	<i>Issued share capital</i>	<i>Common shares at par value</i>	<i>Additional paid in capital</i>	<i>Share premium</i>	<i>Treasury shares</i>	<i>Foreign currency translation reserve</i>	<i>Fair value reserve</i>	<i>Retained earnings</i>	<i>Total</i>
	<i>USD '000</i>	<i>USD '000</i>	<i>USD '000</i>	<i>USD '000</i>	<i>USD '000</i>	<i>USD '000</i>	<i>USD '000</i>	<i>USD '000</i>	<i>USD '000</i>
As at 31 December 2018.....	143,376	—	2,773	—	(15,050)	(295)	954	169,407	301,165
Profit for the year	—	—	—	—	—	—	—	23,565	23,565
Other comprehensive income ...	—	—	—	—	—	(38)	3,320	—	3,282
Total comprehensive income. ...	—	—	—	—	—	(38)	3,320	23,565	26,847
Purchase of treasury shares – (note 20)	—	—	—	—	(5,053)	—	—	—	(5,053)
Cash dividends (note 21).....	—	—	—	—	—	—	—	(10,816)	(10,816)
As at 31 December 2019.....	<u>143,376</u>	<u>—</u>	<u>2,773</u>	<u>—</u>	<u>(20,103)</u>	<u>(333)</u>	<u>4,274</u>	<u>182,156</u>	<u>312,143</u>
Profit for the year	—	—	—	—	—	—	—	27,251	27,251
Other comprehensive income ...	—	—	—	—	—	(16)	13,886	—	13,870
Total comprehensive income. ...	—	—	—	—	—	(16)	13,886	27,251	41,121
Issuance of shares in connection with Business Combination (note 19) and (note 33) – at par value of USD 0.01	—	485	—	—	—	—	—	—	485
Deemed distribution to shareholders in connection with Business Combination (note 33).....	—	—	—	(80,000)	—	—	—	—	(80,000)
Business Combination elimination adjustments (note 33).....	(143,376)	—	(2,773)	237,228	20,103	—	—	(10)	111,172
Issuance of Restricted Shares									
Awards (note 32).....	—	1	—	449	—	—	—	—	450
Cash dividends (note 21).....	—	—	—	—	—	—	—	(4,360)	(4,360)
As at 31 December 2020.....	<u>—</u>	<u>486</u>	<u>—</u>	<u>157,677</u>	<u>—</u>	<u>(349)</u>	<u>18,160</u>	<u>205,037</u>	<u>381,011</u>
Profit for the year	—	—	—	—	—	—	—	43,696	43,696
Other comprehensive income ...	—	—	—	—	—	1,341	(9,945)	—	(8,604)
Total comprehensive income. ...	—	—	—	—	—	1,341	(9,945)	43,696	35,092
Issuance of Restricted Shares									
Awards (note 32).....	—	3	—	1,868	—	—	—	—	1,871
Cash dividends (note 21).....	—	—	—	—	—	—	—	(16,109)	(16,109)
As at 31 December 2021.....	<u>—</u>	<u>489</u>	<u>—</u>	<u>159,545</u>	<u>—</u>	<u>992</u>	<u>8,215</u>	<u>232,624</u>	<u>401,865</u>

The attached notes from 1 to 35 form part of these consolidated financial statements

1. CORPORATE INFORMATION

International General Insurance Holdings Ltd. (“the Company”) is an exempted limited liability company registered and incorporated in Bermuda under the Companies Act of 1981 on 28 October 2019. The principal activities of the Company are to invest in companies engaged in the business of insurance and reinsurance. The Company’s registered office is at Clarendon House, 2 Church Street, Hamilton, HM11, Bermuda.

On 17 March 2020, the definitive business agreement between International General Insurance Holdings Limited — Dubai (“IGI”) and Tiberius Acquisition Corp. (NASDAQ: TIBR) (“Tiberius”), a publicly traded special purpose acquisition company, and certain related parties, was effective. As a result of the completion of the Business Combination, the Company became a new public company listed on the Nasdaq Capital Market under the symbol “IGIC” and owned by the former stockholders of Tiberius and the former shareholders of IGI and each of IGI and Tiberius became the Company’s subsidiaries.

The transaction is accounted for as a continuation of IGI. Under this method of accounting, while the Company is the legal acquirer of both IGI and Tiberius, IGI has been identified as the accounting acquirer of Tiberius for accounting purposes. This determination was primarily based on IGI comprising the ongoing operations of the combined company, IGI’s senior management comprising the senior management of the combined company, and the former owners and management of IGI having control of the board of directors of the Company following the consummation of the transaction by virtue of being able to appoint a majority of the directors of the combined company.

As Tiberius does not meet the definition of a business as defined in IFRS 3 — Business Combinations (“IFRS 3”), the purchase of the shares of the former owners of Tiberius is not within the scope of IFRS 3 and is accounted for as a share-based payment transaction in accordance with IFRS 2 — Share-based payments (“IFRS 2”). Hence, the transaction was accounted for as the continuance of IGI with recognition of the identifiable assets acquired and the liabilities assumed of Tiberius at fair value. Operations prior to the transaction are those of IGI from an accounting point of view (note 33).

The Company and its subsidiaries (together “the Group”) operate in the Bermuda, United Kingdom, Jordan, Morocco, Malaysia, Malta, United Arab Emirates and the Cayman Islands.

The consolidated financial statements were authorized for issue in accordance with a resolution of the Board of Directors on 31 March 2022.

2. BASIS OF PREPARATION

The consolidated financial statements have been prepared in accordance with International Financial Reporting Standards (IFRS) as issued by the International Accounting Standards Board (IASB).

The consolidated financial statements have been presented in United States Dollars “USD” which is also the Group’s functional currency. All values are rounded to the nearest thousand (USD ‘000), except when otherwise indicated.

The consolidated financial statements are prepared on a going concern basis under the historical cost convention modified to include the measurement at fair value of financial assets and investment properties at fair value through profit or loss, financial assets at fair value through other comprehensive income and derivative financial liability. Financial assets measured at fair value through profit and loss include quoted funds, alternative investments and quoted equities. Financial assets at fair value through other comprehensive income include quoted and unquoted equities.

On 30 January 2020, the World Health Organization declared the outbreak of coronavirus (“COVID-19”) to be a public health emergency of international concern. This coronavirus outbreak has severely restricted the level of economic activity around the world. In response to this coronavirus outbreak, the governments of many countries, states, cities and other geographic regions have taken preventative or protective actions, such as imposing restrictions on travel and business operations and advising or requiring individuals to limit or forego their time outside of their homes.

2. BASIS OF PREPARATION (cont.)

Following measures announced by the Government in March 2020, the directors implemented aspects of the Group's business continuity plan (BCP), specifically requiring staff at all levels and in all functions to work remotely wherever practicable, and to limit the need for gatherings of staff so far as possible. The Group's IT facilities have ensured that all of the Group's operations have been maintained allowing the Group to function as normal. The directors expect that these operational changes will continue to be required, even as employees have been allowed to return to their offices following Government advice.

The full extent to which the COVID-19 pandemic may impact Group's results, operations or liquidity is uncertain. Management continues to monitor the impact that the COVID-19 pandemic has on the Group, the insurance industry and the economies in which the Group operates.

Management has performed a COVID-19 impact analysis as part of its going concern assessment using information available as of the date of release of the Group's audited consolidated financial statements as of and for year ended 31 December 2021. The analysis has modelled a number of adverse scenarios to assess the potential impact that COVID-19 may have on the Group's operations, liquidity, solvency and capital position. These stresses include increased counterparty defaults, falls in property and equity values, credit spread widening, currency movements and increases in the value of claims.

This analysis indicates that the Group's solvency position is and will likely remain within the Group's "Capital Management Framework" targets, allowing the Group to exceed its regulatory capital requirements without the need for mitigating management actions. Management believes that the preparation of the Group's financial statements on a going concern basis remains appropriate and that the Group will continue to meet its regulatory solvency requirements and liabilities with sufficient liquidity.

Based on the current analyses, the Group is well positioned to experience a manageable impact from COVID-19 particularly in respect of its underwriting portfolio which is not materially exposed to the classes of business which are largely impacted by COVID-19. To date, this assessment is supported by the fact that as of 31 December 2021, management's best estimates of the specific reserves in respect of COVID-19 related claims are not considered to be significant.

With respect to claims administration, the Group has not evidenced a discernible impact on the reporting and settlement of claims, as the third-party loss adjusters and other appointed experts, in conjunction with the Group's inhouse claims function, have demonstrated an ability to adapt effectively to the virtual world in servicing claims.

Basis of consolidation

The financial statements of the subsidiaries are prepared for the same period and amended where required to be compliant with the Group's accounting policies.

The consolidated financial statements comprise the financial statements of International General Insurance Holdings Ltd. and its subsidiaries as at 31 December 2021. Control is achieved when the Group is exposed, or has rights, to variable returns from its involvement with the investee and has the ability to affect those returns through its power over the investee. Specifically, the Group controls an investee if and only if the Group has:

- Power over the investee (i.e. existing rights that give it the current ability to direct the relevant activities of the investee)
- Exposure, or rights, to variable returns from its involvement with the investee, and
- The ability to use its power over the investee to affect its returns

When the Group has less than a majority of the voting or similar rights of an investee, the Group considers all relevant facts and circumstances in assessing whether it has power over an investee, including:

- The contractual arrangement with the other vote holders of the investee
- Rights arising from other contractual arrangements
- The Group's voting rights and potential voting rights

2. BASIS OF PREPARATION (cont.)

The Group reassesses whether or not it controls an investee if facts and circumstances indicate that there are changes to one or more of the three elements of control. Consolidation of a subsidiary begins when the Group obtains control over the subsidiary and ceases when the Group loses control of the subsidiary. Assets, liabilities, income and expenses of a subsidiary acquired or disposed of during the year are included in the consolidated financial statements from the date the Group gains control until the date the Group ceases to control the subsidiary.

When necessary, adjustments are made to the financial statements of subsidiaries to bring their accounting policies into line with the Group's accounting policies. All intra-group assets and liabilities, equity, income, expenses and cash flows relating to transactions between members of the Group are eliminated in full on consolidation.

Subsidiaries are fully consolidated from the date of acquisition, being the date on which the Group obtains control, and continue to be consolidated until the date that such control ceases.

All intercompany transactions, balances and unrealized gains and losses on transactions between Group companies are eliminated in full.

The Group has the following subsidiaries and branches:

	<i>Country of incorporation</i>	<i>Activity</i>	<i>Ownership</i>	
			<i>2021</i>	<i>2020</i>
International General Insurance Holdings Limited	United Arab Emirates	Reinsurance and insurance	100%	100%
Tiberius Acquisition Corporation	United States of America	Special purpose acquisition company	100%	100%

The following entities are wholly owned by the subsidiary International General Insurance Holdings Limited:

I.G.I Underwriting/Jordan "Exempted"	Jordan	Underwriting agency	100%	100%
North Star Underwriting Limited	United Kingdom	Underwriting agency	100%	100%
International General Insurance Co. Ltd.	Bermuda	Reinsurance and insurance	100%	100%

The following entities are wholly owned subsidiaries and branches by International General Insurance Co. Ltd.:

Subsidiaries:

International General Insurance Company (UK) Limited	United Kingdom	Reinsurance and insurance	100%	100%
International General Insurance Company (Dubai) Ltd.	United Arab Emirates	Insurance intermediation and insurance management	100%	100%
International General Insurance Company (Europe) SE*	Malta	Reinsurance and insurance	100%	—
Specialty Malls Investment Company	Jordan	Real estate properties development and lease	100%	100%
IGI Services Ltd	Cayman Islands	Owning and chartering aircraft	100%	100%

Branches:

International General Insurance Company Ltd. – Labuan Branch	Malaysia	Reinsurance and insurance	100%	100%
--	----------	---------------------------	-------------	------

* International General Insurance Company (Europe) SE was acquired by the Group on 25 June 2021 (note 34).

2. BASIS OF PREPARATION (cont.)

Changes in accounting policies

The accounting policies used in the preparation of the consolidated financial statements are consistent with those used in the preparation of the annual consolidated financial statements for the year ended 31 December 2020.

There are no new standards or amendments effective in 2021 that have a material impact on the Group's consolidated financial statements.

Standards issued but not yet effective

IFRS 17 Insurance Contracts

IFRS 17 provides a comprehensive model for insurance contracts covering the recognition and measurement and presentation and disclosure of insurance contracts and replaces IFRS 4 — Insurance Contracts. The standard applies to all types of insurance contracts (i.e. life, non-life, direct insurance and re-insurance), regardless of the type of entities that issue them, as well as to certain guarantees and financial instruments with discretionary participation features. The standard general model is supplemented by the variable fee approach and the premium allocation approach.

The new standard will be effective for annual periods beginning on or after 1 January 2023 with comparative figures required. Early application is permitted provided that the entity also applies IFRS 9 on or before the date it first applies IFRS 17.

The Group will be voluntarily changing its basis of accounting from IFRS to the Generally Accepted Accounting Principles in the United States of America ("U.S. GAAP") and will present its consolidated financial statements in U.S. GAAP effective 1 January, 2023 (the "first reporting period"). Accordingly, the Group is currently in the process of evaluating the potential transitional impact of such change and its first application of U.S. GAAP. As a result, the Group has discontinued the process of implementing IFRS 17.

Summary of significant accounting policies

Cash and cash equivalents

Cash and cash equivalents consist of cash on hand, bank balances, and short-term deposits with an original maturity of three months or less.

Term deposits

The term deposits are interest bearing bank deposits with original maturity over 3 months.

Insurance receivables

Insurance receivables are recognized when due and are measured on initial recognition at the fair value of the consideration to be received. The Group uses a provision matrix to calculate expected credit losses for insurance receivables. The provision rates are based on days past due and not based on groupings of various policy holder's segments that have similar default loss-patterns.

Financial assets

a) Initial recognition and measurement

Financial assets are classified, at initial recognition, at cost and subsequently measured at amortized cost, fair value through other comprehensive income (OCI), and fair value through profit or loss (FVTPL).

The classification of financial assets at initial recognition depends on the financial asset's contractual cash flow characteristics and the Group's business model for managing them.

2. BASIS OF PREPARATION (cont.)

Financial instruments are initially recognized on the trade date measured at their fair value. Except for financial assets recorded at FVTPL, transaction costs are added to this amount.

The Group classifies all of its financial assets based on the business model for managing the assets and the asset's contractual terms. The categories include the following:

- Amortized cost
- FVOCI
- FVTPL

i) Bonds and debt instruments measured at amortized cost

Bonds and debt instruments are held at amortized cost if both of the following conditions are met:

- The instruments are held within a business model with the objective of holding the instrument to collect the contractual cash flows.
- The contractual terms of the debt instrument give rise on specified dates to cash flows that are solely payments of principal and interest (SPPI) on the principal amount outstanding.

The details of these conditions are outlined below.

Business model assessment

The Group determines its business model at the level that best reflects how it manages groups of financial assets to achieve its business objective.

The Group holds financial assets to generate returns and provide a capital base to provide for settlement of claims as they arise. The Group considers the timing, amount and volatility of cash flow requirements to support insurance liability portfolios in determining the business model for the assets as well as the potential to maximize return for shareholders and future business development.

The Group business model is not assessed on an instrument-by-instrument basis, but at a higher level of aggregated portfolios that is based on observable factors such as:

- How the performance of the business model and the financial assets held within that business model are evaluated and reported to the Group's key management personnel.
- The risks that affect the performance of the business model (and the financial assets held within that business model) and, in particular, the way those risks are managed.
- How managers of the business are compensated (for example, whether the compensation is based on the fair value of the assets managed or on the contractual cash flows collected).
- The expected frequency, value and timing of asset sales are also important aspects of the Group's assessment.

The business model assessment is based on reasonably expected scenarios without taking 'worst case' or 'stress case' scenarios into account. If cash flows after initial recognition are realized in a way that is different from the Group original expectations, the Group does not change the classification of the remaining financial assets held in that business model but incorporates such information when assessing newly originated or newly purchased financial assets going forward.

2. BASIS OF PREPARATION (cont.)

The SPPI test

As a second step of its classification process the Group assesses the contractual terms to identify whether they meet the SPPI test.

‘Principal’ for the purpose of this test is defined as the fair value of the financial asset at initial recognition and may change over the life of the financial asset (for example, if there are repayments of principal or amortization of the premium/discount).

The most significant elements of interest within a debt arrangement are typically the consideration for the time value of money and credit risk. To make the SPPI assessment, the Group applies judgement and considers relevant factors such as the currency in which the financial asset is denominated, and the period for which the interest rate is set.

Bonds and debt instruments measured at fair value through other comprehensive income

The Group applies this category under IFRS 9 for debt instruments measured at FVOCI when both of the following conditions are met:

- The instrument is held within a business model, the objective of which is both collecting contractual cash flows and selling financial assets.
- The contractual terms of the financial asset meet the SPPI test.

Bonds and debt instruments in this category are those that are intended to be held to collect contractual cash flows and which may be sold in response to needs for liquidity or in response to changes in market conditions.

ii) Financial assets measured at fair value through profit or loss (Quoted funds, alternative investments and quoted equities)

Financial assets in this category are those assets which have been either designated by management upon initial recognition or are mandatorily required to be measured at fair value under IFRS 9. Management designates an instrument as FVTPL that otherwise meet the requirements to be measured at amortized cost or at FVOCI only if it eliminates, or significantly reduces, an accounting mismatch that would otherwise arise. Financial assets with contractual cash flows not representing solely payment of principal and interest are mandatorily required to be measured at FVTPL.

Financial assets at FVTPL are subsequently measured at fair value. Changes in fair value are recognized in the consolidated statement of income. Interest income is recognized using the effective interest method.

Dividend income from equity investments measured at FVTPL is recognized in the consolidated statement of income when the right to the payment has been established.

iii) Financial assets measured at fair value through other comprehensive income (Quoted and unquoted equities)

Upon initial recognition, the Group can elect to classify irrevocably its equity investments as equity instruments designated at fair value through OCI when they meet the definition of equity under IAS 32 “Financial Instruments: Presentation”, and are not held for trading. The classification is determined on an instrument-by-instrument basis.

Financial assets measured at fair value through other comprehensive income include equities investments. Equity investments classified as financial assets measured at fair value through other comprehensive income are those, which are not classified as financial assets measured at fair value through profit or loss.

2. BASIS OF PREPARATION (cont.)

iv) Reclassification of financial assets and liabilities

The Group does not reclassify its financial assets subsequent to their initial recognition, apart from the exceptional circumstances in which the Group terminates a business line or changes its business model for managing financial assets. A change in Group business model will occur only when Group management determines change as a result of external or internal changes which are significant to the Group operations. Reclassifications shall all be recorded prospectively from the reclassification date.

b) Subsequent measurement

For purposes of subsequent measurement, financial assets in the scope of IFRS 9 are classified in four categories:

- Financial assets at amortized cost (bonds, debt instruments)
- Financial assets at fair value through OCI with recycling of cumulative gains and losses (bonds and debt instruments)
- Financial assets designated at fair value through OCI with no recycling of cumulative gains and losses upon derecognition (equity instruments)
- Financial assets at fair value through profit or loss

i) Financial assets at amortized cost (bonds, debt instruments)

Financial assets at amortized cost are subsequently measured using the effective interest (EIR) method and are subject to impairment. Gains and losses are recognized in the consolidated statement of income when the asset is derecognized, modified, or impaired.

The Group's debt instruments at amortized cost includes investments in unquoted debt instruments.

ii) Financial assets at fair value through OCI (debt instruments)

For debt instruments at fair value through OCI, interest income, foreign exchange revaluation and impairment losses or reversals are recognized in the consolidated statement of income and computed in the same manner as for financial assets measured at amortized cost. The remaining fair value changes are recognized in OCI. Upon derecognition, the cumulative fair value change recognized in OCI is recycled to the consolidated statement of income.

The Group's debt instruments at fair value through OCI includes investments in quoted debt instruments.

iii) Financial assets designated at fair value through OCI (equity instruments)

Gains and losses on these financial assets are never recycled to the consolidated statement of income. Dividends are recognized as investment income in the consolidated statement of income when the right of payment has been established, except when the Group benefits from such proceeds as a recovery of part of the cost of the financial asset, in which case, such gains are recorded in OCI. Equity instruments designated at fair value through OCI are not subject to impairment assessment.

The Group elected to classify irrevocably its unquoted equity investments and some quoted equity investments under this category.

iv) Financial assets at fair value through profit or loss

Financial assets at fair value through profit or loss include financial assets held for trading, financial assets designated upon initial recognition at fair value through profit or loss, or financial assets mandatorily required to be measured at fair value. Financial assets are classified as held for trading if they are acquired for the purpose of selling or repurchasing in the near term. Derivatives, including separated embedded derivatives, are also classified as held for

2. BASIS OF PREPARATION (cont.)

trading unless they are designated as effective hedging instruments. Financial assets with cash flows that are not solely payments of principal and interest are classified and measured at fair value through profit or loss, irrespective of the business model. Notwithstanding the criteria for debt instruments to be classified at amortized cost or at fair value through OCI, as described above, debt instruments may be designated at fair value through profit or loss on initial recognition if doing so eliminates, or significantly reduces, an accounting mismatch.

Financial assets at fair value through profit or loss are carried in the consolidated statement of financial position at fair value with net changes in fair value recognized in the consolidated statement of income.

This category includes quoted funds, alternative investments and quoted equity investments which the Group had not irrevocably elected to classify at fair value through OCI.

Dividends on quoted equity investments are also recognized as investment income in the consolidated statement of income when the right of payment has been established.

c) Derecognition

A financial asset (or, where applicable, a part of a financial asset or part of a group of similar financial assets) is primarily derecognized (i.e., removed from the Group's consolidated statement of financial position) when:

- The rights to receive cash flows from the asset have expired, or
- The Group has transferred its rights to receive cash flows from the asset or has assumed an obligation to pay the received cash flows in full without material delay to a third party under a 'pass-through' arrangement; and either (a) the Group has transferred substantially all the risks and rewards of the asset, or (b) the Group has neither transferred nor retained substantially all the risks and rewards of the asset, but has transferred control of the asset.

d) Impairment of financial assets in scope of IFRS 9

The Group recognizes an allowance for expected credit losses (ECLs) for debt instruments not held at fair value through profit or loss. ECLs are based on the difference between the contractual cash flows due in accordance with the contract and all the cash flows that the Group expects to receive, discounted at an approximation of the original effective interest rate. The expected cash flows will include cash flows from the sale of collateral held or other credit enhancements that are integral to the contractual terms, if any.

ECLs are recognized in two stages. For credit exposures for which there has not been a significant increase in credit risk since initial recognition, ECLs are provided for credit losses that result from default events that are possible within the next 12-months (a 12-month ECL). For those credit exposures for which there has been a significant increase in credit risk since initial recognition, a loss allowance is required for credit losses expected over the remaining life of the exposure, irrespective of the timing of the default (a lifetime ECL).

For debt instruments at fair value through OCI, the Group applies the low credit risk simplification. At every reporting date, the Group evaluates whether the debt instrument is considered to have low credit risk using all reasonable and supportable information that is available without undue cost or effort. In making that evaluation, the Group reassesses the credit rating of the debt instrument. In addition, the Group considers that there has been a significant increase in credit risk when contractual payments are more than 30 days past due.

The Group's debt instruments at fair value through OCI comprise solely of quoted bonds that are graded in the top investment category by accredited rating agencies and, therefore, are considered to be low credit risk investments. It is the Group's policy to measure ECLs on such instruments on a 12-month basis. However, when there has been a significant increase in credit risk since origination, the allowance will be based on the lifetime ECL. The Group uses the ratings from accredited rating agencies to monitor the changes in the credit ratings, determine whether the debt instrument has significantly increased in credit risk and to estimate ECLs.

2. BASIS OF PREPARATION (cont.)

The ECLs for debt instruments measured at FVOCI do not reduce the carrying amount of these financial assets in the statement of financial position, which remains at fair value. Instead, an amount equal to the allowance that would arise if the assets were measured at amortized cost is recognized in OCI with a corresponding charge to the consolidated statement of income. The accumulated gain recognized in OCI is recycled to the consolidated statement of income upon derecognition of the assets.

The Group considers a financial asset in default when contractual payments are 30 days past due. However, in certain cases, the Group may also consider a financial asset to be in default when internal or external information indicates that the Group is unlikely to receive the outstanding contractual amounts in full before taking into account any credit enhancements held by the Group.

A financial asset is written off when there is no reasonable expectation of recovering the contractual cash flows.

Financial assets are written off either partially or in their entirety only when the Group has stopped pursuing the recovery. If the amount to be written off is greater than the accumulated loss allowance, the difference is first treated as an addition to the allowance that is then applied against the gross carrying amount. Any subsequent recoveries are credited to credit loss expense. There were no write-offs over the periods reported in these consolidated financial statements.

For cash flow purposes the Group classifies the cash flow for the acquisition and disposal of financial assets as operating cash flows, as the purchases of these investments is funded from the net cash flows associated with the origination of insurance and investment contracts and payment of benefits and claims incurred for such insurance contracts, which are respectively treated under operating activities.

Derivative financial instruments

Derivative financial instruments are initially recognized at fair value on the date on which a derivative contract is entered into and are subsequently remeasured at fair value. Derivatives are carried as financial assets when the fair value is positive and as financial liabilities when the fair value is negative.

Warrants are accounted for as derivative financial instruments (a financial liability) as they give the holder the right to obtain a variable number of common (ordinary) shares, dependent on the characteristics of the Warrant holder and the occurrence of some uncertain future events that are not within the control of the Group.

The Warrants shall lapse and expire after five years from the closing of the Business Combination transaction (note 33).

Any gains or losses arising from changes in the fair value of derivatives are taken directly to the consolidated statement of income (within profit and loss) as the Group has not designated derivative financial instruments under hedging arrangements.

Investments in associates

The Group's investment in its associates is accounted for using the equity method of accounting. An associate is an entity in which the Group has significant influence, and which is neither a subsidiary nor a joint venture.

The considerations made in determining significant influence or joint control are similar to those necessary to determine control over subsidiaries.

Under the equity method, the investment in the associate is carried in the consolidated statement of financial position at cost plus post-acquisition changes in the Group's share of net assets of the associate.

Profits or losses resulting from transactions between the Group and the associate are eliminated to the extent of the interest in the associate.

2. BASIS OF PREPARATION (cont.)

The share of profit or loss of the associate is shown on the face of the consolidated statement of income. This is profit attributable to equity holders of the associate and, therefore, is profit after tax and non-controlling interests in the subsidiaries of the associates.

The financial statements of the associate are prepared for the same reporting period as the Group. Where necessary, adjustments are made to bring its accounting policies in line with the Group's.

After application of the equity method, the Group determines whether it is necessary to recognize an additional impairment loss on the Group's investments in associates. The Group determines at each reporting date, whether there is any objective evidence that the investment in the associate is impaired. If this is the case, the Group calculates the amount of impairment as the difference between the recoverable amount of the associate and its carrying value and recognizes the amount in the 'share of profit or loss of an associate' in the consolidated statement of income.

Upon loss of significant influence over the associate, the Group measures and recognizes any remaining investment at its fair value. Any difference between the carrying amount of the associate upon loss of significant influence and the fair value of the remaining investment and proceeds from disposal is recognized in consolidated statement of income.

The associates' functional currency is the currency of a hyperinflationary economy and is adjusted in terms of the measuring unit current at the end of the reporting period. As the presentation currency of the Group is that of a non-hyperinflationary economy, comparative amounts are not adjusted for changes in the price level in the current year. Differences between these comparative amounts and current year hyperinflation adjusted equity balances are recognised in other comprehensive income. The carrying amounts of non-monetary assets and liabilities are adjusted to reflect the change in the general price index from the date of acquisition to the end of the reporting period. An impairment loss is recognised in profit or loss if the restated amount of a non-monetary item exceeds its estimated recoverable amount.

All the amounts in the associates' financial statements (assets, liabilities, equity items, income, and expenses) are translated at the closing rate of the current year.

Gains or losses on the net monetary position are recognised in profit or loss.

Investment properties

Investment properties are measured initially at cost, including transaction costs. The carrying amount includes the cost of replacing part of an existing investment property at the time that cost is incurred if the recognition criteria are met; and excludes the costs of day to day servicing of an investment property. Subsequent to initial recognition, investment properties are stated at fair value, which reflects market conditions at the reporting date. Gains or losses arising from changes in the fair values of investment properties are included in the consolidated statement of income in the period in which they arise.

The fair value of the investment properties is determined by management and in doing so management considers the valuation performed by third parties who are specialists in valuing these types of investment properties.

Investment properties are derecognized when either they have been disposed of or when the investment property is permanently withdrawn from use and no future economic benefit is expected from its disposal.

The difference between the net disposal proceeds and the carrying amount of the asset is recognized in the consolidated statement of income in the period of derecognition. The amount of consideration to be included in the gain or loss arising from the derecognition of investment property is determined in accordance with the requirements for determining the transaction price in IFRS 15.

Transfers are made to or from investment property only when there is a change in use. For a transfer from investment property to owner occupied property, the deemed cost for subsequent accounting is the fair value at the date of change in use. If owner occupied property becomes an investment property, the Group accounts for such property in accordance with the policy stated under property, plant and equipment up to the date of change in use.

2. BASIS OF PREPARATION (cont.)

Property, premises and equipment

Property, premises and equipment are stated at cost less accumulated depreciation and any impairment in value. Depreciation is calculated on a straight-line basis over the estimated useful lives using the following estimated useful lives:

	<i>Years</i>
Office buildings	20
Aircraft	12.5
Office furniture	5
Computers	3
Equipment	4
Leasehold improvements	5
Vehicles	5
Right-of-use assets	2 – 7

An item of property, premises and equipment and any significant part initially recognized, is derecognized upon disposal or when no future economic benefits are expected from its use or disposal. Any gain or loss arising on derecognition of the asset (calculated as the difference between the net disposal proceeds and the carrying amount of the asset) is included in the consolidated statement of income when the asset is derecognized.

The assets' residual values, useful lives and method of depreciation are reviewed and adjusted if appropriate at each financial year-end. Impairment reviews take place when events or changes in circumstances indicate that the carrying value may not be recoverable. Impairment losses are recognized in the consolidated statement of income as an expense.

Intangible assets

Intangible assets acquired separately are measured on initial recognition at cost. The cost of intangible assets acquired in a business combination is their fair value at the date of acquisition. Following initial recognition, intangible assets are carried at cost less any accumulated amortization and accumulated impairment losses.

The useful lives of intangible assets are assessed as either finite or indefinite.

Intangible assets with finite lives are amortized over the useful economic life and assessed for impairment whenever there is an indication that the intangible asset may be impaired. The amortization period and the amortization method for an intangible asset with a finite useful life are reviewed at least at the end of each reporting period. Changes in the expected useful life or the expected pattern of consumption of future economic benefits embodied in the asset are considered to modify the amortization period or method, as appropriate, and are treated as changes in accounting estimates. The amortization expense on intangible assets with finite lives is recognized in the consolidated statement of income in the expense category that is consistent with the function of the intangible assets.

An intangible asset is derecognized upon disposal (i.e., at the date the recipient obtains control) or when no future economic benefits are expected from its use or disposal. Any gain or loss arising upon derecognition of the asset (calculated as the difference between the net disposal proceeds and the carrying amount of the asset) is included in the consolidated statement of income.

Intangible assets include computer software and software licenses. These intangible assets are amortized on a straight-line basis over their estimated economic useful lives of 5 years.

Work in progress assets

Work in progress assets are stated at cost and include other direct costs and it is not depreciated until it is available for intended use.

2. BASIS OF PREPARATION (cont.)

Provisions

Provisions are recognized when the Group has an obligation (legal or constructive) as a result of a past event, and the costs to settle the obligation are both probable and able to be reliably measured.

Treasury shares

Own equity instruments that are reacquired (treasury shares) are recognized at cost and deducted from equity. No gain or loss is recognized in the consolidated statement of income on the purchase, sale, issue or cancellation of the Group's own equity instruments. Any difference between the carrying amount and the consideration, if reissued, is recognized in share premium.

Gross written premiums

Gross written premiums comprise the total premiums receivable for the whole period of cover provided by contracts entered into during the accounting period. They are recognized on the date on which the policy commences. Premiums include any adjustments arising in the accounting period for premiums receivable in respect of business written in prior accounting periods. Rebates that form part of the premium rate, such as no-claim rebates, are deducted from the gross premium; others are recognized as an expense. Premiums also include estimates for pipeline premiums, representing amounts due on business written but not yet notified. The Group generally estimates the pipeline premium based on management's judgment and prior experience.

Unearned premiums are those proportions of premiums written in a year that relate to periods of risk after the reporting date. Unearned premiums are calculated on a pro rata basis. The proportion attributable to subsequent periods is deferred as a provision for unearned premiums.

Reinsurance premiums

Reinsurance premiums comprise the total premiums payable for the reinsurance cover provided by retrocession contracts entered into during the year and are recognized on the date on which the policy incepts.

Premiums include any adjustments arising in the accounting period in respect of reinsurance contracts incepting in prior accounting periods.

Unearned reinsurance premiums are those proportions of premiums written in a year that relate to periods of risk after the reporting date. Unearned reinsurance premiums are deferred over the term of the underlying direct insurance policies for risks-attaching contracts and over the term of the reinsurance contract for losses occurring contracts.

Claims

Claims, comprising amounts payable to contract holders and third parties and related loss adjustment expenses, net of salvage and other recoveries, are charged to income as incurred. Claims comprise the estimated amounts payable, in respect of claims reported to the Group and those not reported at the consolidated statement of financial position date.

The Group generally estimates its claims based on appointed loss adjusters or leading underwriters' recommendations. In addition, a provision based on management's judgement and the Group's prior experience is maintained for the cost of settling claims incurred but not reported at the consolidated statement of financial position date.

Policy acquisition costs and commissions earned

Policy acquisition costs and commission earned represent commissions paid and received in relation to the acquisition and renewal of insurance and retrocession contracts which are deferred and expensed over the same period over which the corresponding premiums are recognised in accordance with the earning pattern of the underlying contract.

2. BASIS OF PREPARATION (cont.)

Liability adequacy test

At each statement of financial position date, the Group assesses whether its recognized insurance liabilities are adequate using current estimates of future cash flows under its insurance contracts. If that assessment shows that the carrying amount of its unearned premiums (less related deferred policy acquisition costs) is inadequate in light of estimated future cash flows, the entire deficiency is immediately recognized in income and an unexpired risk provision is created.

The Group does not discount its liability for unpaid claims as the Group measures its insurance contract liabilities on an undiscounted basis.

Reinsurance

The Group cedes insurance risk in the normal course of business for all of its businesses. Reinsurance assets represent balances due from reinsurance companies. Amounts recoverable from reinsurers are estimated in a manner consistent with the outstanding claims provision or settled claims associated with the reinsurer's policies and are in accordance with the related reinsurance contract.

Reinsurance assets are reviewed for impairment at each reporting date, or more frequently, when an indication of impairment arises during the reporting year. Impairment occurs when there is objective evidence as a result of an event that occurred after initial recognition of the reinsurance asset that the Group may not receive all outstanding amounts due under the terms of the contract and the event has a reliably measurable impact on the amounts that the Group will receive from the reinsurer. The impairment loss is recorded in the consolidated statement of income.

Gains or losses on buying reinsurance are recognized in the consolidated statement of income immediately at the date of purchase and are not amortized.

Ceded reinsurance arrangements do not relieve the Group from its obligations to policyholders.

The Group also assumes reinsurance risk in the normal course of business for non-life insurance contracts where applicable. Premiums and claims on assumed reinsurance are recognized as revenue or expenses in the same manner as they would be if the reinsurance were considered direct business, taking into account the product classification of the reinsured business. Reinsurance liabilities represent balances due to reinsurance companies. Amounts payable are estimated in a manner consistent with the related reinsurance contract.

Premiums and claims are presented on a gross basis for both ceded and assumed reinsurance.

Reinsurance assets or liabilities are derecognized when the contractual rights are extinguished or expire or when the contract is transferred to another party.

Reinsurance contracts that do not transfer significant insurance risk are accounted for directly through the statement of financial position. These are deposit assets or financial liabilities that are recognized based on the consideration paid or received less any explicit identified premiums or fees to be retained by the reinsured.

Excess of loss (XOL) reinsurance

The Group purchases reinsurance as part of its risk mitigation programmer. The Group has a non-proportional excess-of-loss reinsurance contracts designed to mitigate the Group's net exposure of losses that exceed a specified limit including catastrophe losses. These contracts often specify a limit in losses for which the reinsurer will be responsible. This limit is agreed to in the reinsurance contract and protects the Group from dealing with an unlimited liability. Retention limits for the excess-of-loss reinsurance vary by line of business.

2. BASIS OF PREPARATION (cont.)

The XOL costs are determined at the inception of the reinsurance contract and are payable upfront in the form of 'Minimum and Deposit Premium' (MDP) subject to premium adjustment at the end of the contract period. Deferred excess of loss premiums are those proportions of premiums paid during the year that relate to periods of risk after the reporting date. Deferred premiums are calculated on a pro rata basis.

Excess of loss reinsurance also includes reinstatement premium and related cash flows within the boundary of the initial reinsurance contract arising from usage of primary reinsurance coverage limit. Reinstatement occurs at predetermined rates without giving reinsurer any right to exit or reprice the contract. This implies expected cash flows related to the reinstatement premium shall be within the boundary of the initial reinsurance contract and are not related to future contracts.

Equity settled Share-based payment plan

The Group operates an equity-settled share-based plan to its employees, under which the Group receives services from employees as consideration for equity instruments of the Group. The fair value of the employee services received in exchange for the grant of the equity instruments is recognized as an expense. The total amount to be expensed is determined by reference to the fair value of the equity instruments granted, at the grant date. The total expense is recognized during the vesting period, which is the period over which the specified vesting condition of the share-based payment are to be satisfied. At the end of each reporting period, the Group revises its estimates of the number of equity instruments that are expected to vest based on the vesting conditions and recognizes the impact of the revision of original estimates, if any, in the consolidated statement of income, with corresponding adjustment to equity.

Offsetting

Financial assets and financial liabilities are offset, and the net amount reported in the consolidated statement of financial position only when there is a legally enforceable right to offset the recognized amounts and there is an intention to settle on a net basis, or to realize the assets and settle the liability simultaneously. Income and expense are not offset in the consolidated statement of income unless required or permitted by any accounting standard or interpretation.

Foreign currencies

The Group's consolidated financial statements are presented in United States Dollars, which is also the functional currency of the Group. Each entity in the Group determines its own functional currency and items included in the financial statements of each entity are measured using that functional currency.

Transactions and balances

Transactions in foreign currencies are initially recorded by the Group entities at their respective functional currency rates prevailing at the date of the transaction. Monetary assets and liabilities denominated in foreign currencies are retranslated at the functional currency spot rate of exchange ruling at the reporting date. All differences are taken to the consolidated statement of income. Non-monetary items that are measured in terms of historical cost in a foreign currency are translated using the exchange rates as at the dates of the initial transactions. Non-monetary items measured at fair value in a foreign currency are translated using the exchange rates at the date when the fair value is determined.

Group companies

The assets and liabilities of foreign operations are translated into United States Dollars at the rate of exchange prevailing at the reporting date and their statements of income are translated at exchange rates prevailing at the date

2. BASIS OF PREPARATION (cont.)

of the transactions. The exchange differences arising on the translation are recognized in the consolidated statement of comprehensive income. On disposal of a foreign operation, the component of other comprehensive income relating to that particular foreign operation is recognized in the consolidated statement of income.

Taxation

The charge or credit for taxation is based upon the profit or loss for the year and takes into account taxation deferred because of temporary differences between the treatment of certain items for taxation and accounting purposes.

Current income tax

Current income tax assets and liabilities for the current period are measured at the amount expected to be recovered from or paid to the taxation authorities. The tax rates and tax laws used to compute the amount are those that are enacted or substantively enacted, at the reporting date in the countries where the Group operates and generates taxable income.

Deferred tax

Deferred tax is provided using the liability method on temporary differences at the reporting date between the tax bases of assets and liabilities and their carrying amounts for financial reporting purposes.

Deferred tax liabilities are recognized for all taxable temporary differences.

Deferred tax assets are recognized for all deductible temporary differences, carry forward of unused tax credits and unused tax losses, to the extent that it is probable that taxable profit will be available against which the deductible temporary differences, and the carry forward of unused tax credit and unused tax losses can be utilized.

The carrying amount of deferred tax assets is reviewed at each reporting date and reduced to the extent that it is no longer probable that sufficient taxable profit will be available to allow all or part of the deferred tax asset to be utilized.

Deferred tax assets and liabilities are measured at the tax rates that are expected to apply in the year when the asset is realized or the liability is settled, based on tax rates (and tax laws) that have been enacted or substantively enacted at the reporting date.

Interest income

Interest income included in investment income is recognized as the interest accrues using the effective interest method, under which the rate used exactly discounts estimated future cash receipts through the expected life of the financial asset to the net carrying amount of the financial asset.

Dividend income

Dividend revenue included in investment income is recognized when the right to receive the payment is established.

Other revenues and expenses

Other revenues consist of chartered flights revenues which are recognized when the transportation is provided. Related expenses are recognized in the same period as the revenues to which they relate.

Leasing

The Group assesses at contract inception whether a contract is, or contains, a lease. That is, if the contract conveys the right to control the use of an identified asset for a period of time in exchange for consideration.

2. BASIS OF PREPARATION (cont.)

Group as a lessee

The Group applies a single recognition and measurement approach for all leases, except for short-term leases and leases of low-value assets. The Group recognizes lease liabilities to make lease payments and right-of-use assets representing the right to use the underlying assets.

Right-of-use assets

The Group recognizes right-of-use assets at the commencement date of the lease (i.e., the date the underlying asset is available for use). Right-of-use assets are measured at cost, less any accumulated depreciation and impairment losses, and are adjusted for any remeasurement of lease liabilities.

The Group has included the right-of-use assets arising from the lease contracts within property, plant and premises in the consolidated statement of financial position (note 13).

The cost of right-of-use assets includes the amount of lease liabilities recognized, initial direct costs incurred, and lease payments made at or before the commencement date less any lease incentives received. Unless the Group is reasonably certain to obtain ownership of the leased asset at the end of the lease term, the recognized right-of-use assets are depreciated on a straight-line basis over the shorter of its estimated useful life and the lease term. Right-of-use assets are subject to impairment.

Lease liabilities

At the commencement date of the lease, the Group recognizes lease liabilities measured at the present value of lease payments to be made over the lease term. The lease payments include fixed payments (including in-substance fixed payments) less any lease incentives receivable, variable lease payments that depend on an index or a rate, and amounts expected to be paid under residual value guarantees. The lease payments also include the exercise price of a purchase option reasonably certain to be exercised by the Group and payments of penalties for terminating a lease, if the lease term reflects the Group exercising the option to terminate.

The variable lease payments that do not depend on an index or a rate are recognized as expense in the period on which the event or condition that triggers the payment occurs.

In calculating the present value of lease payments, the Group uses the incremental borrowing rate at the lease commencement date if the interest rate implicit in the lease is not readily determinable. After the commencement date, the amount of lease liabilities is increased to reflect the accretion of interest and reduced for the lease payments made. In addition, the carrying amount of lease liabilities is remeasured if there is a modification, a change in the lease term, a change in the in-substance fixed lease payments or a change in the assessment to purchase the underlying asset.

The Group has included the lease obligations arising from the lease contracts within the other liabilities in the consolidated statement of financial position (note 16).

Short-term leases and leases of low-value assets

The Group applies the short-term lease recognition exemption to some of its short-term leases (i.e., those leases that have a lease term of 12 months or less from the commencement date and do not contain a purchase option). It also applies the lease of low-value assets recognition exemption to leases that are considered of low value (i.e., below USD 5 thousand). Lease payments on short-term leases and leases of low-value assets are recognized as an expense on a straight-line basis over the lease term.

2. BASIS OF PREPARATION (cont.)

Fair values

Fair value is the price that would be received to sell an asset or paid to transfer a liability in an orderly transaction between market participants at the measurement date. The fair value measurement is based on the presumption that the transaction to sell the asset or transfer the liability takes place either:

In the principal market for the asset or liability, or in the absence of a principal market, in the most advantageous market for the asset or liability.

The principal or the most advantageous market must be accessible to the Group.

The fair value of an asset or a liability is measured using the assumptions that market participants would use when pricing the asset or liability, assuming that market participants act in their economic best interest.

A fair value measurement of a non-financial asset takes into account a market participant's ability to generate economic benefits by using the asset in its highest and best use or by selling it to another market participant that would use the asset in its highest and best use.

The Group uses valuation techniques that are appropriate in the circumstances and for which sufficient data are available to measure fair value, maximizing the use of relevant observable inputs and minimizing the use of unobservable inputs.

All assets and liabilities for which fair value is measured or disclosed in the consolidated financial statements are categorized within the fair value hierarchy, described as follows, based on the lowest level input that is significant to the fair value measurement as a whole:

Level 1 — Quoted (unadjusted) market prices in active markets for identical assets or liabilities

Level 2 — Valuation techniques for which the lowest level input that is significant to the fair value measurement is directly or indirectly observable

Level 3 — Valuation techniques for which the lowest level input that is significant to the fair value measurement is unobservable

For assets and liabilities that are recognized in the financial statements on a recurring basis, the Group determines whether transfers have occurred between Levels in the hierarchy by re-assessing categorization (based on the lowest level input that is significant to the fair value measurement as a whole) at the end of each reporting period.

The Group's management determines the policies and procedures for both recurring fair value measurement, such as unquoted available for sale financial assets.

At each reporting date, the management analyses the movements in the values of assets and liabilities which are required to be re-measured or re-assessed as per the Group's accounting policies. For this analysis, the management verifies the major inputs applied in the latest valuation by agreeing the information in the valuation computation to contracts and other relevant documents.

For the purpose of fair value disclosures, the Group has determined classes of assets and liabilities on the basis of the nature, characteristics and risks of the asset or liability and the level of the fair value hierarchy as explained above.

Segment reporting

Reporting segments and segment measures are explained and disclosed in note 31 Segment information.

2. BASIS OF PREPARATION (cont.)

Listing related Expenses

Listing transaction related costs are charged to the consolidated statement of income as incurred.

Business combinations and goodwill

Business combinations are accounted for using the acquisition method. The cost of an acquisition is measured as the aggregate of the consideration transferred, which is measured at acquisition date fair value, and the amount of any non-controlling interests in the acquiree. For each business combination, the Group elects whether to measure the non-controlling interests in the acquiree at fair value or at the proportionate share of the acquiree's identifiable net assets. Acquisition-related costs are expensed as incurred and included in administrative expenses.

The Group determines that it has acquired a business when the acquired set of activities and assets include an input and a substantive process that together significantly contribute to the ability to create outputs. The acquired process is considered substantive if it is critical to the ability to continue producing outputs, and the inputs acquired include an organised workforce with the necessary skills, knowledge, or experience to perform that process or it significantly contributes to the ability to continue producing outputs and is considered unique or scarce or cannot be replaced without significant cost, effort, or delay in the ability to continue producing outputs.

When the Group acquires a business, it assesses the financial assets and liabilities assumed for appropriate classification and designation in accordance with the contractual terms, economic circumstances and pertinent conditions as at the acquisition date. This includes the separation of embedded derivatives in host contracts by the acquiree.

Any contingent consideration to be transferred by the acquirer will be recognised at fair value at the acquisition date. Contingent consideration classified as equity is not remeasured and its subsequent settlement is accounted for within equity. Contingent consideration classified as an asset or liability that is a financial instrument and within the scope of IFRS 9 Financial Instruments, is measured at fair value with the changes in fair value recognised in the statement of profit or loss in accordance with IFRS 9. Other contingent consideration that is not within the scope of IFRS 9 is measured at fair value at each reporting date with changes in fair value recognised in profit or loss.

Goodwill is initially measured at cost (being the excess of the aggregate of the consideration transferred and the amount recognised for non-controlling interests and any previous interest held over the net identifiable assets acquired and liabilities assumed). If the fair value of the net assets acquired is in excess of the aggregate consideration transferred, the Group re-assesses whether it has correctly identified all of the assets acquired and all of the liabilities assumed and reviews the procedures used to measure the amounts to be recognised at the acquisition date. If the reassessment still results in an excess of the fair value of net assets acquired over the aggregate consideration transferred, then the gain is recognised in profit or loss.

After initial recognition, goodwill is measured at cost less any accumulated impairment losses. For the purpose of impairment testing, goodwill acquired in a business combination is, from the acquisition date, allocated to each of the Group's cash-generating units that are expected to benefit from the combination, irrespective of whether other assets or liabilities of the acquiree are assigned to those units.

Where goodwill has been allocated to a cash-generating unit (CGU) and part of the operation within that unit is disposed of, the goodwill associated with the disposed operation is included in the carrying amount of the operation when determining the gain or loss on disposal. Goodwill disposed in these circumstances is measured based on the relative values of the disposed operation and the portion of the cash-generating unit retained.

2. BASIS OF PREPARATION (cont.)

Significant accounting judgements, estimates and assumptions

The preparation of the Group's consolidated financial statements requires management to make judgements, estimates and assumptions that affect the reported amounts of revenues, expenses, assets and liabilities, and the accompanying disclosures, and the disclosure of contingent liabilities. Uncertainty about these assumptions and estimates could result in outcomes that require a material adjustment to the carrying amount of assets or liabilities affected in future periods.

Judgements

In the process of applying the Group's accounting policies, management has made the following judgements, apart from those involving estimations, which have the most significant effect in the amounts recognized in the consolidated financial statements:

Classification of investments

Financial assets are classified, at initial recognition, at cost and subsequently measured at amortized cost, fair value through other comprehensive income (OCI), and fair value through profit or loss.

Determining the lease term of contracts with renewal options

The Group determines the lease term as the non-cancellable term of the lease, together with any periods covered by an option to extend the lease if it is reasonably certain to be exercised, or any periods covered by an option to terminate the lease, if it is reasonably certain not to be exercised.

The Group has the option, under some of its leases to lease the assets for additional terms. The Group applies judgement in evaluating whether it is reasonably certain to exercise the option to renew.

The Group considers all relevant factors that create an economic incentive for it to exercise the renewal. After the commencement date, the Group reassesses the lease term if there is a significant event or change in circumstances that is within its control and affects its ability to exercise (or not to exercise) the option to renew (e.g., a change in business strategy).

The Group included the renewal period as part of the lease term for leases of property, premises and equipment due to the significance of these assets to its operations. These leases have a short non-cancellable period and there will be a significant negative effect on the Group's operations if a replacement is not readily available.

Estimates and assumptions

The key assumptions concerning the future and other key sources of estimation uncertainty at the reporting date, that have a significant risk of causing a material adjustment to the carrying amounts of assets and liabilities within the next financial year, are described below. The Group based its assumptions and estimates on parameters available when the consolidated financial statements were prepared. Existing circumstances and assumptions about future developments, however, may change due to market changes or circumstances arising that are beyond the control of the Group. Such changes are reflected in the assumptions when they occur.

Valuation of insurance contract liabilities

Considerable judgement by management is required in the estimation of amounts due to contract holders arising from claims made under insurance contracts. Such estimates are necessarily based on assumptions about several factors involving varying, and possibly significant, degrees of judgement and uncertainty and actual results may differ from management's estimates resulting in future changes in estimated liabilities.

2. BASIS OF PREPARATION (cont.)

In particular, estimates have to be made for both the expected ultimate cost of claims reported and the expected ultimate cost of claims incurred but not yet reported (IBNR) at the consolidated statement of financial position date. The primary technique adopted by management in estimating the cost of notified and IBNR claims is that of using past claim settlement trends to predict future claims settlement trends. Claims requiring court or arbitration decisions are estimated individually. Independent loss adjusters normally estimate property claims. Management reviews its provisions for claims incurred, and claims incurred but not reported, on a quarterly basis.

Similar judgements, estimates and assumptions are employed in the assessment of adequacy of provisions for unearned premiums. Judgement is also required in determining whether the pattern of insurance service provided by a contract requires amortization of unearned premiums on a basis other than time apportionment.

Total carrying amount of insurance contract liabilities as at year ended 31 December 2021 was USD 575,899 thousand (2020: USD 492,255 thousand). As at 31 December 2021, gross incurred but not reported claims (IBNR) amounted to USD 268,953 thousand (2020: USD 179,921 thousand) out of the total insurance contract liabilities.

Valuation of investment properties

Investment properties amounted to USD 16,308 thousand as at 31 December 2021 (2020: USD 20,012 thousand) and are stated at fair value. Management has determined the fair value and in doing so has considered valuation performed by a third-party specialist. The valuation model used was in accordance with that recommended by the International Valuation Standards Committee. The investment properties are valued using the sales comparison approach. Under the sales comparison approach, a property's fair value is estimated based on comparable transactions. The sales comparison approach is based upon the principle of substitution under which a potential buyer will not pay more for the property than it will cost to buy a comparable substitute property. The unit of comparison applied by the Group is the price per square meter (sqm).

Valuation of investment properties of the associates

Investment in associates amounted to USD 5,693 thousand as at December 31, 2021 (2020: USD 11,583 thousand). The associates' main business is investing in investment properties located in Beirut, Lebanon. The investment properties of the associates are stated at fair value determined by management. In doing so, management has considered valuation performed by third party specialist using the sales comparison approach. The real estate market in Lebanon has changed significantly since the onset of the financial crisis that affected the country. Due to the relatively limited information available under the prevailing market conditions, and as a result of artificial demand created by investors outside the professional real estate development industry, who primarily aim to divest from cash assets into more secure holdings, prices found on the market are uncertain. Furthermore, since the majority of property owners are only accepting payments in US Dollars and not in local Lebanese currency, demand for commercial buildings has dropped considerably. Accordingly, prices found on the market at year end 2021, including achieved sales prices, are only indicative and may not hold if the market were to be corrected.

Expected credit loss for insurance receivables

The Group uses a provision matrix to calculate ECLs for insurance receivables. The provision rates are based on days past due for groupings of various policy holder's segments that have similar default patterns.

The provision matrix is initially based on the Group's historical observed default rates. The Group will calibrate the matrix to adjust the historical credit loss experience with forward-looking information. For instance, if forecast economic conditions (i.e., gross domestic product) are expected to deteriorate over the next year which can lead to an increased number of defaults in the sector, the historical default rates are adjusted. At every reporting date, the historical observed default rates are updated and changes in the forward-looking estimates are analyzed.

2. BASIS OF PREPARATION (cont.)

The amount of ECLs is sensitive to changes in circumstances and of forecast economic conditions. The Group's historical credit loss experience and forecast of economic conditions may also not be representative of policy holder's actual default in the future.

In its ECL models, the Group relies on a range of forward-looking information as economic inputs, such as:

- Real GDP growth by region
- Projected GDP growth by region

In determining impairment of financial assets, judgement is required in the estimation of the amount and timing of future cash flows as well as an assessment of whether the credit risk on the financial asset has increased significantly since initial recognition and incorporation of forward-looking information in the measurement of ECL.

The Group considers insurance receivables in default when contractual payments are 360 days past due, and in doing so management considers but does not depend only on the age of the relevant accounts receivable. The adequacy of the Group's past estimates as well as the high turnover ratio of receivables are also considered as main factors in evaluating the collectability of insurance receivables, especially in regions where the Group has experienced historical trends of slow collection such as the Middle East and Africa. Even in such regions, however, the Group has typically ultimately recovered the due premiums in full.

The Group has in place credit appraisal policies for written business. The Group monitors and follows up on receivables for insurance transactions on an ongoing basis. Wherever, as a result of this formal chasing process, management determines that the settlement of a receivable is not probable, a notice of cancellation (NOC) will be issued within 30 – 60 days from the premium past due date. If the premium due is not paid within the NOC period, the insurance policy will be cancelled ab initio.

The Group does not pay claims on policies where the policyholder is past due on premium payments, except for cases where the policyholder's broker confirms that the due premium is in the process of being collected.

Total expected credit losses on insurance receivables as at year ended 31 December 2021 was USD 14,356 thousand (2020: USD 9,235 thousand).

Ultimate premiums

In addition to reported premium income, the Group also includes an estimate for pipeline premiums representing amount due on business written but not yet reported. This is based on management's judgement of market conditions and historical data using premium development patterns evident from active underwriting years to predict ultimate premiums trends at the close of the fiscal period.

Estimated pipeline premiums as at year ended 31 December 2021 was USD 1,379 thousand (2020: USD 3,249 thousand).

3. CASH AT BANKS**(a) CASH AND CASH EQUIVALENTS**

	<u>2021</u>	<u>2020</u>
	<i>USD '000</i>	<i>USD '000</i>
Cash and bank balances*	205,866	120,303
Deposits with original maturities of three months or less.	36,280	13,136
	<u>242,146</u>	<u>133,439</u>

* This item includes restricted cash in the amount of USD 5,400 thousand placed in a trust account in favor of the National Association of Insurance Commissioners (NAIC) to secure policyholders' obligations in relation to US surplus and excess lines business licensed effective 1 April 2020 (31 December 2020: USD 5,400 thousand). In addition, this item includes a restricted call deposit (a deposit with original maturity over three months and less than one year) in the amount of USD 5,000 thousand (31 December 2020: USD 5,000 thousand) placed in favor of the Group as collateral against reinsurance arrangements. The interest earned on this deposit is recognised as a liability and transferred to the reinsurance company on a semi-annual basis.

(b) TERM DEPOSITS

	<u>2021</u>	<u>2020</u>
	<i>USD '000</i>	<i>USD '000</i>
Deposits with original maturities over three months and less than one year	136,278	138,510
Deposits with original maturities over one year	43,688	33,702
	<u>179,966</u>	<u>172,212</u>

The deposits are denominated in US Dollars and other US Dollars pegged currencies. All deposits earned interest in the range between 0.4%-3.0% (31 December 2020: 0.2%-4.5%) and are held for varying periods between three months up to 5 years depending on the immediate cash requirements of the Group.

4. INSURANCE RECEIVABLES

	<u>2021</u>	<u>2020</u>
	<i>USD '000</i>	<i>USD '000</i>
Receivables from insurance companies and intermediaries	193,701	175,840
Less: Expected credit losses on insurance receivables	(14,356)	(9,235)
	<u>179,345</u>	<u>166,605</u>

The movement in the expected credit losses is as follows:

	<u>2021</u>	<u>2020</u>
	<i>USD '000</i>	<i>USD '000</i>
Opening balance	9,235	6,394
Provision for the year	5,181	2,861
Write-offs	(60)	(20)
Ending balance	<u>14,356</u>	<u>9,235</u>

Insurance receivables are non-interest bearing. The Group does not obtain collateral over insurance receivables.

5. INVESTMENTS

The details of the Group's financial investments for the years 2021 and 2020 are as follows:

	<i>2021</i>			
	<i>Amortized cost</i>	<i>Fair value through other comprehensive income</i>	<i>Fair value through profit or loss</i>	<i>Total</i>
	<i>USD '000</i>	<i>USD '000</i>	<i>USD '000</i>	<i>USD '000</i>
Unquoted bonds*	2,934	—	—	2,934
Quoted bonds	—	418,445	—	418,445
Quoted funds and alternative investments	—	—	14,377	14,377
Quoted equities**	—	13,721	14,162	27,883
Unquoted equities***	—	7,046	—	7,046
Expected credit losses and impairment	(463)	—	—	(463)
	<u>2,471</u>	<u>439,212</u>	<u>28,539</u>	<u>470,222</u>
	<i>2020</i>			
	<i>Amortized cost</i>	<i>Fair value through other comprehensive income</i>	<i>Fair value through profit or loss</i>	<i>Total</i>
	<i>USD '000</i>	<i>USD '000</i>	<i>USD '000</i>	<i>USD '000</i>
Unquoted bonds*	3,103	—	—	3,103
Quoted bonds	—	390,918	—	390,918
Quoted funds and alternative investments	—	—	9,791	9,791
Quoted equities	—	14,935	12,989	27,924
Unquoted equities***	—	6,748	—	6,748
Expected credit losses and impairment	(397)	—	—	(397)
	<u>2,706</u>	<u>412,601</u>	<u>22,780</u>	<u>438,087</u>

The movement on the expected credit losses and impairment provision for the bonds at amortized cost is as follows:

	<i>2021</i>	<i>2020</i>
	<i>USD '000</i>	<i>USD '000</i>
Opening balance	397	268
Addition of provision for investment held at amortized cost	66	129
Ending balance	<u>463</u>	<u>397</u>

The addition of provision for bonds at FVTOCI for the year 2021 of USD 114 thousand (note 23) does not change the carrying amount of these investments (which are measured at fair value but gives rise to an equal and opposite gain in OCI).

* This includes an investment in an unquoted bond denominated in JOD (USD pegged currency) issued by 'Specialized Investment Compound Co.' a local company based in Jordan with a maturity date of 22 February 2016. The said company is currently under liquidation, due to which 85% of original bond holdings with nominal value amounting to USD 1,236 thousand were not paid on that maturity date.

5. INVESTMENTS (cont.)

This bond is backed up by collateral in the form of real estate properties. However, the Group management has provided USD 441 thousand to cover any potential impairment in the value of the collateral held against said investment by discounting the expected future cash flows generated from the underlying bond collaterals which mainly represent rental income.

** In 2020, the Group has sold part of its holdings in a quoted equity at fair value through OCI to take advantage of the increase in the market value of the investee. The quoted equities were purchased in 2011 and held as a long-term investment. Upon disposal, the fair value of the sold share was USD 3,859 thousand and the cumulative fair value change of USD 2,341 thousand remained in the fair value reserve.

*** The Group has two unquoted equity investments under level 3 designated at fair value through OCI valued at USD 6,614 thousand (2020: USD 6,314 thousand) and USD 432 thousand (2020: USD 434 thousand). As at 31 December 2021 and 2020, the Group has measured the fair value of the unquoted investment valued at USD 6,614 thousand (2020: USD 6,314 thousand) by adopting a market valuation approach namely 'multiples-based valuation' whereby earnings-based multiples of comparable companies were considered for the valuation.

As at 31 December 2021, the Group has measured the fair value of the unquoted investment valued at USD 432 thousand (31 December 2020: USD 434 thousand), by adopting a market valuation approach namely 'multiples-based valuation' whereby earnings-based multiples of comparable companies were considered for the valuation. For the year ended 31 December 2020, the Group had measured the fair value of the unquoted investment by considering an official sale offer received subsequent to year-end, which did not materialize in 2021.

There are no active markets for these investments.

The table below shows the sensitivity of the fair value of Level 3 financial assets as at 31 December 2021, 2020 and 2019:

	%	<i>Positive impact</i> USD '000	<i>Negative impact</i> USD '000	<i>Valuation variables</i>
2021	+/- 10	663	(663)	Market multiples applied to a range of financial performance measures****
2020	+/- 10	701	(701)	Market multiples applied to a range of financial performance measures And market multiples applied to implied value in a recent official sale offer
2019	+/- 10	574	(574)	Market multiples applied to a range of financial performance measures

**** As at 31 December 2021, the fair value measurement of the unquoted equity investment valued at USD 6,614 thousand (2020: USD 6,314 thousand) (2019: USD 5,261 thousand) was based on a combination of valuation multiples, with greater weight given to price to book value multiple. This has implied an equity value range of USD 7,277 thousand to USD 5,951 thousand (2020: USD 5,612 thousand to USD 7,015 thousand) (2019: USD 5,110 thousand to USD 5,561 thousand).

6. INVESTMENTS IN ASSOCIATES

The Group holds 32.7% equity ownership interest in companies registered in Lebanon as shown below, the investments in associated companies are accounted for using the equity method:

	<i>Country of incorporation</i>	<i>Ownership</i>	
		2021	2020
<i>Star Rock SAL Lebanon</i>	<i>Lebanon</i>	32.7%	32.7%
<i>Sina SAL Lebanon</i>	<i>Lebanon</i>	32.7%	32.7%
<i>Silver Rock SAL Lebanon</i>	<i>Lebanon</i>	32.7%	32.7%
<i>Golden Rock SAL Lebanon</i>	<i>Lebanon</i>	32.7%	32.7%

Movement on investments in associates is as follows:

	2021	2020
	<i>USD '000</i>	<i>USD '000</i>
Opening balance	11,583	13,062
Opening balance adjustments for hyperinflation and effect of movements in exchange rates recognised in other comprehensive income	1,358	—
Adjusted opening balance	12,941	13,062
Share of associated companies' financial results	(227)	(79)
Investment properties fair value adjustment	(7,021)	(1,902)
Reversal of provision for contingent liabilities	—	502
Share of loss from associates	(7,248)	(1,479)
Ending balance	5,693	11,583

The inflation in Lebanon has increased significantly in 2021, and the underlying quantitative and qualitative indicators following the deteriorating economic conditions and currency controls support the conclusion that Lebanon is a hyperinflationary economy.

Accordingly, for the purpose of the Group's consolidated financial statements, the associates' financial statements (which are based on historical cost approach, except for the investment properties which are measured at fair value) have been adjusted to be expressed in terms of the measuring unit current at the end of the reporting period by applying a general price index.

The following tables include summarized information of the Group's investments in associates for each year presented.

6. INVESTMENTS IN ASSOCIATES (cont.)

This information is presented on a 100% basis and reflects the adjustments made by the Group to the associated companies' own results in applying the equity method of accounting. Adjustments to the carrying amounts are recognized for changes in the Group's proportionate interests in the associates arising from changes in the associates' equity that have not been recognized in the associates' profit or loss. Changes include those arising from the revaluation of investment properties of the associates and provisions related to the income tax and social security contingencies that may arise on the associates.

	2021				Total USD '000
	<i>Star Rock SAL Lebanon</i> USD '000	<i>Sina SAL Lebanon</i> USD '000	<i>Silver Rock SAL Lebanon</i> USD '000	<i>Golden Rock SAL Lebanon</i> USD '000	
Current assets	7	11	3	344	365
Non-current assets.	1,870	1,287	2,091	13,538	18,786
Current liabilities	(120)	(148)	(29)	(182)	(479)
Non-current liabilities.	(152)	(152)	(151)	(805)	(1,260)
Net assets	1,605	998	1,914	12,895	17,412
The Group's share of net assets.	<u>525</u>	<u>326</u>	<u>626</u>	<u>4,216</u>	<u>5,693</u>
	2020				
	<i>Star Rock SAL Lebanon</i> USD '000	<i>Sina SAL Lebanon</i> USD '000	<i>Silver Rock SAL Lebanon</i> USD '000	<i>Golden Rock SAL Lebanon</i> USD '000	Total USD '000
Current assets	102	40	85	935	1,162
Non-current assets.	4,328	3,290	4,694	28,932	41,244
Current liabilities	(1,816)	(2,209)	(403)	(2,555)	(6,983)
Net assets	2,614	1,121	4,376	27,312	35,423
The Group's share of net assets.	<u>855</u>	<u>367</u>	<u>1,431</u>	<u>8,930</u>	<u>11,583</u>

The following table includes summarized information of the Group's share of loss from associates for years 2021, 2020 and 2019.

	2021				Total USD '000
	<i>Star Rock SAL Lebanon</i> USD '000	<i>Sina SAL Lebanon</i> USD '000	<i>Silver Rock SAL Lebanon</i> USD '000	<i>Golden Rock SAL Lebanon</i> USD '000	
Associates' revenues and results:					
Revenues	11	—	2	422	435
Net loss	(2,456)	(2,007)	(2,608)	(15,095)	(22,166)
The Group's share of loss	<u>(803)</u>	<u>(656)</u>	<u>(853)</u>	<u>(4,936)</u>	<u>(7,248)</u>

6. INVESTMENTS IN ASSOCIATES (cont.)

	2020				
	USD '000	USD '000	USD '000	USD '000	USD '000
Associates' revenues and results:					
Revenues	47	4	41	750	842
Net loss	(492)	(340)	(620)	(3,071)	(4,523)
The Group's share of loss	(161)	(111)	(203)	(1,004)	(1,479)
	2019				
	USD '000	USD '000	USD '000	USD '000	USD '000
Associates' revenues and results:					
Revenues	72	61	112	1,038	1,283
Net loss	(207)	(115)	(98)	(730)	(1,150)
The Group's share of loss	(67)	(38)	(32)	(239)	(376)

The associates' main business is investing in investment properties located in Beirut, Lebanon. The investment properties of the associates are stated at fair value to bring the associated companies' accounting policies in line with that of the Group's. The fair values of the investment properties have been determined by management and in doing so, management has considered valuation performed by third party specialist. The valuation model used was in accordance with that recommended by the International Valuation Standards Committee. The investment properties are valued using the sales comparison approach. Under the sales comparison approach, a property's fair value is estimated based on comparable transactions. The sales comparison approach is based upon the principle of substitution under which a potential buyer will not pay more for the property than it will cost to buy a comparable substitute property. The unit of comparison applied by the Group is the price per square meter (sqm) which represents the significant unobservable input used in the valuation process.

The real estate market in Lebanon has changed significantly since the onset of the financial crisis that affected the country. Due to the relatively limited information available under the prevailing market conditions, and as a result of artificial demand created by investors outside the professional real estate development industry, who primarily aim to divest from cash assets into more secure holdings, prices found on the market are uncertain. Furthermore, since the majority of property owners are only accepting payments in US Dollars and not in local Lebanese currency, demand for commercial buildings has dropped considerably. Accordingly, prices found on the market at year end 2021, including achieved sales prices, are only indicative and may not hold if the market were to be corrected.

All the investment properties generated rental income during the current year and the prior years, except for Sina SAL which did not generate rental income during 2021.

The sensitivity of the Group's consolidated statement of income for the years 2021, 2020 and 2019 to the change in the price used for the valuation of the investment properties owned by the associates was as follows:

	%	Impact on consolidated statement of income for the increase in price per square meter USD '000	Impact on consolidated statement of income for the decrease in price per square meter USD '000
2021	+/- 20	1,511	(1,511)
2020	+/- 20	1,773	(1,773)
2019	+/- 20	7,269	(7,269)

International General Insurance Holdings Ltd.
 NOTES TO THE CONSOLIDATED FINANCIAL STATEMENTS
 At 31 December 2021

7. OUTSTANDING CLAIMS

Movement in outstanding claims

	2021			2020			2019		
	Reinsurers'			Reinsurers'			Reinsurers'		
	Gross USD '000	share USD '000	Net USD '000	Gross USD '000	share USD '000	Net USD '000	Gross USD '000	share USD '000	Net USD '000
<i>At the beginning of the year</i>									
Reported claims	312,334	(160,373)	151,961	292,722	(163,191)	129,531	285,770	(170,125)	115,645
Claims incurred but not reported	179,921	(27,112)	152,809	120,331	(13,021)	107,310	98,610	(17,440)	81,170
	<u>492,255</u>	<u>(187,485)</u>	<u>304,770</u>	413,053	(176,212)	236,841	384,380	(187,565)	196,815
Claims paid	(119,722)	32,411	(87,311)	(134,761)	51,018	(83,743)	(131,151)	53,114	(78,037)
Provided during the year related to current accident year	257,233	(64,926)	192,307	225,950	(68,135)	157,815	150,799	(26,444)	124,355
(Released) provided during the year related to previous accident years	(53,867)	37,752	(16,115)	(11,987)	5,844	(6,143)	9,025	(15,317)	(6,292)
At the end of the year	<u>575,899</u>	<u>(182,248)</u>	<u>393,651</u>	492,255	(187,485)	304,770	413,053	(176,212)	236,841
<i>At the end of the year</i>									
Reported claims	306,946	(120,323)	186,623	312,334	(160,373)	151,961	292,722	(163,191)	129,531
Claims incurred but not reported	268,953	(61,925)	207,028	179,921	(27,112)	152,809	120,331	(13,021)	107,310
	<u>575,899</u>	<u>(182,248)</u>	<u>393,651</u>	492,255	(187,485)	304,770	413,053	(176,212)	236,841

Claims development

The following tables show the estimate of cumulative incurred claims, including both reported claims and claims incurred but not reported for each successive accident year at each statement of financial position date, together with cumulative payments to date.

Gross of reinsurance, the claims development table is as follows:

	All prior years														Total
	2009	2010	2011	2012	2013	2014	2015	2016	2017	2018	2019	2020	2021	USD	
	USD	USD	USD	USD	USD	USD	USD	USD	USD	USD	USD	USD	USD	USD	USD
	'000	'000	'000	'000	'000	'000	'000	'000	'000	'000	'000	'000	'000	'000	'000
At end of accident year	94,376	122,323	128,498	133,595	159,549	152,384	174,601	175,094	278,298	196,709	150,799	225,950	257,233		
One year later	75,295	108,523	106,567	119,425	155,958	114,972	160,100	173,369	309,258	219,593	143,093	219,794			
Two years later	67,119	105,943	100,764	108,557	148,161	101,352	149,533	167,695	317,053	213,655	126,522				
Three years later	68,497	100,572	110,286	110,046	142,309	92,846	145,921	158,572	317,778	191,253					
Four years later	68,217	99,513	114,464	103,996	133,917	88,210	142,926	162,210	311,662						
Five years later	67,909	101,599	110,266	104,541	132,992	85,621	142,478	162,215							
Six years later	67,807	100,199	111,774	103,167	130,844	83,183	141,758								
Seven years later	67,614	100,303	110,644	97,918	130,616	82,709									
Eight years later	68,115	100,073	111,028	97,998	130,374										
Nine years later	68,950	100,120	111,198	98,088											
Ten years later	68,882	99,972	109,706												
Eleven years later	69,169	100,497													
Twelve years later	68,881														
Current estimate of cumulative claims incurred	240,860	68,881	100,497	109,706	98,088	130,374	82,709	141,758	162,215	311,662	191,253	126,522	219,794	257,233	2,241,552
Cumulative payments to date	239,391	68,278	100,188	103,590	95,657	129,783	82,488	136,793	154,033	279,011	114,862	77,459	64,824	19,296	1,665,653
Gross liability included in the consolidated statement of financial position															<u>575,899</u>

International General Insurance Holdings Ltd.
 NOTES TO THE CONSOLIDATED FINANCIAL STATEMENTS
 At 31 December 2021

7. OUTSTANDING CLAIMS (cont.)

Net of reinsurance, the claims development table is as follows:

	<i>All prior years</i>													<i>Total</i>	
	2009	2010	2011	2012	2013	2014	2015	2016	2017	2018	2019	2020	2021		
	<i>USD</i> <i>'000</i>	<i>USD</i> <i>'000</i>	<i>USD</i> <i>'000</i>	<i>USD</i> <i>'000</i>	<i>USD</i> <i>'000</i>	<i>USD</i> <i>'000</i>	<i>USD</i> <i>'000</i>	<i>USD</i> <i>'000</i>	<i>USD</i> <i>'000</i>	<i>USD</i> <i>'000</i>	<i>USD</i> <i>'000</i>	<i>USD</i> <i>'000</i>	<i>USD</i> <i>'000</i>		<i>USD</i> <i>'000</i>
At end of accident year	63,259	71,380	76,231	100,119	123,553	115,851	92,893	98,771	110,341	94,266	124,355	157,815	192,307		
One year later	52,099	63,488	60,555	88,131	121,694	90,078	86,991	94,055	117,163	105,797	115,739	155,639	—		
Two years later	46,911	62,020	59,556	78,090	120,600	79,209	79,846	90,077	116,435	108,521	100,104	—	—		
Three years later	48,882	58,897	60,662	81,521	117,084	73,250	75,311	85,366	113,949	112,970	—	—	—		
Four years later	48,707	58,182	62,272	77,268	109,460	70,070	73,132	89,184	112,040	—	—	—	—		
Five years later	48,310	60,146	59,826	77,798	107,701	66,693	72,641	89,230	—	—	—	—	—		
Six years later	48,348	58,648	60,329	76,773	107,500	65,626	71,945	—	—	—	—	—	—		
Seven years later	48,194	58,726	58,084	71,644	107,269	65,482	—	—	—	—	—	—	—		
Eight years later	48,713	58,540	57,329	71,620	107,059	—	—	—	—	—	—	—	—		
Nine years later	49,446	58,590	57,425	71,745	—	—	—	—	—	—	—	—	—		
Ten years later	49,437	58,460	57,398	—	—	—	—	—	—	—	—	—	—		
Eleven years later	49,697	58,859	—	—	—	—	—	—	—	—	—	—	—		
Twelve years later	49,404	—	—	—	—	—	—	—	—	—	—	—	—		
Current estimate of cumulative claims incurred	148,610	49,404	58,859	57,398	71,745	107,059	65,482	71,945	89,230	112,040	112,970	100,104	155,639	192,307	1,392,792
Cumulative payments to date	147,326	48,851	58,590	55,232	69,469	106,523	64,658	68,751	82,223	94,196	80,419	62,814	44,025	16,064	999,141
Net liability included in the consolidated statement of financial position															393,651

8. UNEARNED PREMIUMS

	2021			2020			2019		
	<i>Gross</i>	<i>Reinsurers' share</i>		<i>Gross</i>	<i>Reinsurers' share</i>		<i>Gross</i>	<i>Reinsurers' share</i>	
		<i>USD</i> <i>'000</i>	<i>USD</i> <i>'000</i>		<i>USD</i> <i>'000</i>	<i>USD</i> <i>'000</i>		<i>USD</i> <i>'000</i>	<i>USD</i> <i>'000</i>
Opening balance	277,268	(50,077)	227,191	206,214	(33,917)	172,297	168,255	(32,567)	135,688
Premiums written	545,582	(162,973)	382,609	467,273	(128,863)	338,410	349,292	(97,139)	252,153
Premiums earned	(494,124)	148,926	(345,198)	(396,219)	112,703	(283,516)	(311,333)	95,789	(215,544)
	<u>328,726</u>	<u>(64,124)</u>	<u>264,602</u>	<u>277,268</u>	<u>(50,077)</u>	<u>227,191</u>	<u>206,214</u>	<u>(33,917)</u>	<u>172,297</u>

9. DEFERRED EXCESS OF LOSS PREMIUMS

The movement in deferred excess of loss premiums in the consolidated statement of financial position is as follows:

	2021		2020	2019
	<i>USD</i> <i>'000</i>	<i>USD</i> <i>'000</i>	<i>USD</i> <i>'000</i>	<i>USD</i> <i>'000</i>
Opening balance	17,095		15,173	12,449
Additions	38,207		40,726	37,492
Charged to consolidated statement of income under reinsurers' share of insurance premiums	(38,064)		(38,804)	(34,768)
Ending balance	<u>17,238</u>		<u>17,095</u>	<u>15,173</u>

10. DEFERRED POLICY ACQUISITION COSTS

	<i>2021</i>	<i>2020</i>	<i>2019</i>
	<i>USD '000</i>	<i>USD '000</i>	<i>USD '000</i>
Opening balance	55,172	41,713	36,404
Acquisition costs during the year	95,871	84,002	64,675
Charged to consolidated statement of income	(86,201)	(70,543)	(59,366)
Ending balance	64,842	55,172	41,713

11. OTHER ASSETS

	<i>2021</i>	<i>2020</i>
	<i>USD '000</i>	<i>USD '000</i>
Accrued interest income	4,924	4,213
Prepaid expenses	1,746	1,978
Refundable deposits	123	121
Employees receivables	4	7
Funds held in trust accounts	2,818	2,103
Income tax receivables	130	120
Trade receivables	9	13
Investments proceeds receivables	—	894
Others	188	113
	9,942	9,562

The carrying values of the other assets above as at years ending 31 December 2021 and 2020 approximate fair value.

12. INVESTMENT PROPERTIES

The following table includes summarized information of the Group's investment properties:

	<i>2021</i>		
	<i>Commercial building</i>	<i>Lands*</i>	<i>Total</i>
	<i>USD '000</i>	<i>USD '000</i>	<i>USD '000</i>
Opening balance	18,168	1,844	20,012
Additions	36	—	36
Sale of investment properties	—	(1,128)	(1,128)
Transfer to property, premises and equipment	(1,312)	—	(1,312)
Fair value adjustment (note 23)	(1,209)	(91)	(1,300)
Ending balance	15,683	625	16,308
	<i>2020</i>		
	<i>Commercial building</i>	<i>Lands*</i>	<i>Total</i>
	<i>USD '000</i>	<i>USD '000</i>	<i>USD '000</i>
Opening balance	20,063	5,649	25,712
Additions	32	42	74
Sale of investment properties	—	(3,739)	(3,739)
Fair value adjustment (note 23)	(1,899)	(108)	(2,007)
Foreign currency adjustment	(28)	—	(28)
Ending balance	18,168	1,844	20,012

* Lands amounting to USD 625 thousand as at 31 December 2021 (2020: USD 1,844 thousand) are registered in the name of a former Director. The Group has obtained a proxy and has full control over these investment properties (note 27).

12. INVESTMENT PROPERTIES (cont.)

In 2021, the Group sold a number of plots with total carrying value of USD 1,128 thousand (2020: USD 3,739 thousand) and recognized a loss of USD 8 thousand (2020: loss of USD 213 thousand).

The fair values of investment properties have been determined by management and in doing so has considered a valuation performed by third parties who are specialists in valuing these types of investment properties. The valuation model used was in accordance with that recommended by the International Valuation Standards Committee. The investment properties are valued using the sales comparison approach. Under the sales comparison approach, a property's fair value is estimated based on comparable transactions. The sales comparison approach is based upon the principle of substitution under which a potential buyer will not pay more for the property than it will cost to buy a comparable substitute property. The management believes that this valuation technique falls under level 3 of the fair value hierarchy since investment properties market is not very active.

The sensitivity of the Group financial statements to the change in the price used for the valuation of the investment properties was as the following:

	%	Price per square meter USD	Impact on consolidated statement of income for the increase in price per square meter USD '000	Impact on consolidated statement of income for the decrease in price per square meter USD '000
<i>Commercial building</i>				
2021	+/- 10	875	1,565	(1,565)
2020.....	+/- 10	1,016	1,816	(1,816)
2019.....	+/- 10	1,122	2,006	(2,006)
	%	Price per square meter USD	Impact on consolidated statement of income for the increase in price per square meter USD '000	Impact on consolidated statement of income for the decrease in price per square meter USD '000
<i>Lands</i>				
2021	+/- 10	168	62	(62)
2020.....	+/- 10	189	184	(184)
2019.....	+/- 10	203	565	(565)

13. PROPERTY, PREMISES AND EQUIPMENT

	<i>Office buildings</i>	<i>Aircraft</i>	<i>Office furniture</i>	<i>Computers</i>	<i>Equipment</i>	<i>Leasehold improvements</i>	<i>Vehicles</i>	<i>Work in progress</i>	<i>Right of use assets</i>	<i>Total</i>
	<i>USD</i>	<i>USD</i>	<i>USD</i>	<i>USD</i>	<i>USD</i>	<i>USD</i>	<i>USD</i>	<i>USD</i>	<i>USD</i>	<i>USD</i>
	<i>'000</i>	<i>'000</i>	<i>'000</i>	<i>'000</i>	<i>'000</i>	<i>'000</i>	<i>'000</i>	<i>'000</i>	<i>'000</i>	<i>'000</i>
Cost										
At 1 January 2021	2,681	11,290	1,678	1,862	293	1,419	1,011	76	4,035	24,345
Additions	4	—	103	160	12	98	—	1,109	1,269	2,755
Transfers	1,311	—	116	94	2	838	—	(1,050)	—	1,311
Disposals	—	—	(101)	(22)	(3)	(69)	—	—	—	(195)
At 31 December 2021	<u>3,996</u>	<u>11,290</u>	<u>1,796</u>	<u>2,094</u>	<u>304</u>	<u>2,286</u>	<u>1,011</u>	<u>135</u>	<u>5,304</u>	<u>28,216</u>
Depreciation										
At 1 January 2021	923	3,615	1,440	1,605	284	1,318	871	—	1,121	11,177
Deprecation for the year	35	903	42	186	6	102	47	—	994	2,315
Disposals	—	—	(75)	(22)	(3)	(35)	—	—	—	(135)
At 31 December 2021	<u>958</u>	<u>4,518</u>	<u>1,407</u>	<u>1,769</u>	<u>287</u>	<u>1,385</u>	<u>918</u>	<u>—</u>	<u>2,115</u>	<u>13,357</u>
Net carrying amount										
At 31 December 2021	<u>3,038</u>	<u>6,772</u>	<u>389</u>	<u>325</u>	<u>17</u>	<u>901</u>	<u>93</u>	<u>135</u>	<u>3,189</u>	<u>14,859</u>
Cost										
At 1 January 2020	2,679	11,290	1,652	1,646	291	1,411	1,011	9	1,925	21,914
Additions	22	—	26	210	2	8	—	76	2,012	2,356
Transfers	—	—	—	9	—	—	—	(9)	—	—
Disposals	—	—	—	(3)	—	—	—	—	—	(3)
Adjustments	(20)	—	—	—	—	—	—	—	98	78
At 31 December 2020	<u>2,681</u>	<u>11,290</u>	<u>1,678</u>	<u>1,862</u>	<u>293</u>	<u>1,419</u>	<u>1,011</u>	<u>76</u>	<u>4,035</u>	<u>24,345</u>
Depreciation										
At 1 January 2020	894	2,709	1,383	1,436	282	1,250	814	—	411	9,179
Deprecation for the year	29	906	57	172	2	68	57	—	584	1,875
Disposals	—	—	—	(3)	—	—	—	—	—	(3)
Adjustments	—	—	—	—	—	—	—	—	126	126
At 31 December 2020	<u>923</u>	<u>3,615</u>	<u>1,440</u>	<u>1,605</u>	<u>284</u>	<u>1,318</u>	<u>871</u>	<u>—</u>	<u>1,121</u>	<u>11,177</u>
Net carrying amount										
At 31 December 2020	<u>1,758</u>	<u>7,675</u>	<u>238</u>	<u>257</u>	<u>9</u>	<u>101</u>	<u>140</u>	<u>76</u>	<u>2,914</u>	<u>13,168</u>

The depreciation of the aircraft for the year ended 31 December 2021 amounting to USD 903 thousand (2020: USD 906 thousand) (2019: USD 903 thousand) was allocated proportionally between the other expenses and general and administrative expenses based on the flight hours of chartered trips and business-related trips, respectively. The depreciation and amortization (note 14) charges for the years ended 31 December 2021, 2020 and 2019 were allocated as follows:

	<i>2021</i>	<i>2020</i>	<i>2019</i>
	<i>USD '000</i>	<i>USD '000</i>	<i>USD '000</i>
Property, premises and equipment depreciation charge for the year	2,315	1,875	1,907
Intangible assets amortization charge for the year (note 14)	1,248	737	49
Aircraft depreciation allocated to listing transaction deferred cost	—	—	(73)
Aircraft depreciation allocated to other expenses (note 24)	(750)	(632)	(595)
Total depreciation and amortization allocated to G&A (note 22)	<u>2,813</u>	<u>1,980</u>	<u>1,288</u>

Fully depreciated property, premises and equipment still in use amounted to USD 5,467 thousand as at 31 December 2021 (2020: USD 5,408 thousand).

14. INTANGIBLE ASSETS

	2021				2020		
	<i>Computer software/licenses</i>	<i>Work in progress</i>	<i>Goodwill</i>	<i>Total</i>	<i>Computer software/licenses</i>	<i>Work in progress*</i>	<i>Total</i>
	<i>USD '000</i>	<i>USD '000</i>	<i>USD '000</i>	<i>USD '000</i>	<i>USD '000</i>	<i>USD '000</i>	<i>USD '000</i>
Cost							
Beginning balance	6,584	—	—	6,584	1,191	3,832	5,023
Additions	853	6	41	900	1,423	138	1,561
Transfers	—	—	—	—	3,970	(3,970)	—
Ending balance	<u>7,437</u>	<u>6</u>	<u>41</u>	<u>7,484</u>	<u>6,584</u>	<u>—</u>	<u>6,584</u>
Amortization and impairment							
Beginning balance	1,874	—	—	1,874	1,137	—	1,137
Additions	1,248	—	—	1,248	737	—	737
Impairment loss (note 34)	—	—	41	41	—	—	—
Ending balance	<u>3,122</u>	<u>—</u>	<u>41</u>	<u>3,163</u>	<u>1,874</u>	<u>—</u>	<u>1,874</u>
Net carrying amount	<u>4,315</u>	<u>6</u>	<u>—</u>	<u>4,321</u>	<u>4,710</u>	<u>—</u>	<u>4,710</u>

* Effective 1 April 2020, the Group has fully implemented a new core insurance system and transferred the work in progress amount to the software and licenses account within intangible assets.

15. INSURANCE PAYABLES

	2021	2020
	<i>USD '000</i>	<i>USD '000</i>
Payables due to insurance companies and intermediaries	5,004	2,593
Reinsurers – amounts due in respect of ceded premium	84,515	80,868
	<u>89,519</u>	<u>83,461</u>

16. OTHER LIABILITIES

	2021	2020
	<i>USD '000</i>	<i>USD '000</i>
Accounts payable	11,259	5,011
Accrued expenses and other accruals	12,773	10,970
Lease liabilities*	3,753	2,954
Income tax payable	1,254	1,556
	<u>29,039</u>	<u>20,491</u>

* Set out below are the carrying amount of the Group's lease liabilities and the movement during the year:

16. OTHER LIABILITIES (cont.)

	<u>2021</u>	<u>2020</u>
	<i>USD '000</i>	<i>USD '000</i>
Opening balance	2,954	1,563
Additions	1,269	2,012
Interest expense (note 22)	358	203
Payments	(783)	(796)
Foreign currency adjustment	(45)	(28)
Ending balance	3,753	2,954
Current	1,001	761
Non-current	2,752	2,193

The Group used discount rates ranging between 1.5% – 4.1% (2020: 1.5% – 4.1%) and the amount of the undiscounted lease liabilities was USD 4,142 thousand as at 31 December 2021 (2020: USD 3,169 thousand).

17. DERIVATIVE FINANCIAL LIABILITY

In connection with the Business Combination (note 33), the Group issued 17,250,000 warrants, including (i) 12,750,000 warrants issued to former stockholders of Tiberius (the “Public Warrants”) and (ii) 4,500,000 warrants that were issued in exchange for 4,000,000 Tiberius warrants transferred to Wasef Jabsheh and 500,000 Tiberius warrants transferred to Argo Re Ltd., a Bermuda exempted company (the “Private Warrants”).

No Public or Private Warrants (together, the “Warrants”) have been exercised or redeemed since originally issued and until the date of these consolidated financial statements.

Upon initial recognition, the fair value of the Warrants has been determined using a combination of a market approach and valuation technique used by an independent third-party valuation specialist (for further details refer to note 33). Based on that, the estimated fair value of the Warrants was USD 9,210 thousand.

The Private Warrants are registered for resale on the Group’s registration statement on Form F-3 and are freely tradable into the public market if holders want to sell them.

The Public Warrants and Private Warrants have similar terms, with differences in a few features. The Private Warrants include transfer restrictions, but if they are transferred to an unrelated party then the Private Warrants become identical to Public Warrants. Accordingly, the Private Warrants are valued based on the fair value of the Public Warrants which are listed on Nasdaq.

The table below illustrates the movement on the Warrants during the year:

	<u>2021</u>	<u>2020</u>
	<i>USD '000</i>	<i>USD '000</i>
Fair value of Warrants at the beginning of the period / Initial recognition of Warrants at the close of the Business Combination	13,628	9,210
Change in fair value for the year	(690)	4,418
Fair value of Warrants at the end of the year	12,938	13,628

18. UNEARNED COMMISSIONS

The movement in unearned commissions in the consolidated statement of financial position is as follows:

	<i>2021</i>	<i>2020</i>	<i>2019</i>
	<i>USD '000</i>	<i>USD '000</i>	<i>USD '000</i>
As at 1 January	11,038	8,910	8,010
Commissions received	25,722	18,181	14,830
Commissions earned	(23,035)	(16,053)	(13,930)
As at 31 December	13,725	11,038	8,910

19. EQUITY**Common shares**

Under the Amended and Restated Bye-laws, the authorized share capital of the Group consists of 750,000,000 common shares, par value USD 0.01 per share, and 100,000,000 preference shares, par value USD 0.01 per share. As at 31 December 2019 as well as immediately prior to the closing of the Business Combination on 17 March 2020 (the “Closing”), the Company was authorized to issue 1,000 common shares, USD 0.01 par value per share and 1,000 preference shares, USD 0.01 par value per share, and there was one common share issued and outstanding and no preference shares issued and outstanding. As at 31 December 2021, the authorized share capital was 48,880,441 (2020: 48,573,251) common shares issued and outstanding (including 3,012,500 common shares (“Earnout Shares”) subject to vesting but which are issued and outstanding for purposes of voting and receipt of dividends), and no preference shares issued and outstanding. All of the issued and outstanding common shares are fully paid.

The following table sets out the number of common shares issued and outstanding as at 31 December 2021 and 2020:

	<i>2021</i>	
	<i>No. of shares</i>	<i>Par value USD '000</i>
Common shares (par value of USD 0.01)	45,471,084	455
Earnout shares* (par value of USD 0.01)	3,012,500	30
Restricted shares awards (par value of USD 0.01) (note 32)	396,857	4
	48,880,441	489
	<i>2020</i>	
	<i>No. of shares</i>	<i>Par value USD '000</i>
Common shares (par value of USD 0.01)	45,426,251	455
Earnout shares* (par value of USD 0.01)	3,012,500	30
Restricted shares awards (par value of USD 0.01) (note 32)	134,500	1
	48,573,251	486

* The Earnout Shares are subject to vesting at stock prices ranges from USD 11.50 to 15.25. The Earnout Shares are considered outstanding shares and have dividend and voting rights, however, the Earnout Shares are non-transferable by their holders until they vest and, if the Earnout Shares do not vest on or prior to 17 March 2028, they will be cancelled by the Company.

19. EQUITY (cont.)**Fair value reserve**

The movement of this item is as follows:

	<u>2021</u>	<u>2020</u>	<u>2019</u>
	<u>USD '000</u>	<u>USD '000</u>	<u>USD '000</u>
Balance at the beginning of the year	18,160	4,274	954
Net change in fair value reserve during the year for bonds at fair value through OCI, net of tax	(9,240)	11,481	4,209
Net change in fair value reserve during the year for equities at fair value through OCI	(819)	(71)	(866)
Realized gain on sale of equities at fair value through other comprehensive income	—	2,341	—
ECL charge (release) transferred to consolidated statement of income	114	135	(23)
Balance at the end of the year	<u>8,215</u>	<u>18,160</u>	<u>4,274</u>

Foreign currency translation reserve

The foreign currency translation reserve is used to record the exchange difference arising from the translation of the financial statements of foreign subsidiaries and associates to the Group's functional currency.

20. TREASURY SHARES

The former general shareholders of International General Insurance Holdings Limited — Dubai approved in its extraordinary meeting dated 24 November 2013 the purchase of the company's own shares up to 15% of the issued shares and to be treated as treasury shares in accordance with the applicable DIFC laws and regulations. Pursuant to the above authorization, 2,350 thousand treasury shares were purchased during 2019 which were recorded at an amount of USD 5,053 thousand. Total treasury shares amount as at 31 December 2019 was USD 20,103 thousand (note 27). During 2020, Treasury shares were eliminated as part of the Business Combination Agreement.

21. CASH DIVIDENDS**Cash dividends declared and paid:**

The Board of Directors resolved to pay the following dividends for the years 2021, 2020 and 2019:

- On 12 August 2021: USD 7,821 thousand (Dividend per share: USD 0.16)
- On 25 March 2021: USD 8,288 thousand (Dividend per share: USD 0.17)
- On 13 August 2020: USD 4,360 thousand (Dividend per share: USD 0.09)
- On 21 March 2019: USD 5,455 thousand (Dividend per share excluding treasury shares: USD 0.04)
- On 22 August 2019: USD 5,361 thousand (Dividend per share excluding treasury shares: USD 0.04)

There are no cash dividends declared but not paid as at 31 December 2021, 2020 and 2019.

22. GENERAL AND ADMINISTRATIVE EXPENSES

	<u>2021</u>	<u>2020</u>	<u>2019</u>
	<u>USD '000</u>	<u>USD '000</u>	<u>USD '000</u>
Human resources expenses	36,184	29,955	26,700
Business promotion, travel and entertainment	1,358	1,349	3,340
Statutory, advisory and rating	9,938	6,174	3,463
Information technology and software	3,123	2,719	1,872
Office operation	1,270	1,518	1,460
Depreciation and amortization (note 13)	2,813	1,980	1,288
Impairment of goodwill (note 34).	41	—	—
Interest expense arising from lease liabilities (note 16)	358	203	108
Bank charges	128	122	137
Corporate expenses	3,733	2,903	898
	<u>58,946</u>	<u>46,923</u>	<u>39,266</u>

23. NET INVESTMENT INCOME

	<u>2021</u>	<u>2020</u>	<u>2019</u>
	<u>USD '000</u>	<u>USD '000</u>	<u>USD '000</u>
Interest income	14,049	12,169	10,866
Dividends from equities at FVTOCI	78	128	721
Dividends from equities at FVTPL	705	562	391
<i>Realized gains and losses on investments</i>			
Realized loss on sale of bonds at FVTOCI	(88)	(411)	(629)
Realized gain on sale of FVTPL equities and mutual funds	396	1,599	947
<i>Unrealized gains and losses on investments</i>			
Unrealized gain (loss) on revaluation of financial assets at FVTPL	3,089	(241)	1,591
<i>Gains and losses from investments in properties</i>			
Realized (loss) gain on sale of investment properties	(8)	(213)	679
Fair value (loss) gain on investment properties (note 12)	(1,300)	(2,007)	(304)
Rental income	163	190	203
<i>Impairment and expected credit losses on investments</i>			
Expected credit loss on financial assets at FVOCI	(114)	(135)	23
Expected credit loss on financial assets at amortized cost	(66)	(129)	13
Investments custodian fees and other investments expenses	(870)	(1,545)	(1,127)
	<u>16,034</u>	<u>9,967</u>	<u>13,374</u>

24. OTHER REVENUES (EXPENSES)

	<u>2021</u>	<u>2020</u>	<u>2019</u>
	<u>USD '000</u>	<u>USD '000</u>	<u>USD '000</u>
Other revenues:			
Chartered flights revenue	1,844	372	1,428
	<u>1,844</u>	<u>372</u>	<u>1,428</u>
Other expenses:			
Aircraft operational cost	(1,883)	(1,260)	(1,574)
Aircraft depreciation expense (note 13)	(750)	(632)	(595)
Loss on disposal of property, premises and equipment	(60)	—	(26)
	<u>(2,693)</u>	<u>(1,892)</u>	<u>(2,195)</u>

25. LISTING RELATED EXPENSES

Transaction costs incurred by the Group during 2020 and 2019 mainly consist of professional fees (legal, accounting, etc.) and other miscellaneous cost that are directly related to the listing transaction.

Transaction costs amounting to USD 3,366 thousand were charged to the consolidated statement of income for the year ended 31 December 2020 (2019: USD 4,832 thousand).

26. COMMITMENTS AND CONTINGENCIES

As of the date of the consolidated financial statements, the Group is contingently liable for the following:

- Letters of Credit amounting to USD 6,550 thousand to the order of reinsurance companies for collateralizing insurance contract liabilities in accordance with the reinsurance arrangements (31 December 2020: USD 7,994 thousand).
- Letter of Guarantee amounting to USD 327 thousand to the order of Friends Provident Life Assurance Limited for collateralizing a rent payment obligation in one of the Group entity's office premises (31 December 2020: USD 321 thousand).
- In 2021, the Group signed a legally non-binding agreement with the University of California, San Francisco Foundation to contribute an amount of USD 1,250 thousand in five instalments over five years to support cancer research projects. As at 31 December 2021, the Group has paid USD 250 thousand and the remaining four instalments amounted to USD 1,000,000 shall be made equally over the years from 2022 to 2025.

Litigations

The Group was engaged in an arbitration proceeding at 31 December 2020 with certain reinsurers represented by an underwriting agent ("agent") with respect to certain matters related to the Group's outward reinsurance programme for the years 2012 to 2017.

The Group commenced the arbitration proceeding with the agent for these reinsurers after they failed to make payment of approximately USD 5.7 million which the Group believes is due from them (based on figures as at 30 June 2019). As at 31 December 2020, the Group was seeking to recover approximately USD 15.3 million from the reinsurers, plus interest and legal costs. In response, the agent alleged that certain matters were not adequately disclosed and was seeking to void the policies. The Group believes that the allegations were without merit and committed to vigorously defend itself in this matter. Accordingly, no provision for any liability was recorded in the prior year consolidated financial statements as at 31 December 2020. The arbitration hearing was scheduled for April 2021.

Before the start of the final hearing in April 2021, the matters under arbitration were resolved (and the arbitration discontinued) between the Group and reinsurers. The outward reinsurance policies remain in full force and effect. The resolution has no material impact on the Group's business, results of operations or financial condition.

27. RELATED PARTIES

Related parties represent major shareholders, associates, directors and key management personnel of the Group and entities controlled, jointly controlled or significantly influenced by such parties. Pricing policies and terms of these transactions are approved by the Group's management.

- Compensation of key management personnel of the Group for the year ended 31 December 2021, consisting of salaries and benefits was USD 7,144 thousand (2020: USD 5,764 thousand) (2019: USD 4,600 thousand). Out of the total amount of key management personnel compensation, an amount of USD 1,352 thousand (2020: USD 1,138 thousand) (2019: USD 297 thousand) represents long-term benefits. Out of these long-term benefits, USD Nil (2020: USD 887 thousand) (2019: USD 297 thousand) represent a phantom share option plan linked to the value of an ordinary share of the Group. The said plan was terminated during the year 2020 as a result of 'change in control' as defined in the plan whereby all outstanding phantom shares were immediately vested and exercisable on business combination date of 17 March 2020 (note 33). All option holders have opted for cash payment of exercisable phantom shares per the terms of plan. In addition, USD 1,352 thousand of long-term benefits represents earn out value of share-based expenses as of 31 December 2021 (2020: USD 251 thousand) resulting from issuance of Restricted Shares Awards to key management personnel during the year pursuant to 'International General Insurance Holdings Ltd. 2020 Omnibus Incentive Plan' (note 32).

Post completion of the Business Combination, the Group has reviewed its list of 'key management personnel' in accordance with IAS 24 (Related Party Disclosures) requirements and accordingly considered the persons who were named as executive officers of the company with Nasdaq as 'Key management personnel'. Those officers have the authority and responsibility for planning, directing, and controlling the activities of the Group. In addition, they represent the Group's executive committee which acts in the capacity of chief operating decision maker (note 31).

- In 2019, the Group rented a boat for business promotion from a company owned by major shareholder, the total expense charged to the general and administrative expenses was USD 382 thousand (2021: USD Nil) (2020: USD Nil).
- The Group has paid aircraft management fees and chartering revenues commission in the amount of USD 244 thousand (2020: USD 114 thousand) (2019: USD 84 thousand) to Arab wings Co. where a shareholder has a controlling interest. As at 31 December 2021, there was an amount of USD 186 thousand payable to Arab Wings Co. (2020: Receivable of USD 37 thousand).
- There are no balances due from key management personnel of the Group as at 31 December 2021 and 2020.
- During 2019, the Group entered into a share buyback agreement with a former director and shareholder whereby 2,350 thousand treasury shares were purchased with total amount of USD 5,053 thousand (note 20). The above transaction arose as a result of an advance of USD 5,000 thousand for investment in a company where the former director and shareholder has a controlling interest. The investment was not completed and in exchange for the advanced funds, the Group purchased the above treasury shares. During 2020, Treasury shares were eliminated as a part of the Business Combination Agreement.
- Included within the investment properties (note 12) are lands with a total amount of USD 625 thousand (2020: USD 1,844 thousand) registered in the name of a former Director of the Group. The Group has obtained a proxy and has full control over these investment properties.
- In connection with the Business Combination (note 33) the Group issued 4,000,000 warrants in exchange for 4,000,000 Tiberius warrants transferred to Wasef Jabshah (the Chief Executive Officer and Chairman of the Board of Directors) (note 17). As at 31 December 2021, none of the Warrants have been exercised or redeemed since originally issued.
- On 31 March 2021, the Board of Directors approved the grant of 132,190 restricted shares to Wasef Jabshah (the Chief Executive Officer and Chairman of the Board of Directors) pursuant to the Group's 2020 Omnibus Incentive Plan (note 32).

28. TAXATION

The components of income tax expense are as follows:

	<u>2021</u>	<u>2020</u>	<u>2019</u>
	<i>USD '000</i>	<i>USD '000</i>	<i>USD '000</i>
Current income tax:			
Current income tax charge	2,052	2,374	704
Adjustments in respect of current income tax of prior years . .	97	(7)	—
Deferred tax:			
Origination and reversal of temporary differences	(402)	(292)	1,247
Effect of tax rate change	—	—	(131)
Adjustment in respect of prior years	—	—	(132)
Income tax charge for the year	<u>1,747</u>	<u>2,075</u>	<u>1,688</u>

The income tax expense appearing in the consolidated statement of income relate to the following subsidiaries:

	<u>2021</u>	<u>2020</u>	<u>2019</u>
	<i>USD '000</i>	<i>USD '000</i>	<i>USD '000</i>
Income tax expense for IGI Labuan – current year	71	66	—
Corporate tax for IGI Casablanca (Representative Office) – current year	7	6	4
Income tax credits for North Star Underwriting Limited – current year	(21)	(9)	—
Income tax expense for IGI UK – current year	1,995	2,311	700
Income tax credit for IGI UK – prior years	97	(7)	—
Addition of deferred tax assets IGI Europe	(347)	—	984
Release of deferred tax liabilities for IGI UK.	(55)	(292)	—
Income tax charge for the year	<u>1,747</u>	<u>2,075</u>	<u>1,688</u>

- Effective 1 January 2019, the Labuan Business Activity Tax Law has been revised and accordingly, Labuan registered entities can no longer elect to pay the RM20 thousand flat tax rate and instead are subject to 3% tax on the audited net profits. In 2021, IGI Labuan recorded tax expense of USD 71 thousand representing 3% of the audited net profits (2020: USD 66 thousand). In 2019, IGI Labuan has recorded a net loss, and as a result no income tax has been accrued for the year.
- IGI Casablanca — Representative Office has no income sources. According to Casablanca Finance City Tax Code, regional offices are taxed at a rate of 10%. The taxable base is 5% of the operating cost.
- IGI UK and North Star Under Underwriting Limited are subject to corporate taxation in accordance with the UK Tax Law.

An increase from the current 19% UK corporation tax rate to 25%, effective from 1 April 2023, was announced in the Budget on 3 March 2021 and enacted on 10 June 2021. As a result, UK deferred tax balances have been revalued to take this rate change into account, where relevant.

- I.G.I Underwriting is a tax-exempt company in Jordan as its main business activity is to act as an underwriting agent in respect of insurance and reinsurance business written outside Jordan.

28. TAXATION (cont.)

- International General Insurance Holdings Ltd. is not subject to income tax according to the tax law in Bermuda.
- International General Insurance Co. Ltd is a tax-exempt company according to the tax law in Bermuda.
- International General Insurance Holdings Limited and International General Insurance Company (Dubai) Ltd. are not subject to income tax according to the tax law in UAE.
- International General Insurance Company (Europe) SE (IGI Europe) is subject to the normal standard rate in Malta of 35%.

Reconciliation of tax expense and the accounting profit multiplied by the applicable tax rate is as follows:

	<u>2021</u>	<u>2020</u>	<u>2019</u>
	<u>USD '000</u>	<u>USD '000</u>	<u>USD '000</u>
The Group profit before tax	45,443	29,326	25,253
Less: Profit related to non-taxable subsidiaries	(36,022)	(17,108)	(15,380)
Profit before tax for entities subject to corporate taxation	<u>9,421</u>	<u>12,218</u>	<u>9,873</u>
Profit multiplied by the standard rate of tax in the UK of 19% (2020:19%) (2019: 19%)	1,790	2,322	1,876
Net disallowed expenditure	(71)	(34)	50
Non-UK expenses not deductible for tax purposes/income not taxable	67	—	—
Fixed asset temporary differences not recognized for deferred tax	1	14	18
Other temporary differences not recognized for deferred tax	28	9	3
Adjustment in respect of prior years	97	(7)	(132)
Income tax credits for North Star Underwriting Limited – current year	—	(9)	—
IGI Labuan and IGI Casablanca current year tax charges	78	72	4
Other movements	1	—	—
Release of deferred tax liabilities for IGI UK	(55)	(292)	—
Effect of rate change to 17%	—	—	(131)
Difference in corporation tax rates	(189)	—	—
Income tax charge for the year	<u>1,747</u>	<u>2,075</u>	<u>1,688</u>

The following is the movement on the deferred tax assets:

	<u>2021</u>	<u>2020</u>
	<u>USD '000</u>	<u>USD '000</u>
Balance at beginning of the year	—	—
Deferred tax assets resulting from acquisition of IGI Europe	124	—
Addition of deferred tax assets for IGI Europe	347	—
Ending balance	<u>471</u>	<u>—</u>

28. TAXATION (cont.)

The following is the movement on the deferred tax liabilities:

	<u>2021</u>	<u>2020</u>
	<u>USD '000</u>	<u>USD '000</u>
Balance at beginning of the year	(55)	(347)
Release of deferred tax liabilities for IGI UK	55	292
Addition of deferred tax liabilities related to the change in fair value of bonds at fair value through OCI for IGI UK	(14)	—
Ending balance	<u>(14)</u>	<u>(55)</u>

The deferred tax liabilities amounting to USD 55 thousand as of 31 December 2020 (2021: Nil) are in respect to an adjustment processed to the income of IGI UK using prevailing tax rates.

29. RISK MANAGEMENT

The risks faced by the Group and the way these risks are mitigated by management are summarized below.

Insurance risk

Insurance risk includes the risks of inappropriate underwriting, ineffective management of underwriting, inadequate controls over exposure management in relation to catastrophic events and insufficient reserves for losses including claims incurred but not reported.

To manage this risk, the Group's underwriting function is conducted in accordance with a number of technical analytical protocols which include defined underwriting authorities, guidelines by class of business, rate monitoring and underwriting peer reviews.

The Group purchases reinsurance as part of its risk mitigation programmer. Reinsurance ceded is placed on both a proportional and non — proportional basis. The proportional reinsurance is quota — share reinsurance which is taken out to reduce the overall exposure of the Group to certain classes of business. Non — proportional reinsurance is primarily excess — of — loss reinsurance designed to mitigate the Group's net exposure to catastrophe losses and large claims. Retention limits for the excess — of — loss reinsurance vary by class of business. Also, a significant portion of the reinsurance is affected under the facultative reinsurance contracts to cover a single risk exposure.

Amounts recoverable from reinsurers are estimated in a manner consistent with the outstanding claims provision and are in accordance with the reinsurance contracts. Although the Group has reinsurance arrangements, it is not relieved of its direct obligations to its policyholders and thus a credit exposure exists with respect to ceded insurance, to the extent that any reinsurer is unable to meet its obligations assumed under such reinsurance agreements. The Group's placement of reinsurance is diversified such that it is neither dependent on a single reinsurer nor are the operations of the Group substantially dependent upon any single reinsurance contract.

The Group has in place effective exposure management systems. Aggregate exposure is modelled and tested against different stress scenarios to ensure adherence to the Group's overall risk appetite and alignment with reinsurance programs and underwriting strategies.

Loss reserve estimates are inherently uncertain. Reserves for unpaid losses are the largest single component of the liabilities of the Group. Actual losses that differ from the provisions, or revisions in the estimates, can have a material impact on future earnings and the statement of financial position. The Group has an in house experienced actuarial function who reviews and monitors the reserving policy and its implementation at quarterly intervals. They work closely with the underwriting and claims team to ensure an understanding of the Group's exposure and loss experience. In addition, the Group receives external independent analysis of its reserve requirements on an annual basis.

29. RISK MANAGEMENT (cont.)

In order to minimize financial exposure arising from large claims, the Group, in the normal course of business, enters into contracts with other parties for reinsurance purposes. Such reinsurance arrangements provide for greater diversification of business, allow management to control exposure to potential losses arising from large risks, and provide additional capacity for growth. A significant portion of the reinsurance is affected under treaty, facultative and excess-of-loss reinsurance contracts.

Geographical concentration of risks

The Group's insurance risk based on geographical concentration of risk is illustrated in the table below:

	2021		2020		2019	
	<i>Gross written premiums</i>	<i>Concentration</i>	<i>Gross written premiums</i>	<i>Concentration</i>	<i>Gross written premiums</i>	<i>Concentration</i>
	<i>USD '000</i>	<i>%</i>	<i>USD '000</i>	<i>%</i>	<i>USD '000</i>	<i>%</i>
Africa	27,749	5	20,956	5	16,492	5
Asia	55,816	10	37,398	8	32,810	9
Australasia	23,454	4	19,104	4	15,185	4
Caribbean Islands	30,244	6	15,964	3	8,334	2
Central America	28,166	5	37,442	8	37,732	11
Europe	48,780	9	59,972	13	37,328	11
Middle East	53,564	10	48,401	10	36,883	11
North America	32,773	6	22,553	5	4,281	1
South America	20,718	4	20,548	4	11,051	3
UK	197,090	36	158,381	34	115,863	33
Worldwide	27,228	5	26,554	6	33,333	10
	545,582		467,273		349,292	

Line of business concentration of risk

The Group's insurance risk based on line of business concentration is illustrated in the table below:

	2021		2020		2019	
	<i>Gross written premiums</i>	<i>Concentration Percentage</i>	<i>Gross written premiums</i>	<i>Concentration Percentage</i>	<i>Gross written premiums</i>	<i>Concentration Percentage</i>
	<i>USD '000</i>	<i>%</i>	<i>USD '000</i>	<i>%</i>	<i>USD '000</i>	<i>%</i>
Casualty	190,038	35	157,487	34	110,082	32
Financial Institutions	36,176	6	39,442	8	28,989	8
Marine Liability	3,339	1	4,613	1	2,731	1
Inherent Defects Insurance	9,978	2	8,935	2	9,173	3
Energy	104,015	19	91,742	19	72,109	21
Property	79,085	14	69,912	15	46,137	13
Engineering	31,137	6	17,924	4	11,531	3
Aviation	20,348	4	23,002	5	19,183	6
Ports & Terminals	29,600	5	25,875	6	22,361	6
Political Violence	9,263	2	8,271	2	8,297	2
Marine Cargo	5,091	1	752	—	713	—
Contingency	3,498	1	—	—	—	—
Reinsurance	24,014	4	19,318	4	17,986	5
	545,582		467,273		349,292	

29. RISK MANAGEMENT (cont.)

Sensitivities

The analysis below shows the estimated impact on gross and net insurance contracts claims liabilities and on profit before tax, of potential reserve deviations on ultimate claims development at gross and net level from that reported in the statement of financial position as at 31 December 2021 and 2020.

In selecting the volatility factors, the Group has illustrated the sensitivity of the net claims to a standard variation in the gross outstanding claims. The choices of variation (7.5% and 5%) are illustrative but are consistent with what the Group would consider representative of a reasonable potential for variation. The illustrated variations do not represent limits of the potential variation and actual variation could significantly vary from the illustrated values.

	<i>Gross Loss Sensitivity Factor</i>	<i>Impact of increase on gross outstanding claims</i>	<i>Impact of decrease on gross outstanding claims</i>	<i>Impact of increase on net outstanding claims</i>	<i>Impact of decrease on net outstanding claims</i>	<i>Impact of increase on profit before tax</i>	<i>Impact of decrease on profit before tax</i>
	<i>%</i>	<i>USD '000</i>	<i>USD '000</i>	<i>USD '000</i>	<i>USD '000</i>	<i>USD '000</i>	<i>USD '000</i>
2021.	7.5	41,368	(41,368)	30,063	(30,061)	(30,063)	30,061
2021.	5	27,579	(27,579)	20,043	(20,040)	(20,043)	20,040
2020.	7.5	36,919	(36,919)	22,859	(22,857)	(22,859)	22,857
2020.	5	24,613	(24,613)	15,240	(15,237)	(15,240)	15,237

Financial risk

The Group's principal financial instruments are financial assets at fair value through OCI, financial assets at fair value through profit or loss, financial assets at amortized cost, receivables arising from insurance, investments in associates, investment properties and reinsurance contracts, and cash and cash equivalents.

The Group does not enter into derivative transactions.

The main risks arising from the Group's financial instruments are interest rate risk, foreign currency risk, credit risk, market price risk and liquidity risk. The board reviews and agrees policies for managing each of these risks and they are summarized below.

Interest rate risk

Interest rate risk arises from the possibility that changes in interest rates will affect future profitability or the fair values of financial instruments. The Group is exposed to interest rate risk on certain of its investments and cash and cash equivalents. The Group limits interest rate risk by monitoring changes in interest rates in the currencies in which its cash and interest-bearing investments and borrowings are denominated.

29. RISK MANAGEMENT (cont.)

Details of maturities of the major classes of financial assets are as follows:

	<i>Less than 1 year</i>	<i>1 to 5 years</i>	<i>More than 5 years</i>	<i>Non- interest- bearing items</i>	<i>Total</i>	<i>Effective Interest Rate on interest bearing assets</i>
	<i>USD '000</i>	<i>USD '000</i>	<i>USD '000</i>	<i>USD '000</i>	<i>USD '000</i>	<i>(%)</i>
2021 –						
Financial assets at FVTPL	—	—	—	28,539	28,539	—
Financial assets at FVOCI	43,978	261,293	113,174	20,767	439,212	2.48
Financial assets at amortized cost	2,471	—	—	—	2,471	5.99
Cash and term deposits	368,024	54,088	—	—	422,112	1.06
	<u>414,473</u>	<u>315,381</u>	<u>113,174</u>	<u>49,306</u>	<u>892,334</u>	
2020 –						
Financial assets at FVTPL	—	—	—	22,780	22,780	—
Financial assets at FVOCI	102,617	181,349	106,952	21,683	412,601	2.53
Financial assets at amortized cost	2,706	—	—	—	2,706	5.86
Cash and term deposits	261,549	44,102	—	—	305,651	1.43
	<u>366,872</u>	<u>225,451</u>	<u>106,952</u>	<u>44,463</u>	<u>743,738</u>	

The following table demonstrates the sensitivity of consolidated statement of income to reasonably possible changes in interest rates, with all other variables held constant.

The sensitivity of the consolidated statement of income is the effect of the assumed changes in interest rates on the Group's profit before tax for the year, based on the floating rate financial assets and financial liabilities held at 31 December.

	<i>Decrease in basis points</i>	<i>Effect on profit/Equity before tax for the year</i>
		<i>USD '000</i>
2021	-25	(1,593)
	-50	(3,186)
2020	-25	(1,435)
	-50	(2,870)

The effect of increases in interest rates are expected to be equal and opposite to the effects of the decreases shown above.

29. RISK MANAGEMENT (cont.)

Foreign currency risk

Foreign currency risk is the risk that the fair value of future cash flows of financial instruments will fluctuate because of changes in foreign currency exchange rates.

The Group is exposed to currency risk mainly on insurance written premiums and incurred claims that are denominated in a currency other than the Group functional currency. The currencies in which these transactions are primarily denominated are Sterling (GBP) and Euro (EUR). As a significant portion of the Group's transactions are denominated in USD, this reduces currency risk. Intra Group transactions are primarily denominated in USD.

Part of the Group's monetary assets and liabilities are denominated in a currency other than the functional currency of the Group and are subject to risks associated with currency exchange fluctuation. The Group reduces some of this currency exposure by maintaining some of its bank balances in foreign currencies in which some of its insurance payables are denominated.

The following table demonstrates the sensitivity to a reasonably possible change in the USD exchange rate, with all other variables held constant, of the Group's profit before tax (due to changes in the fair value of monetary assets and liabilities).

	<i>Changes in currency rate to USD</i>	<i>Effect on profit/Equity before tax for the year</i>
	<u> %</u>	<u> USD '000</u>
2021		
EUR	+10	606
GBP	+10	(5,567)
2020		
EUR	+10	(777)
GBP	+10	(406)

The effect of decreases in exchange rates are expected to be equal and opposite to the effects of the increases shown above.

Credit risk

Credit risk is the risk that one party to a financial instrument will fail to discharge an obligation and cause the other party to incur a financial loss. The Group is exposed to credit risk primarily from unpaid insurance receivables and fixed income instruments.

The Group has in place credit appraisal policies and procedures for inward business and receivables from insurance transactions are monitored on an ongoing basis to restrict the Group's exposure to doubtful debts.

The Group has in place security standards applicable to all reinsurance purchases and monitors the financial status of all reinsurance debtors at regular intervals.

29. RISK MANAGEMENT (cont.)

The Group's portfolio of fixed income investments is managed by the Investments Committee in accordance with the investment policy established by the board of directors which has various credit standards for investments in fixed income securities.

Reinsurance and fixed income investments are monitored for the occurrence of a downgrade or other changes that might cause them to fall below the Group's security standards. If this occurs, management takes appropriate action to mitigate any loss to the Group.

The Group's bank balances are maintained with a range of international and local banks in accordance with limits set by the board of directors. There are no significant concentrations of credit risk within the Group. The table below provides information regarding the credit risk exposure of the Group by classifying assets according to the Group's credit rating of counterparties:

	<i>Investment grade</i>	<i>Non-investment grade (satisfactory)</i>	<i>In course of collection</i>	<i>Total</i>
	<i>USD '000</i>	<i>USD '000</i>	<i>USD '000</i>	<i>USD '000</i>
2021				
FVOCI – debts securities	418,240	205	—	418,445
Financial assets at amortized cost	—	1,979	492	2,471
Insurance receivables	—	113,294	66,051	179,345
Reinsurance share of outstanding claims . .	181,379	869	—	182,248
Deferred excess of loss premiums	—	17,238	—	17,238
Cash and cash equivalents	220,095	22,051	—	242,146
Term deposits	130,860	49,106	—	179,966
	950,574	204,742	66,543	1,221,859
	<i>Investment grade</i>	<i>Non-investment grade (satisfactory)</i>	<i>In course of collection</i>	<i>Total</i>
	<i>USD '000</i>	<i>USD '000</i>	<i>USD '000</i>	<i>USD '000</i>
2020				
FVOCI – debts securities	389,250	1,668	—	390,918
Financial assets at amortized cost	—	1,982	724	2,706
Insurance receivables	—	110,618	55,987	166,605
Reinsurance share of outstanding claims . .	186,851	634	—	187,485
Deferred excess of loss premiums	—	17,095	—	17,095
Cash and cash equivalents	110,915	22,524	—	133,439
Term deposits	124,283	47,929	—	172,212
	811,299	202,450	56,711	1,070,460

29. RISK MANAGEMENT (cont.)

For assets to be classified as ‘past due and impaired’ contractual payments are in arrears for more than 30 days for the debt instruments and 360 days for insurance receivables an impairment adjustment is recorded in the consolidated statement of income for this or when collectability of the amount is otherwise assessed as being doubtful. When the credit exposure is adequately secured, arrears more than 360 days might still be classified as ‘past due but not impaired’, with no impairment adjustment recorded.

The schedule below shows the distribution of bonds and debt securities with fixed interest rate according to the international agencies classification:

Rating grade	Bonds <i>USD '000</i>	Unquoted bonds <i>USD '000</i>	Total <i>USD '000</i>
2021			
AAA	3,363	—	3,363
AA	20,803	—	20,803
A	220,258	—	220,258
BBB	166,789	—	166,789
BB	7,027	—	7,027
B	205	—	205
Not rated	—	2,471	2,471
Total	418,445	2,471	420,916

Rating grade	Bonds <i>USD '000</i>	Unquoted bonds <i>USD '000</i>	Total <i>USD '000</i>
2020			
AAA	44,616	—	44,616
AA	29,296	—	29,296
A	191,135	—	191,135
BBB	115,049	—	115,049
BB	9,154	—	9,154
B	210	—	210
Not rated	1,458	2,706	4,164
Total	390,918	2,706	393,624

29. RISK MANAGEMENT (cont.)

The schedule below shows the geographical distribution of bonds and debt securities with fixed interest rate:

Country	<i>Total</i> <i>USD '000</i>
2021	
Australia	9,632
Bahrain	4,618
Belgium	1,112
Bermuda	2,301
Canada	8,384
China	51,664
Finland	2,951
France	11,266
Germany	17,483
India	3,206
Japan	11,951
Jordan	2,471
KSA	15,042
Kuwait	3,464
Luxembourg	687
Malaysia	6,574
Mexico	2,326
Netherlands	5,051
Oman	1,122
Qatar	47,700
Russia*	1,948
Singapore	3,069
South Korea	7,635
Spain	1,377
Sweden	2,528
Switzerland	5,063
Taiwan	2,991
UAE	18,388
UK	51,049
USA	113,308
Virgin Islands (British)	4,555
Total	420,916

* On 24 February 2022 the Russian Federation launched a full-scale military invasion into Ukraine. This has already led to significant economic and humanitarian consequences for both countries, and the long-term wider impact continues to be unknown as the situation develops. Areas of uncertainty include the impact on global energy prices, financial markets as well as the possible further escalation of the conflict (note 35). Consequently, the fair value of the bond decreased to USD 918 thousand and its credit rating was downgraded from BBB as at 31 December 2021 to B in March 2022.

29. RISK MANAGEMENT (cont.)

Country	<i>Total</i> <i>USD '000</i>
2020	
Australia	6,109
Bahrain	4,648
Bermuda	5,249
Canada	14,791
China	19,504
Finland	1,016
France	4,615
Germany	18,698
Hong Kong	1,905
India	3,278
Japan	12,259
Jordan	2,707
South Korea	7,239
KSA	15,383
Kuwait	1,035
Luxembourg	715
Malaysia	1,447
Marshall Islands	129
Mexico	1,102
Netherlands	10,775
Oman	1,085
Qatar	27,984
Singapore	5,294
Spain	3,793
Sweden	1,060
Switzerland	1,889
Taiwan	3,097
UAE	9,793
UK	52,033
USA	153,349
Virgin Islands (British)	1,643
Total	393,624

29. RISK MANAGEMENT (cont.)***Market price risk***

Market price risk is the risk that the value of a financial instrument will fluctuate as a result of changes in market prices (other than those arising from interest rate risk or currency risk), whether those changes are caused by factors specific to the individual security, or its issuer, or factors affecting all securities traded in the market.

The Group's equity price risk exposure relates to financial assets whose values will fluctuate as a result of changes in market prices.

The following table demonstrates the sensitivity of the profit for the period and the cumulative changes in fair value to reasonably possible changes in equity prices, with all other variables held constant. The effect of decreases in equity prices is expected to be equal and opposite to the effect of the increases shown.

	<u>Change in equity price</u>	<u>Effect on profit before tax for the year</u> USD '000	<u>Effect on Equity</u> USD '000
2021			
Amman Stock Exchange	+5%	40	40
Saudi Stock Exchange	+5%	—	511
Qatar Stock Exchange	+5%	23	23
Abu Dhabi Security Exchange	+5%	76	76
New York Stock Exchange	+5%	175	202
Kuwait Stock Exchange	+5%	—	9
London Stock Exchange	+5%	330	382
Other quoted	+5%	782	871
	<u>Change in equity price</u>	<u>Effect on profit before tax for the year</u> USD '000	<u>Effect on Equity</u> USD '000
2020			
Amman Stock Exchange	+5%	46	46
Saudi Stock Exchange	+5%	—	590
Qatar Stock Exchange	+5%	25	25
Abu Dhabi Security Exchange	+5%	52	52
New York Stock Exchange	+5%	149	170
Kuwait Stock Exchange	+5%	—	5
London Stock Exchange	+5%	312	294
Other quoted	+5%	554	635

The Group also has unquoted investments carried at fair value determined based on valuation techniques as per level 3 of fair value hierarchy.

The Group limits market risk by maintaining a diversified portfolio and by monitoring of developments in equity markets.

29. RISK MANAGEMENT (cont.)**Liquidity risk**

Liquidity risk is the risk that the Group will not be able to meet its commitments associated with insurance contracts and financial liabilities as they fall due.

The Group continually monitors its cash and investments to ensure that the Group meets its liquidity requirements. The Group's asset allocation is designed to enable insurance liabilities to be met with current assets.

All liabilities are non-interest bearing liabilities, except for the lease liabilities accounted for under IFRS 16 "Leases".

The table below summarizes the maturity profile of the Group's financial liabilities at 31 December based on contractual undiscounted payments:

	<i>Less than one year</i>	<i>More than one year</i>	<i>Total</i>
	<i>USD '000</i>	<i>USD '000</i>	<i>USD '000</i>
2021			
Gross outstanding claims	210,691	365,208	575,899
Gross unearned premiums	251,691	77,035	328,726
Insurance payables	84,519	5,000	89,519
Other liabilities	26,357	3,071	29,428
Derivative financial liability*	—	12,938	12,938
Unearned commissions	12,285	1,440	13,725
Total liabilities	585,543	464,692	1,050,235
2020			
Gross outstanding claims	210,536	281,719	492,255
Gross unearned premiums	222,124	55,144	277,268
Insurance payables	78,461	5,000	83,461
Other liabilities	18,298	2,419	20,717
Derivative financial liability*	—	13,628	13,628
Unearned commissions	10,012	1,026	11,038
Total liabilities	539,431	358,936	898,367

* There is no contractual obligation to settle the Warrants in cash.

29. RISK MANAGEMENT (cont.)***Maturity analysis of assets and liabilities***

The table below shows analysis of assets and liabilities analyzed according to when they are expected to be recovered or settled:

	2021			
	<i>Less than one year</i>	<i>More than one year</i>	<i>No term</i>	<i>Total</i>
	<i>USD '000</i>	<i>USD '000</i>	<i>USD '000</i>	<i>USD '000</i>
ASSETS				
Cash and cash equivalents	231,746	10,400	—	242,146
Term deposits	136,278	43,688	—	179,966
Insurance receivables	171,132	8,213	—	179,345
Investments	44,470	376,446	49,306	470,222
Investments in associates	—	—	5,693	5,693
Reinsurance share of outstanding claims	71,199	111,049	—	182,248
Reinsurance share of unearned premiums	59,235	4,889	—	64,124
Deferred excess of loss premiums	17,206	32	—	17,238
Deferred policy acquisition costs	43,785	21,057	—	64,842
Deferred tax assets	45	426	—	471
Other assets	9,942	—	—	9,942
Investment properties	—	—	16,308	16,308
Property, premises and equipment	—	14,859	—	14,859
Intangible assets	—	4,321	—	4,321
TOTAL ASSETS	785,038	595,380	71,307	1,451,725
LIABILITIES AND EQUITY LIABILITIES				
Gross outstanding claims	210,691	365,208	—	575,899
Gross unearned premiums	251,691	77,035	—	328,726
Insurance payables	84,519	5,000	—	89,519
Other liabilities	26,287	2,752	—	29,039
Derivative financial liability	—	12,938	—	12,938
Deferred tax liabilities	—	14	—	14
Unearned commissions	12,285	1,440	—	13,725
TOTAL LIABILITIES	585,473	464,387	—	1,049,860
EQUITY				
Common shares at par value	—	—	489	489
Share premium	—	—	159,545	159,545
Foreign currency translation reserve	—	—	992	992
Fair value reserve	—	—	8,215	8,215
Retained earnings	—	—	232,624	232,624
TOTAL EQUITY	—	—	401,865	401,865
TOTAL LIABILITIES AND EQUITY	585,473	464,387	401,865	1,451,725

29. RISK MANAGEMENT (cont.)

	2020			
	<i>Less than one year</i>	<i>More than one year</i>	<i>No term</i>	<i>Total</i>
	<i>USD '000</i>	<i>USD '000</i>	<i>USD '000</i>	<i>USD '000</i>
ASSETS				
Cash and cash equivalents	128,039	5,400	—	133,439
Term deposits	133,510	38,702	—	172,212
Insurance receivables	164,778	1,827	—	166,605
Investments	105,323	288,301	44,463	438,087
Investments in associates	—	—	11,583	11,583
Reinsurance share of outstanding claims	83,210	104,275	—	187,485
Reinsurance share of unearned premiums . . .	47,186	2,891	—	50,077
Deferred excess of loss premiums	17,095	—	—	17,095
Deferred policy acquisition costs	39,266	15,906	—	55,172
Other assets	9,562	—	—	9,562
Investment properties	—	—	20,012	20,012
Property, premises and equipment	—	13,168	—	13,168
Intangible assets	—	4,710	—	4,710
TOTAL ASSETS	<u>727,969</u>	<u>475,180</u>	<u>76,058</u>	<u>1,279,207</u>
LIABILITIES AND EQUITY				
LIABILITIES				
Gross outstanding claims	210,536	281,719	—	492,255
Gross unearned premiums	222,124	55,144	—	277,268
Insurance payables	78,461	5,000	—	83,461
Other liabilities	18,298	2,193	—	20,491
Derivative financial liability	—	13,628	—	13,628
Deferred tax liabilities	55	—	—	55
Unearned commissions	10,012	1,026	—	11,038
TOTAL LIABILITIES	<u>539,486</u>	<u>358,710</u>	<u>—</u>	<u>898,196</u>
EQUITY				
Common shares at par value	—	—	486	486
Share premium	—	—	157,677	157,677
Foreign currency translation reserve	—	—	(349)	(349)
Fair value reserve	—	—	18,160	18,160
Retained earnings	—	—	205,037	205,037
TOTAL EQUITY	<u>—</u>	<u>—</u>	<u>381,011</u>	<u>381,011</u>
TOTAL LIABILITIES AND EQUITY	<u>539,486</u>	<u>358,710</u>	<u>381,011</u>	<u>1,279,207</u>

29. RISK MANAGEMENT (cont.)

Capital management

The Group manages its capital by 'Enterprise Risk Management' techniques, using a dynamic financial analysis model. The Asset Liability match is reviewed and monitored on a regular basis to maintain a strong credit rating and healthy capital adequacy ratios to support its business objectives and maximize shareholders' value.

Adjustments to capital levels are made in light of changes in market conditions and risk characteristics of the Group's activities.

Capital comprises issued share capital, common shares, share premium, additional paid in capital, treasury shares, foreign currency translation reserve, fair value reserve, and retained earnings and is measured at USD 401,865 thousand as at 31 December 2021 (2020: USD 381,011 thousand).

The capital requirements imposed on the Group's regulated entities are as follows:

International General Insurance Co. Ltd (Bermuda)

The Bermuda Insurance Act 1978 and Related Regulations (the Act) requires the Company to meet a minimum solvency margin. The Company has met the minimum solvency margin requirement at 31 December 2021 and 2020. In addition, a minimum liquidity ratio must be maintained whereby relevant assets, as defined by the Act, must exceed 75% of relevant liabilities. This ratio was met at 31 December 2021 and 2020.

Under the Insurance Act, the Company is subject to capital requirements calculated using the Bermuda Solvency and Capital Requirement model ("BSCR model"), which is a standardized statutory risk-based capital model used to measure the risk associated with the Company's assets, liabilities and premiums. Under the BSCR model, the Company's required statutory capital and surplus is referred to as the enhanced capital requirement ("ECR"). The Company is required to calculate and submit the ECR to the BMA annually. Following receipt of the submission of the Company's ECR, the BMA has the authority to impose additional capital requirements or capital add-ons, if it deems necessary. If an insurer fails to maintain or meet its ECR, the BMA may take various degrees of regulatory action. As at 31 December 2021 and 2020, the Company met its ECR.

International General Insurance Company (UK) Limited

The Company is regulated by the Prudential Regulation Authority and is subject to insurance solvency regulations which specify the minimum amount and type of capital that must be held in addition to the insurance liabilities.

Since 1 January 2016 the Company has been subject to the Solvency II regime and is required to meet a Solvency Coverage Ratio (SCR) which is calibrated to seek to ensure a 99.5% confidence of the ability to meet its obligations over a 12-month time horizon. The Company calculates its SCR in accordance with the standard formula prescribed in the Solvency II regulations as the assumptions underlying the standard formula are considered to be a good fit for the Company's risk profile.

The Company has met all requirements for the years ended 31 December 2021 and 2020.

International General Insurance Company Ltd. Labuan Branch

The Branch is subjected to minimum capital requirements under the Labuan Financial Services and Securities Act 2010.

The Branch monitors and ensures its capital is within the minimum solvency margins requirements under the Labuan Financial Services and Securities Act 2010 at all times. If there are any, large event which will affect the Branch's ability to maintain solvency margins requirements, the Branch will notify the head office to cash call in advance.

As at 31 December 2021 and 2020, the Branch met the minimum solvency margin requirements.

29. RISK MANAGEMENT (cont.)

International General Insurance Company (Europe) SE

The Company is regulated by the Malta Financial Services Authority.

The company is subject to the Solvency II regime and is required to meet a Solvency Coverage Ratio (SCR) which is calibrated to seek to ensure a 99.5% confidence of the ability to meet its obligations over a 12-month time horizon. The Company calculates its SCR in accordance with the standard formula prescribed in the Solvency II regulations as the assumptions underlying the standard formula are considered to be a good fit for the Company's risk profile.

The Company has met all requirements for the year ended 31 December 2021.

Fair value

The Group uses the following hierarchy for determining and disclosing the fair value of financial instruments by valuation techniques:

Level 1: Quoted (unadjusted) prices in active markets for identical assets or liabilities;

Level 2: Other techniques for which all inputs which have a significant effect on the recorded fair value are observable, either directly or indirectly; and

Level 3: Techniques which use inputs which have a significant effect on the recorded fair value that are not based on observable market data.

	2021			<i>Total</i> USD '000
	<i>Level 1</i> USD '000	<i>Level 2</i> USD '000	<i>Level 3</i> USD '000	
Assets measured at fair value:				
FVTPL	14,162	14,377	—	28,539
Quoted equities at FVOCI	13,721	—	—	13,721
Quoted bonds at FVOCI	356,141	62,304	—	418,445
Unquoted equities at FVOCI *	—	—	7,046	7,046
Investment properties	—	—	16,308	16,308
	<u>384,024</u>	<u>76,681</u>	<u>23,354</u>	<u>484,059</u>
Liabilities measured at fair value:				
Derivative financial liability	—	12,938	—	12,938

The Group's management has refined the criteria utilized for determining which financial assets should be allocated to level 1. Accordingly, USD 14,377 thousand and USD 62,304 thousand of financial assets through profit or loss and quoted bonds at fair value through other comprehensive income, respectively, were transferred out of level 1 to level 2. Derivative financial liability was transferred from level 1 to level 2 due to lack of sufficient trading volume as at December 31, 2021. There were no transfers into or out of level 3 during the year ended 31 December 2021.

29. RISK MANAGEMENT (cont.)

	2020			
	<i>Level 1</i>	<i>Level 2</i>	<i>Level 3</i>	<i>Total</i>
	<i>USD '000</i>	<i>USD '000</i>	<i>USD '000</i>	<i>USD '000</i>
Assets measured at fair value:				
FVTPL	22,780	—	—	22,780
Quoted equities at FVOCI	14,935	—	—	14,935
Quoted bonds at FVOCI	390,918	—	—	390,918
Unquoted equities at FVOCI *	—	—	6,748	6,748
Investment properties	—	—	20,012	20,012
	<u>428,633</u>	<u>—</u>	<u>26,760</u>	<u>455,393</u>
Liabilities measured at fair value:				
Derivative financial liability	<u>13,628</u>	<u>—</u>	<u>—</u>	<u>13,628</u>

There were no transfers between levels during the year ended 31 December 2020.

* Reconciliation of fair value of the unquoted equities under level 3 fair value hierarchy is as follows:

	<i>2021</i>	<i>2020</i>
	<i>USD '000</i>	<i>USD '000</i>
Balance at the beginning of the year	6,748	5,794
Purchases	—	1,503
Total gains (losses) recognized in OCI	298	(549)
Balance at the end of the year	<u>7,046</u>	<u>6,748</u>

30. EARNINGS PER SHARE

Basic earnings per share represents the profits attributable to the ordinary shareholders divided by the weighted average number of common shares outstanding during the periods.

Diluted earnings per share represents the profits attributable to the ordinary shareholders divided by the weighted average number of ordinary shares outstanding during the period plus the weighted average number of ordinary shares that would be issued on conversion of all the dilutive potential ordinary shares into ordinary shares.

As at 31 December 2021, the Earnout Shares and Restricted Shares Awards were unvested, however, since these shares contain a nonforfeitable rights to dividends, whether paid or unpaid, they are considered as participating securities and hence included in the computation of both basic and diluted earnings per share.

At the closing of the Business Combination the Company issued 17,250,000 warrants, including (i) 12,750,000 warrants issued to former stockholders of Tiberius and (ii) 4,500,000 warrants that were issued in exchange for 4,000,000 Tiberius warrants transferred to Wasef Jabsheh and 500,000 Tiberius warrants transferred to Argo Re Ltd., a Bermuda exempted company (note 17 and 33). The Warrants were not included in the calculation of the diluted earnings per shares, as the average market price of ordinary shares during the period has not exceeded the exercise price of the Warrants and therefore their effect would be antidilutive.

30. EARNINGS PER SHARE (cont.)

The following table shows the calculation of the basic and diluted earnings per share for the years ended 31 December 2021, 2020 and 2019.

The following table reflects the income and share data used in the basic and diluted EPS calculations:

	<u>2021</u>	<u>2020</u>	<u>2019</u>
Profit for the year (USD '000)	43,696	27,251	23,565
Less: profit attributable to the Earnout Shares (USD '000) . . .	2,693	1,690	—
Less: profit attributable to the Restricted Shares Awards (USD '000)	355	75	—
Net profit available to common shareholders (USD '000)	40,648	25,486	23,565
Weighted average number of shares – basic and diluted	45,470,961	43,047,915	34,292,263
Basic and diluted earnings per share (USD)	0.89	0.59	0.69

31. SEGMENT INFORMATION

The Group's chief operating decision maker ("CODM") is the Executive Committee, which periodically reviews financial information at the business line level. Each of the business lines in which the Group operates are considered operating segments.

The Group has aggregated operating segments into the following reporting segments for the purposes of its consolidated financial statements:

1. Specialty Long tail (comprising business lines with underwriting risks assumed in form of liability insurance and of a long-term nature with respect to related claims).
2. Specialty Short tail (comprising business lines with underwriting risks assumed in the form of property and specialty line insurance and of short-term nature with respect to related claims).
3. Reinsurance which covers the inward reinsurance treaty and is a single operating segment

The Group is of the view that the quantitative and qualitative aspects of the aggregated operating segments are similar in nature for all periods presented. In evaluating the appropriateness of aggregating operating segments, the key indicators considered included but were not limited to: (i) nature of products, (ii) similarities of customer base, products, underwriting processes and outward reinsurance processes, (iii) regulatory environments and (iv) distribution methods.

Segment performance is evaluated based on net underwriting results and is measured consistently with the overall net underwriting results in the consolidated financial statements.

The Group also has general and administrative expenses, net investment income, share of profit (loss) from associates, gain/loss on foreign exchange, impairment loss on insurance receivables, other expenses/revenues, listing related expenses, change in fair value of derivative financial liability and tax expense. These financial items are presented under "Corporate and Other" in the tables below as the Group does not allocate them to individual reporting segments.

Following a review of the Group's segment information, comparative amounts have been reclassified from those previously reported in 2020 and 2019. The effect of this change is an increase in net underwriting results of the specialty long tail segment by USD 2,008 thousand (2019: decrease of USD 1,653 thousand) and a corresponding decrease in the specialty short tail segment's net underwriting results.

31. SEGMENT INFORMATION (cont.)

a) Segment disclosure for the Group's consolidated operations is as follows:

	2021					Total USD '000
	<i>Specialty Long tail</i> USD '000	<i>Specialty Short tail</i> USD '000	Reinsurance USD '000	Sub Total USD '000	<i>Corporate and Other</i> USD '000	
Underwriting revenues						
Gross written premiums	239,531	282,037	24,014	545,582	—	545,582
Reinsurer's share of insurance premiums.	(61,808)	(101,165)	—	(162,973)	—	(162,973)
Net written premiums	177,723	180,872	24,014	382,609	—	382,609
Net change in unearned premiums.	(10,209)	(26,865)	(337)	(37,411)	—	(37,411)
Net premiums earned	167,514	154,007	23,677	345,198	—	345,198
Underwriting deductions						
Net policy acquisition expenses	(30,498)	(28,766)	(3,902)	(63,166)	—	(63,166)
Net claims and claim adjustment expenses	(86,196)	(72,599)	(17,397)	(176,192)	—	(176,192)
Net underwriting results	50,820	52,642	2,378	105,840	—	105,840
General and administrative expenses	—	—	—	—	(58,946)	(58,946)
Net investment income	—	—	—	—	16,034	16,034
Share of loss from associates . . .	—	—	—	—	(7,248)	(7,248)
Impairment loss on insurance receivables.	—	—	—	—	(5,181)	(5,181)
Other revenues	—	—	—	—	1,844	1,844
Other expenses	—	—	—	—	(2,693)	(2,693)
Change in fair value of derivative financial liability . .	—	—	—	—	690	690
Loss on foreign exchange	—	—	—	—	(4,897)	(4,897)
Profit (loss) before tax	50,820	52,642	2,378	105,840	(60,397)	45,443
Income tax.	—	—	—	—	(1,747)	(1,747)
Profit for the year	50,820	52,642	2,378	105,840	(62,144)	43,696

31. SEGMENT INFORMATION (cont.)

	2020					Total USD '000
	<i>Specialty Long tail</i>	<i>Specialty Short tail</i>	Reinsurance	<i>Sub Total</i>	<i>Corporate and Other</i>	
	USD '000	USD '000	USD '000	USD '000	USD '000	
Underwriting revenues						
Gross written premiums	210,477	237,478	19,318	467,273	—	467,273
Reinsurer's share of insurance premiums	(37,182)	(91,681)	—	(128,863)	—	(128,863)
Net written premiums	173,295	145,797	19,318	338,410	—	338,410
Net change in unearned premiums	(31,880)	(22,588)	(426)	(54,894)	—	(54,894)
Net premiums earned	141,415	123,209	18,892	283,516	—	283,516
Underwriting deductions						
Net policy acquisition expenses	(27,079)	(24,316)	(3,095)	(54,490)	—	(54,490)
Net claims and claim adjustment expenses	(88,776)	(56,614)	(6,282)	(151,672)	—	(151,672)
Net underwriting results	25,560	42,279	9,515	77,354	—	77,354
General and administrative expenses	—	—	—	—	(46,923)	(46,923)
Net investment income	—	—	—	—	9,967	9,967
Share of loss from associates . . .	—	—	—	—	(1,479)	(1,479)
Impairment loss on insurance receivables	—	—	—	—	(2,861)	(2,861)
Other revenues	—	—	—	—	372	372
Other expenses	—	—	—	—	(1,892)	(1,892)
Listing related expenses	—	—	—	—	(3,366)	(3,366)
Change in fair value of derivative financial liability	—	—	—	—	(4,418)	(4,418)
Gain on foreign exchange	—	—	—	—	2,572	2,572
Profit (loss) before tax	25,560	42,279	9,515	77,354	(48,028)	29,326
Income tax	—	—	—	—	(2,075)	(2,075)
Profit for the year	25,560	42,279	9,515	77,354	(50,103)	27,251

31. SEGMENT INFORMATION (cont.)

	2019					
	<i>Specialty Long tail</i>	<i>Specialty Short tail</i>	Reinsurance	<i>Sub Total</i>	<i>Corporate and Other</i>	Total
	<i>USD '000</i>	<i>USD '000</i>	<i>USD '000</i>	<i>USD '000</i>	<i>USD '000</i>	<i>USD '000</i>
Underwriting revenues						
Gross written premiums	150,975	180,331	17,986	349,292	—	349,292
Reinsurer's share of insurance premiums	(21,970)	(75,169)	—	(97,139)	—	(97,139)
Net written premiums	129,005	105,162	17,986	252,153	—	252,153
Net change in unearned premiums	(30,753)	(5,609)	(247)	(36,609)	—	(36,609)
Net premiums earned	<u>98,252</u>	<u>99,553</u>	<u>17,739</u>	<u>215,544</u>	<u>—</u>	<u>215,544</u>
Underwriting deductions						
Net policy acquisition expenses	(21,907)	(20,533)	(2,996)	(45,436)	—	(45,436)
Net claims and claim adjustment expenses	(61,667)	(41,858)	(14,538)	(118,063)	—	(118,063)
Net underwriting results	<u>14,678</u>	<u>37,162</u>	<u>205</u>	<u>52,045</u>	<u>—</u>	<u>52,045</u>
General and administrative expenses	—	—	—	—	(39,266)	(39,266)
Net investment income	—	—	—	—	13,374	13,374
Share of loss from associates . . .	—	—	—	—	(376)	(376)
Impairment loss on insurance receivables	—	—	—	—	(629)	(629)
Other revenues	—	—	—	—	1,428	1,428
Other expenses	—	—	—	—	(2,195)	(2,195)
Listing related expenses	—	—	—	—	(4,832)	(4,832)
Gain on foreign exchange	—	—	—	—	5,704	5,704
Profit (loss) before tax	14,678	37,162	205	52,045	(26,792)	25,253
Income tax	—	—	—	—	(1,688)	(1,688)
Profit for the year	<u>14,678</u>	<u>37,162</u>	<u>205</u>	<u>52,045</u>	<u>(28,480)</u>	<u>23,565</u>

b) Non — current operating assets information by geography for years ended 31 December 2021 and 2020 are as follows:

	<i>2021 USD '000</i>	<i>2020 USD '000</i>
Middle East	32,165	34,631
North Africa	301	72
UK	2,968	3,112
Asia	31	75
Europe	23	—
	<u>35,488</u>	<u>37,890</u>

Non-current assets for this purpose consist of property, premises and equipment, investment properties and intangible assets.

32. SHARE-BASED PAYMENTS

On 3 June 2020, the Board of Directors approved the Group's share-based employee compensation plan, the 2020 Omnibus Incentive Plan ("the Plan"). Under the Plan, the following awards may be granted:

- Options to buy Common Shares ("Stock Options"), which may be either incentive stock options ("Incentive Stock Options" or "ISOs") qualified under Section 422 of the Internal Revenue Code of 1986, as amended (the "Code"), or non-qualified stock options ("Non-Qualified Stock Options" or "NQSOs"), which do not satisfy the requirements of Incentive Stock Options;
- Share appreciation rights ("SARs") (including tandem, non-tandem and limited SARs);
- Restricted shares awards ("Restricted Shares Awards");
- Performance awards denominated in Common Shares or cash ("Performance Awards");
- Other share-based awards ("Other Share-Based Awards"), including but not limited to restricted share units ("RSUs"); and
- Other cash-based awards ("Other Cash-Based Awards").

On 30 September 2020, the Board of Directors approved the grant of 134,500 restricted shares (the "Restricted Shares Awards") to certain participants (designated employees) with the following salient features:

Grant date	7 October 2020
First vesting date (tranche 1)	2 January 2021
Second vesting date (tranche 2)	2 January 2022
Third vesting date (tranche 3)	2 January 2023
Total number of restricted shares awards	134,500
Number of restricted shares awards vesting each period	44,833
Grant date fair value (USD)	7.896

On 16 February 2021, the Board of Directors approved the grant of 180,000 restricted shares to certain participants (designated employees) with the following salient features:

Grant date	16 February 2021
First vesting date (tranche 1)	2 January 2022
Second vesting date (tranche 2)	2 January 2023
Third vesting date (tranche 3)	2 January 2024
Total number of restricted shares awards	180,000
Number of restricted shares awards vesting each period	60,000
Grant date fair value (USD)	7.940

On 31 March 2021, the Board of Directors approved the grant of 132,190 restricted shares to Wasef Jabsheh (designated employee) with the following salient features:

Grant date	31 March 2021
First vesting date (tranche 1)	2 January 2022
Second vesting date (tranche 2)	2 January 2023
Third vesting date (tranche 3)	2 January 2024
Total number of restricted shares awards	132,190
Number of restricted shares awards vesting each period	44,063
Grant date fair value (USD)	8.170

32. SHARE-BASED PAYMENTS (cont.)

Grant date fair values represent the closing quoted prices of the Company's share on Nasdaq on the dates when awards were officially communicated to the participants and shall be applicable for all the three vesting tranches.

Participant's continued service with the Company or any of its Subsidiaries on each applicable vesting date is the only vesting condition to be met. There is no other performance related condition attached to the vesting of shares.

The movement on the number of restricted shares during the year is as follows:

	<u>2021</u>	<u>2020</u>
Balance at 1 January	134,500	—
Restricted shares granted	312,190	134,500
Restricted shares vested	(44,833)	—
Restricted shares forfeited.	(5,000)	—
Balance at end of the year	<u>396,857</u>	<u>134,500</u>

The Company has applied the graded vesting method in recognition of share-based payment expense. Accordingly, the Company has assessed the expected length of service period from date of shares grant until end of each vesting period respectively and considered this to determine proportionate earnout shares at 31 December 2021 and 2020 attributed to each vesting tranche.

Number of earnout shares to be considered for accounting purposes at year end for each tranche are as follow:

	Grant	Days from grant date	Earn out shares from first vesting (tranche 1)	Earn out shares from second vesting (tranche 2)	Earn out shares from third vesting (tranche 3)	Total
31 December 2021	7 October 2020 grant	451	1,019	33,635	18,627	53,281
	16 February 2021 grant	319	59,626	27,901	18,211	105,738
	31 March 2021 grant	276	43,746	18,914	12,065	74,725
	Total		<u>104,391</u>	<u>80,450</u>	<u>48,903</u>	<u>233,744</u>
31 December 2020	7 October 2020 grant	88	43,814	8,511	4,714	57,039

Accordingly, total earnout shares of 233,744 at 31 December 2021 (2020: 57,039) are measured at the shares grant date fair value to arrive at expense recognized for the share based payment. For the year ended 31 December 2021, share-based payments expense of USD 1,871 thousand (2020: USD 450 thousand) was recorded in the consolidated statement of income with a corresponding credit to common shares and share premium as shown in the consolidated statement of changes in equity.

33. BUSINESS COMBINATION

On 17 March 2020, the definitive business agreement between International General Insurance Holdings Limited — Dubai ("IGI") and Tiberius Acquisition Corp. (NASDAQ: TIBR) ("Tiberius"), a publicly traded special purpose acquisition company, and certain related parties, was effective (the "Business Combination"). As a result of the completion of the Business Combination, the Company became a new public company owned by the former stockholders of Tiberius and the former shareholders of IGI. Consequently, IGI and Tiberius became the Company's subsidiaries.

Furthermore, in accordance with the Business Combination, USD 80,000 thousand of the transaction consideration was paid in cash to IGI former shareholders and accounted for as an adjustment against share premium in the consolidated statement of changes in equity.

33. BUSINESS COMBINATION (cont.)

At the closing of the Business Combination, the Company:

- 1) Issued (1) 29,759,999 common shares to former shareholders of IGI in exchange for their IGI shares and (2) 18,687,307 common shares to former stockholders of Tiberius, including (i) 9,339,924 common shares issued in exchange for public shares of Tiberius common stock that remained outstanding and not redeemed immediately prior to the closing of the Business Combination, (ii) 4,132,500 common shares issued in exchange for Tiberius founder shares, including 3,012,500 common shares (“Earnout Shares”) subject to vesting at prices ranging from USD 11.50 to USD 15.25 per share, (iii) 2,900,000 common shares issued in exchange for shares of Tiberius common stock that were issued to certain investors in a private placement pursuant to forward purchase agreements, and (iv) 2,314,883 common shares issued in exchange for shares of Tiberius common stock that were issued to certain investors in a private placement.

In connection with the finalization of the purchase price under the Business Combination Agreement, all escrow shares issued to former shareholders of IGI were released from escrow and 8,555 shares were cancelled. Following the cancellation, the Group has 48,438,751 shares outstanding (including the 3,012,500 unvested shares).

Simultaneously with the execution of the Business Combination, out of total Earnout Shares issued to Tiberius founder shareholders, 1,170,348 shares were transferred to certain former shareholders of IGI.

The following table sets out the number of common shares issued in connection with the Business Combination:

	<i>2020</i>	
	No. of shares	Par value of 0.01 USD <i>USD '000</i>
Common shares issued to former shareholders of IGI	29,751,444	298
Common shares issued to former stockholders of Tiberius *	15,674,807	157
Unvested shares transferred to certain former shareholders of IGI	1,170,348	12
Unvested Tiberius Founder shares.	1,842,152	18
	48,438,751	485

* This item Includes 1,120,000 shares subject to one year lock-up restriction post Business Combination closing date.

- 2) In addition, on 17 March 2020 the Company issued 17,250,000 warrants, including (a) 12,750,000 warrants issued to former stockholders of Tiberius and (ii) 4,500,000 warrants that were issued in exchange for 4,000,000 Tiberius warrants transferred to Wasef Jabsheh and 500,000 Tiberius warrants transferred to Argo Re Ltd., a Bermuda exempted company (note 17).
- 3) Eliminated IGI issued share capital in the amount of USD 143,376 thousand that ceased to exist upon consummation of the Business Combination.
- 4) Eliminated IGI treasury shares in the amount of USD 20,103 thousand.
- 5) Eliminated IGI additional paid in capital in the amount of USD 2,773 thousand.
- 6) Adjusted the share premium as a result of the issuance of the common shares and warrants.

33. BUSINESS COMBINATION (cont.)

Accounting for the Business Combination

The transaction is accounted for as a continuation of International General Insurance Holdings Limited — Dubai (“IGI”). Under this method of accounting, while the Company is the legal acquirer of both IGI and Tiberius, IGI has been identified as the accounting acquirer of Tiberius for accounting purposes. This determination was primarily based on IGI comprising the ongoing operations of the combined company, IGI senior management comprising the senior management of the combined company, and the former owners and management of IGI having control of the board of directors following the consummation of the transaction by virtue of being able to appoint a majority of the directors of the combined company. As Tiberius does not meet the definition of a business as defined in IFRS 3 — Business Combinations (“IFRS 3”), the purchase of the shares of the former owners of Tiberius is not within the scope of IFRS 3 and is accounted for as a share-based payment transaction in accordance with IFRS 2 — Share-based payments (“IFRS 2”). Hence, the transaction was accounted for as the continuance of IGI with recognition of the identifiable assets acquired and the liabilities assumed of Tiberius at fair value. Operations prior to the transaction are those of IGI from an accounting point of view.

Fair value measurement of the equity instruments issued in connection with the Business Combination

In connection with the business combination, equity instruments that were issued as a share-based consideration to Tiberius were as follows:

- (a) Quoted common shares
- (b) Founder shares subject to a one year lock-up restriction
- (c) Earnout shares subject to vesting at differential price range

Under IFRS 2, fair values of above-mentioned equity instruments issued to Tiberius was compared to fair value of Tiberius identifiable net assets acquired (representing net cash received by IGI and its former shareholders net of the liabilities assumed by IGI in the form of the Public Warrants which represent financial instruments issued to former stockholders of Tiberius) in order to determine gain or loss on acquisition on 17 March 2020 (the valuation date).

In order to assess the appropriateness of using the closing quoted market price of Tiberius common stock on Nasdaq as a representative of the fair value of the common shares on the valuation date, management has performed liquidity assessment of Tiberius stock prior to the Business Combination from 11 March 2020 (being the last date of redemption rights available to Tiberius shareholders) until the valuation date.

Management does not consider the quoted Tiberius price to be an appropriate representation of fair value based on the illiquidity observed in the quoted price over the period.

Instead, management has appointed an independent third-party valuation specialist to perform a valuation using a market approach to estimate the fair value of equity instruments issued to Tiberius’s stockholders. Accordingly, as an alternative valuation technique, IGI Common Shares (“Common Shares”) were valued using a market multiples approach, namely ‘Price -To- Book ratio’ multiples benchmarked against ‘Return on Equity’ and consequentially corroborated using ‘Price -To- Earnings’ multiples of each comparable company.

For the shares that are subject to one-year transfer restriction, fair value is determined after applying a lock — in discount to the fair value determined for the common shares.

For purposes of determining the fair value of the Earnout Shares, a ‘Monte Carlo’ simulation approach was adopted to address the uncertainty of the time at which the shares will vest. In addition, this approach considers the share price as at the closing date, the threshold price, expected volatility (estimated using historical share price movements of comparable companies), expected dividend yield, the risk-free rate, and the earnout period.

33. BUSINESS COMBINATION (cont.)

Based on the above, the following table summarizes the fair value of the equity instruments issued to Tiberius stockholders in connection with the Business Combination based on a market approach valuation:

Equity Instruments	2020		Fair value USD '000
	No. of shares/warrants	Fair value per share/warrant USD	
Common shares.	14,554,807	6.85	99,715
Vested Founder shares subject to one year lock-up restriction post Business Combination closing date.	1,120,000	6.39	7,156
Unvested Tiberius Founder shares.	1,842,152	3.48	6,407
Total Value of Consideration.			<u>113,278</u>

Under IFRS 2, the transaction is measured at the fair value of the common shares deemed to have been issued by IGI for the ownership interest in the Company to be the same as if the transaction had taken the legal form of IGI acquiring 100% of Tiberius. The difference between the fair value equity instruments (common shares) "Value of Consideration" issued by IGI to Tiberius and the fair value of the later identifiable net assets acquired (representing net cash received by IGI and its former shareholders net of the liabilities assumed by IGI in the form of the Public Warrants which represent financial instruments issued to former stockholders of Tiberius) represents a bargain purchase. However, since transaction is accounted for under IFRS 2 and the outcome of fair value measurement represents a 'bargain' and not an 'expense', there is no listing expense to be recognized for the services received by IGI in connection with the transaction.

Using the fair valuation of the Common Shares (discussed above) as an input, the Public Warrants were valued as 'American-style' call options using a binomial tree approach on the valuation date.

The details of Tiberius net assets acquired are shown below:

Description	USD '000
Cash proceeds received.	120,821
Less: liabilities assumed in the form of the Public Warrants (12,750,000 Public Warrants at fair value of USD 0.53 per warrant)	(6,807)
Net assets acquired	<u>114,014</u>

The following table illustrates the difference between the total Value of Consideration and net assets acquired at the closing date of the Business Combination.

Description	USD '000
Value of Consideration	113,278
Less: net assets acquired.	(114,014)
Bargain	<u>(736)</u>

Listing Related Expenses

During the year ended 31 December 2020, the Group incurred listing expenses in the amount of USD 3,366 thousand (31 December 2019: USD 4,832 thousand) which mainly consist of professional fees (legal, accounting, etc.) and other miscellaneous costs that are directly related to the listing transaction.

34. ACQUISITION OF A SUBSIDIARY

Following the United Kingdom’s (“UK”) decision to withdraw from the European Union (“EU”) (“Brexit”), the U.K. began a process of “onshoring” EU legislation whereby the UK replicated EU law in UK legislation and regulation and then amended it so that it would be operationally effective following the end of the Brexit transition period on December 31, 2020. As an automatic consequence of the UK’s departure from the EU’s single market, passporting rights to and from the UK ended at the end of the transition period. Passporting is the exercise of the right available to a firm authorised in one European Economic Area (“EEA”) member state to carry on certain activities covered by an EU single market directive in another EEA member state, on the basis of its home state authorisation. For firms based in the UK, this means the loss of access to EU markets. As of the end of the transition period, the Group’s subsidiary in UK has lost its passporting rights in the EU, such that it can no longer write insurance business in EEA countries under the “freedom of services” regime or write insurance business through a place of business in an EEA member state under the “freedom of establishment” regime using the rights contained in the European Council’s Solvency II Directive.

In response to Brexit, the Group developed a contingency plan to ensure that it will be able to continue to provide insurance services throughout Europe despite Brexit. To that end, the Group submitted an application and scheme of operations to the Malta Financial Services Authority in November 2020. The application can be used as a change of control application or a full new licensing application.

In continuation to the above, the Group acquired 100% of the voting shares of R&Q Epsilon Insurance Company SE (“R&Q Epsilon”), a non-listed company based in Malta engaged in the business of insurance in certain classes of general insurance business. Simultaneously, with the execution of the acquisition agreement, the new subsidiary was renamed International General Insurance Company (Europe) SE (“IGI Europe”).

The strategy to purchase R&Q Epsilon, as opposed to incorporating a new subsidiary from afresh, was based on operational factors. R&Q Epsilon already had an operational UK based bank account and, given the requirement to use the Xchanging payment platform for broker-based business (especially where the Group is co-insuring the European risks on global business), it was necessary for the Group to have an account for IGI Europe with a bank that is part of the LIPS (LPC Irrevocable Payment Scheme).

The acquisition agreement of R&Q Epsilon Insurance Company SE (former company) was fully executed on 25 June 2021 (the “Acquisition Date”) for a purchase consideration of USD 6,200 thousand.

The Group accounted for the acquisition of R&Q Epsilon under IFRS 3 “Business Combinations”.

The book and fair values of the identifiable assets and liabilities of International General Insurance Company (Europe) SE as at the date of acquisition were:

	<i>Book value</i>	<i>Fair value</i>
	<i>USD ‘000</i>	<i>recognized on</i>
		<i>acquisition</i>
	<i>USD ‘000</i>	<i>USD ‘000</i>
Assets		
Insurance receivables and other assets	184	143
Bank Balances.	6,054	6,054
	<u>6,238</u>	<u>6,197</u>
Liabilities		
Insurance payables and other liabilities	(38)	(38)
	<u>(38)</u>	<u>(38)</u>
Total identifiable net assets at fair value.	<u>6,200</u>	<u>6,159</u>
Goodwill arising on acquisition		41
Purchase consideration transferred		<u>6,200</u>

34. ACQUISITION OF A SUBSIDIARY (cont.)

The movement on the goodwill during the year is as follows

	<i>2021</i>
	<i>USD '000</i>
Balance at the beginning of the year	—
Goodwill arising from acquisition of a subsidiary	41
Impairment loss (note 22)	<u>(41)</u>
Balance at the end of the year	<u>—</u>

Goodwill arising on acquisition of former company was fully impaired since the regulatory approval to write business was granted solely on the strength of IGI Europe’s application and business plan submitted to Malta Financial Services Authority.

From the date of acquisition, International General Insurance Company (Europe) SE contributed USD 9,768 thousand of gross written premiums and USD 1,181 thousand of net loss to profit before tax of the Group.

Analysis of cash flows on acquisition:

	<i>USD '000</i>
Net cash acquired with the subsidiary	6,054
Cash paid	<u>(6,200)</u>
Net cash flow on acquisition	<u>(146)</u>

On 13 July 2021, the Malta Financial Services Authority (“MFSA”) authorised IGI Europe to write insurance and reinsurance business.

35. SUBSEQUENT EVENTS

On 24 February 2022 the Russian Federation launched a full-scale military invasion into Ukraine. This has already led to significant economic and humanitarian consequences for both countries, and the long-term wider impact continues to be unknown as the situation develops. Areas of uncertainty include the impact on global energy prices, financial markets as well as the possible further escalation of the conflict. As a result, management consider it is too early to be able to reliably estimate such impact. Management continues to monitor the fast developing situation closely and will take all appropriate steps to manage the effect this has on the Group.

INDEX OF SUPPLEMANTRY SCHEDULES

	<u>Page</u>
Schedule I — Investments	S-2
Schedule III — Supplementary Insurance Information	S-3
Schedule IV — Reinsurance	S-4

International General Insurance Holdings Ltd.
Schedule I — Investments
As at December 31, 2021

Column A	Column B	Column C	Column D
Type of investment	Cost	Value	Amount at which shown in the balance sheet
	USD '000	USD '000	USD '000
Fixed maturities:			
Bonds:			
Foreign governments	8,540	8,760	8,760
Public utilities	8,277	8,425	8,425
All other corporate bonds	373,919	378,840	378,840
Redeemable preferred stock	24,072	24,891	24,891
Total fixed maturities	414,808	420,916	420,916
Equity securities:			
Common stocks:			
Banks, trust and insurance companies	11,104	16,428	16,428
Industrial, miscellaneous and all other	19,779	17,653	17,653
Nonredeemable preferred stocks	975	848	848
Total equity securities	31,858	34,929	34,929
Other long-term investments	12,780	14,377	14,377
Real estate investments	20,689	16,308	16,308
Total investments	480,135	486,530	486,530

International General Insurance Holdings Ltd.
Schedule III — Supplementary Insurance Information
As At and For the Years Ended December 31, 2021, 2020 and 2019

Column A	Column B	Column C	Column D	Column F	Column G	Column H	Column I	Column J	Column K
Segment	Deferred policy acquisition costs	Gross outstanding claims	Gross unearned premiums	Gross written premiums	Net investment income	Net claims and claim adjustment expenses	Net policy acquisition expenses	General and administrative expenses	Net written premiums
	USD '000	USD '000	USD '000	USD '000	USD '000	USD '000	USD '000	USD '000	USD '000
31 December 2021									
Long-tail	39,154	298,469	173,399	239,531	—	(86,196)	(30,498)	—	177,723
Shorty-tail	25,044	243,841	150,570	282,037	—	(72,599)	(28,766)	—	180,872
Reinsurance	644	33,589	4,757	24,014	—	(17,397)	(3,902)	—	24,014
Corporate and other	—	—	—	—	16,034	—	—	(58,946)	—
Total	<u>64,842</u>	<u>575,899</u>	<u>328,726</u>	<u>545,582</u>	<u>16,034</u>	<u>(176,192)</u>	<u>(63,166)</u>	<u>(58,946)</u>	<u>382,609</u>
31 December 2020									
Long-tail	31,080	223,934	142,082	210,477	—	(88,776)	(27,079)	—	173,295
Shorty-tail	23,611	245,635	131,499	237,478	—	(56,614)	(24,316)	—	145,797
Reinsurance	481	22,686	3,687	19,318	—	(6,282)	(3,095)	—	19,318
Corporate and other	—	—	—	—	9,967	—	—	(46,923)	—
Total	<u>55,172</u>	<u>492,255</u>	<u>277,268</u>	<u>467,273</u>	<u>9,967</u>	<u>(151,672)</u>	<u>(54,490)</u>	<u>(46,923)</u>	<u>338,410</u>
31 December 2019									
Long-tail	N/A	N/A	N/A	150,975	—	(61,667)	(21,907)	—	129,005
Shorty-tail	N/A	N/A	N/A	180,331	—	(41,858)	(20,533)	—	105,162
Reinsurance	N/A	N/A	N/A	17,986	—	(14,538)	(2,996)	—	17,986
Corporate and other	N/A	N/A	N/A	—	13,374	—	—	(39,266)	—
Total	<u>N/A</u>	<u>N/A</u>	<u>N/A</u>	<u>349,292</u>	<u>13,374</u>	<u>(118,063)</u>	<u>(45,436)</u>	<u>(39,266)</u>	<u>252,153</u>

International General Insurance Holdings Ltd.
Schedule IV — Reinsurance
For the Years Ended December 31, 2021, 2020 and 2019

<u>Column A</u>	<u>Column B</u>	<u>Column C</u>	<u>Column D</u>	<u>Column E</u>	<u>Column F</u>
	Gross amount	Ceded to other companies	Assumed from other companies	Net amount	Percentage of amount assumed to net
	<u>USD '000</u>	<u>USD '000</u>	<u>USD '000</u>	<u>USD '000</u>	<u>%</u>
Property and casualty insurance					
31 December 2021	278,886	(162,973)	266,696	382,609	69.7%
31 December 2020	243,270	(128,863)	224,003	338,410	66.2%
31 December 2019	169,529	(97,139)	179,763	252,153	71.3%

Subsidiaries of International General Insurance Holdings Ltd.

Legal Name of Subsidiary	Jurisdiction of Organization
International General Insurance Holdings Ltd.	United Arab Emirates
IGI Underwriting Co. Ltd.	Jordan
North Star Underwriting Limited	United Kingdom
International General Insurance Co. Ltd.	Bermuda
International General Insurance Co. Ltd. - Labuan Branch	Malaysia
International General Insurance Company (UK) Ltd.	United Kingdom
International General Insurance Company (Dubai) Ltd.	United Arab Emirates
Specialty Malls Investment Co.	Jordan
IGI Services Limited	Cayman Islands
Tiberius Acquisition Corp.	Delaware, United States
International General Insurance Company (Europe) S.A.	Malta

**CERTIFICATION PURSUANT TO RULES 13a-14(a) AND 15d-14(a)
UNDER THE SECURITIES EXCHANGE ACT OF 1934**

I, Wasef Jabshah, certify that:

1. I have reviewed this annual report on Form 20-F of International General Insurance Holdings Ltd.
2. Based on my knowledge, this report does not contain any untrue statement of a material fact or omit to state a material fact necessary to make the statements made, in light of the circumstances under which such statements were made, not misleading with respect to the period covered by this report;
3. Based on my knowledge, the financial statements, and other financial information included in this report, fairly present in all material respects the financial condition, results of operations and cash flows of the company as of, and for, the periods presented in this report;
4. The company's other certifying officer and I are responsible for establishing and maintaining disclosure controls and procedures (as defined in Exchange Act Rules 13a-15(e) and 15d-15(e)) and internal control over financial reporting (as defined in Exchange Act Rules 13a-15(f) and 15d-15(f)) for the company and have:
 - a. Designed such disclosure controls and procedures, or caused such disclosure controls and procedures to be designed under our supervision, to ensure that material information relating to the company, including its consolidated subsidiaries, is made known to us by others within those entities, particularly during the period in which this report is being prepared;
 - b. Designed such internal control over financial reporting, or caused such internal control over financial reporting to be designed under our supervision, to provide reasonable assurance regarding the reliability of financial reporting and the preparation of financial statements for external purposes in accordance with generally accepted accounting principles;
 - c. Evaluated the effectiveness of the company's disclosure controls and procedures and presented in this report our conclusions about the effectiveness of the disclosure controls and procedures, as of the end of the period covered by this report based on such evaluation; and
 - d. Disclosed in this report any change in the company's internal control over financial reporting that occurred during the period covered by the annual report that has materially affected, or is reasonably likely to materially affect, the company's internal control over financial reporting; and
5. The company's other certifying officer and I have disclosed, based on our most recent evaluation of internal control over financial reporting, to the company's auditors and the audit committee of the company's board of directors (or persons performing the equivalent functions):
 - a. All significant deficiencies and material weaknesses in the design or operation of internal control over financial reporting, which are reasonably likely to adversely affect the company's ability to record, process, summarize and report financial information; and
 - b. Any fraud, whether or not material, that involves management or other employees who have a significant role in the company's internal control over financial reporting.

Date: April 1, 2022

By: /s/ Wasef Jabshah

Name: Wasef Jabshah
Title: Chief Executive Officer
(Principal Executive Officer)

**CERTIFICATION PURSUANT TO RULES 13a-14(a) AND 15d-14(a)
UNDER THE SECURITIES EXCHANGE ACT OF 1934**

I, Pervez Rizvi, certify that:

1. I have reviewed this annual report on Form 20-F of International General Insurance Holdings Ltd.
2. Based on my knowledge, this report does not contain any untrue statement of a material fact or omit to state a material fact necessary to make the statements made, in light of the circumstances under which such statements were made, not misleading with respect to the period covered by this report;
3. Based on my knowledge, the financial statements, and other financial information included in this report, fairly present in all material respects the financial condition, results of operations and cash flows of the company as of, and for, the periods presented in this report;
4. The company's other certifying officer and I are responsible for establishing and maintaining disclosure controls and procedures (as defined in Exchange Act Rules 13a-15(e) and 15d-15(e)) and internal control over financial reporting (as defined in Exchange Act Rules 13a-15(f) and 15d-15(f)) for the company and have:
 - a. Designed such disclosure controls and procedures, or caused such disclosure controls and procedures to be designed under our supervision, to ensure that material information relating to the company, including its consolidated subsidiaries, is made known to us by others within those entities, particularly during the period in which this report is being prepared;
 - b. Designed such internal control over financial reporting, or caused such internal control over financial reporting to be designed under our supervision, to provide reasonable assurance regarding the reliability of financial reporting and the preparation of financial statements for external purposes in accordance with generally accepted accounting principles;
 - c. Evaluated the effectiveness of the company's disclosure controls and procedures and presented in this report our conclusions about the effectiveness of the disclosure controls and procedures, as of the end of the period covered by this report based on such evaluation; and
 - d. Disclosed in this report any change in the company's internal control over financial reporting that occurred during the period covered by the annual report that has materially affected, or is reasonably likely to materially affect, the company's internal control over financial reporting; and
5. The company's other certifying officer and I have disclosed, based on our most recent evaluation of internal control over financial reporting, to the company's auditors and the audit committee of the company's board of directors (or persons performing the equivalent functions):
 - a. All significant deficiencies and material weaknesses in the design or operation of internal control over financial reporting, which are reasonably likely to adversely affect the company's ability to record, process, summarize and report financial information; and
 - b. Any fraud, whether or not material, that involves management or other employees who have a significant role in the company's internal control over financial reporting.

Date: April 1, 2022

By: /s/ Pervez Rizvi

Name: Pervez Rizvi
Title: Chief Financial Officer
(Principal Financial Officer)

**CERTIFICATION PURSUANT TO
18 U.S.C. SECTION 1350,
AS ADOPTED PURSUANT TO
SECTION 906 OF THE SARBANES-OXLEY ACT OF 2002**

In connection with the annual report on Form 20-F of International General Insurance Holdings Ltd. (the “Company”) for the year ended December 31, 2021 as filed with the Securities and Exchange Commission on the date hereof (the “Report”), the undersigned hereby certifies pursuant to 18 U.S.C. Section 1350, as adopted pursuant to Section 906 of the Sarbanes-Oxley Act of 2002, that to the best of his knowledge:

- (1) The Report fully complies with the requirements of Section 13(a) or 15(d) of the Securities Exchange Act of 1934; and
- (2) The information contained in the Report fairly presents, in all material respects, the financial condition and results of operations of the Company.

Date: April 1, 2022

By: /s/ Wasef Jabsheh

Name: Wasef Jabsheh

Title: Chief Executive Officer

(Principal Executive Officer)

**CERTIFICATION PURSUANT TO
18 U.S.C. SECTION 1350,
AS ADOPTED PURSUANT TO
SECTION 906 OF THE SARBANES-OXLEY ACT OF 2002**

In connection with the annual report on Form 20-F of International General Insurance Holdings Ltd. (the “Company”) for the year ended December 31, 2021 as filed with the Securities and Exchange Commission on the date hereof (the “Report”), the undersigned hereby certifies pursuant to 18 U.S.C. Section 1350, as adopted pursuant to Section 906 of the Sarbanes-Oxley Act of 2002, that to the best of his knowledge:

- (1) The Report fully complies with the requirements of Section 13(a) or 15(d) of the Securities Exchange Act of 1934; and
- (2) The information contained in the Report fairly presents, in all material respects, the financial condition and results of operations of the Company.

Date: April 1, 2022

By: /s/ Pervez Rizvi
Name: Pervez Rizvi
Title: Chief Financial Officer
(Principal Financial Officer)



CONSENT OF INDEPENDENT REGISTERED PUBLIC ACCOUNTING FIRM

We consent to the incorporation by reference in the Registration Statement (Form S-8 No. 333-238918) pertaining to the 2020 Omnibus Incentive Plan of International General Insurance Holdings Ltd of our report dated April 1, 2022, with respect to the consolidated financial statements of International General Insurance Holdings Ltd in this Annual Report (Form 20-F) for the year ended December 31, 2021.

/s/ Ernst & Young LLP

London, United Kingdom

April 1, 2022



CONSENT OF INDEPENDENT REGISTERED PUBLIC ACCOUNTING FIRM

We consent to the incorporation by reference in the Registration Statement (Form F-3 No. 333-254986) of International General Insurance Holdings Ltd and in the related Prospectus of our report dated April 1, 2022, with respect to the consolidated financial statements of International General Insurance Holdings Ltd in this Annual Report (Form 20-F) for the year ended December 31, 2021.

/s/ Ernst & Young LLP

London, United Kingdom

April 1, 2022



“IGI’s commitment to corporate and social responsibility has always been a central part of who we are. We take this commitment seriously and it is embedded in our values and frames our corporate character.”

Waleed Jabsheh

BOARD OF DIRECTORS

International General Insurance
Holdings Ltd.

WASEF JABSHEH

Chairman
(CEO, International General
Insurance Holdings Ltd.)

DAVID ANTHONY

Independent Director

MICHAEL GRAY

Independent Director

WALEED JABSHEH

Director
(President, International General
Insurance Holdings Ltd.)

DAVID KING

Independent Director

WANDA MWAURA

Independent Director

ANDREW POOLE

Director





SHAREHOLDER INFORMATION

REGISTERED ADDRESS

Clarendon House
2 Church Street
Hamilton HM 11
Bermuda

INVESTOR RELATIONS

Contact:

Robin Sidders
Head of Investor Relations

T: +44 (0) 20 7220 0100

E: robin.sidders@iginsure.com

Independent Registered Public Accounting Firm
Ernst & Young LLP
25 Churchill Place
London E14 5EY

Transfer Agent
Continental Stock Transfer & Trust Company
1 State Street
New York, New York 10004-1561

MARKET INFORMATION

The common shares and warrants for International General Insurance Holdings Ltd. are listed on the Nasdaq Capital Market under the symbols IGIC and IGICW respectively.

ADDITIONAL INFORMATION

Copies of IGI's Annual Report, Forms 20-F, or other reports filed or furnished with the Securities and Exchange Commission, are available on the Company website at www.iginsure.com, or can be mailed by requesting a hard copy from the Head of Investor Relations at robin.sidders@iginsure.com.

For more information visit: www.iginsure.com/investors



